










Duathlo Sprint

Wave Start - PTS-PTVI







RANK	BIB	NAME	TEAM	RESULT	Run	T1	Bike	T2	Run	Time	Temp. °C	Humidity	Water
1	404	Carmelo Yeray Pérez Navarro	 ESP	01:06:42	00:19:36	00:00:43	00:34:11	00:00:40	00:11:08	11:20	19.5°C	45%	----
2	403	Mathieu Rella	 FRA	01:13:07	00:19:37	00:00:32	00:39:27	00:00:46	00:12:20				
3	407	Antonio Franco Salas	 ESP	01:14:58	00:22:40	00:00:56	00:36:01	00:00:45	00:14:08				
4	408	Fernando Acosta Alcón	 ESP	01:18:34	00:22:39	00:01:08	00:41:07	00:00:48	00:12:24				
5	401	Kini Carrasco	 ESP	01:20:35	00:22:41	00:01:04	00:43:11	00:00:56	00:12:15				
6	405	Francisco Jesus San Martin Ne	 ESP	01:26:11	00:26:31	00:01:10	00:42:17	00:01:17	00:14:26				
7	402	Raul Zambrana Romero	 ESP	01:27:51	00:26:37	00:00:55	00:43:46	00:01:38	00:14:24				
8	410	Carmen Gonzalez Sanchez	 ESP	01:28:14	00:25:33	00:01:25	00:43:47	00:01:36	00:14:20				
0	406	Adrian Howden	 GBR	DNS									

Distance Route: Run (2Lap x 2,5Km) | Bike (4 Laps x 5Km) | Run (1 Laps 2,5Km)

generate 15-Jun-2024 20:03

Timing / data processing | Lap2Go Timing Solutions

Wave Start - Junior Women

RANK	BIB	NAME	TEAM	RESULT	Run	T1	Bike	T2	Run
1	329	Daria Zakharova	 AIN	01:01:37	00:17:34	00:00:24	00:33:41	00:00:24	00:09:13
2	330	Margherita Voliani	 ITA	01:03:15	00:17:35	00:00:25	00:35:22	00:00:22	00:09:11
3	326	Alice Alessandri	 ITA	01:03:31	00:18:19	00:00:21	00:34:10	00:00:21	00:09:58
4	328	Catarina Felício Santos	 POR	01:03:39	00:18:20	00:00:21	00:34:39	00:00:22	00:09:36
5	327	Miriam Andreu Diaz	 ESP	01:04:21	00:17:47	00:00:25	00:35:09	00:00:23	00:10:18
6	331	Ainoa Gontan Iglesias	 ESP	01:04:39	00:18:23	00:00:21	00:34:35	00:00:23	00:10:36

Time 15:04
Temp. °C 21.2°C
Humidity 44%
Water ----

Distance Route: Run (2Lap x 2,5Km) | Bike (4 Laps x 5Km) | Run (1 Laps 2,5Km)

generate 15-Jun-2024 20:03

Timing / data processing | Lap2Go Timing Solutions

Europe Triathlon Multisport Championships, Coimbra, PT

OFFICIAL RESULT























Wave Start - Junior Men

RANK	BIB	NAME	TEAM	RESULT	Run	T1	Bike	T2	Run	Time	Temp. °C	Humidity	Water
1	201	Lorenzo Pellicciardi	 ITA	00:53:23	00:15:00	00:00:19	00:29:28	00:00:23	00:07:54	14:59	20.6°C	44%	----
2	212	Mineev Roman	 AIN	00:53:35	00:15:00	00:00:22	00:29:24	00:00:25	00:08:04				
3	211	Karpeev Dmitrii	 AIN	00:53:52	00:15:01	00:00:20	00:29:24	00:00:26	00:08:22				
4	216	Jarno Pousada Troitiño	 ESP	00:54:11	00:15:27	00:00:20	00:29:34	00:00:19	00:08:11				
5	210	Tomás Figueiredo	 POR	00:54:34	00:15:46	00:00:21	00:29:15	00:00:22	00:08:31				
6	207	Miguel Blanco González	 ESP	00:54:40	00:15:20	00:00:22	00:29:47	00:00:26	00:08:28				
7	205	Cas Goos	 BEL	00:54:53	00:15:47	00:00:22	00:29:16	00:00:24	00:08:46				
8	217	Aymeric De Springer	 BEL	00:55:09	00:15:56	00:00:24	00:29:03	00:00:27	00:09:00				
9	208	Arthur Ballard	 GBR	00:55:22	00:15:47	00:00:21	00:29:18	00:00:21	00:09:16				
10	215	Siwar Kool	 NED	00:56:11	00:16:11	00:00:27	00:30:06	00:00:24	00:08:44				
11	206	Noé Di Bari	 SUI	00:56:24	00:16:11	00:00:23	00:30:11	00:00:26	00:08:53				
12	204	Rodrigo Pissarra	 POR	00:56:48	00:16:12	00:00:21	00:30:11	00:00:24	00:09:21				
13	202	Jippe Van Drogenbroek	 NED	00:57:30	00:16:33	00:00:26	00:30:25	00:00:25	00:09:22				
14	203	Jurij Zagar	 SLO	00:59:56	00:16:32	00:00:33	00:31:53	00:00:28	00:10:11				
0	218	Amar Maxhuni	 KOS	LAP									
0	214	Matic Žagar	 SLO	DNF									
0	209	Riccardo Cultore	 ITA	DNF									

Distance Route: Run (2Lap x 2,5Km) | Bike (4 Laps x 5Km) | Run (1 Laps 2,5Km)

generate 15-Jun-2024 20:03

Timing / data processing | Lap2Go Timing Solutions

Wave Start - Elite-U23 Women									
RANK	BIB	NAME	TEAM	RESULT	Run	T1	Bike	T2	Run
1	102	Marion Legrand	 FRA	00:58:40	00:16:55	00:00:21	00:32:09	00:00:21	00:08:33
2	624	Jeanne Dupont	 BEL	00:58:41	00:16:55	00:00:24	00:32:08	00:00:25	00:08:27
3	103	María Varo Zubiri	 ESP	00:58:48	00:16:55	00:00:19	00:32:12	00:00:20	00:08:40
4	115	Phoebe Barker	 GBR	00:59:01	00:16:55	00:00:26	00:32:10	00:00:24	00:08:44
5	105	Marion Le Goff	 FRA	00:59:10	00:16:56	00:00:23	00:32:09	00:00:23	00:08:59
6	621	Chiara Lobba	 ITA	00:59:25	00:17:25	00:00:23	00:31:40	00:00:25	00:09:10
7	108	Federica Frigerio	 ITA	00:59:27	00:17:22	00:00:24	00:31:40	00:00:24	00:09:13
8	117	Meghan Bazire	 FRA	00:59:40	00:17:32	00:00:23	00:31:31	00:00:22	00:09:30
9	101	Olivia Keiser	 SUI	00:59:45	00:17:25	00:00:23	00:31:42	00:00:25	00:09:29
10	104	Aline Kootstra	 NED	00:59:58	00:17:25	00:00:24	00:31:40	00:00:29	00:09:40
11	116	Madalena Amaral Almeida	 POR	01:00:30	00:17:52	00:00:21	00:32:18	00:00:24	00:09:15
12	109	Anna Zehnder	 SUI	01:00:43	00:18:00	00:00:23	00:32:07	00:00:20	00:09:32
13	112	Lauren Dickson	 GBR	01:00:54	00:18:08	00:00:25	00:31:57	00:00:25	00:09:38
14	622	Alice Perjoiu	 ROU	01:01:04	00:18:04	00:00:24	00:32:07	00:00:25	00:09:42
15	106	Sandrina Illes	 AUT	01:01:07	00:17:32	00:00:24	00:32:38	00:00:32	00:09:39
16	110	Nicole Allan	 GBR	01:01:17	00:18:03	00:00:24	00:32:00	00:00:31	00:09:57
17	107	Desirée Knecht	 SUI	01:02:50	00:18:53	00:00:24	00:32:56	00:00:22	00:09:53
18	627	Millie Smith	 GBR	01:02:54	00:18:26	00:00:27	00:33:21	00:00:26	00:09:52
19	111	Susanne Silberbauer	 AUT	01:03:07	00:18:40	00:00:27	00:33:07	00:00:25	00:10:06
20	625	Alexa Magallon	 SUI	01:03:20	00:18:25	00:00:27	00:33:21	00:00:27	00:10:18
21	118	Julia Klein	 GER	01:03:42	00:18:26	00:00:25	00:34:27	00:00:32	00:09:32
22	626	Camille Roman	 BEL	01:04:21	00:18:59	00:00:27	00:33:48	00:00:27	00:10:17
23	114	Lisa Isebaert	 BEL	01:05:20	00:18:08	00:00:25	00:34:42	00:00:28	00:11:15

Distance Route: Run (2Lap x 2,5Km) | Bike (4 Laps x 5Km) | Run (1 Laps 2,5Km)

generate 15-Jun-2024 20:03

Timing / data processing | Lap2Go Timing Solutions

Europe Triathlon Multisport Championships, Coimbra, PT

OFFICIAL RESULT

Wave Start - Elite-U23 Men				Time	Temp. °C	Humidity	Water		
				18:29	20.3°C	47%	----		
RANK	BIB	NAME	TEAM	RESULT	Run	T1	Bike	T2	Run
1	8	Arnaud Dely	BEL	00:51:30	00:14:46	00:00:22	00:28:03	00:00:22	00:07:40
2	17	Javier Martin Morales	ESP	00:51:38	00:14:46	00:00:20	00:28:24	00:00:19	00:07:31
3	9	Benjamin Choquert	FRA	00:51:40	00:14:48	00:00:22	00:28:24	00:00:22	00:07:26
4	3	Emile Blondel Hermant	FRA	00:51:42	00:14:47	00:00:25	00:28:18	00:00:20	00:07:34
5	16	Krilan Le Bihan	FRA	00:51:44	00:14:46	00:00:22	00:28:23	00:00:20	00:07:34
7	23	Thomas Laurent	FRA	00:51:46	00:14:48	00:00:24	00:28:17	00:00:21	00:07:37
6	19	Vincent Bierinckx	BEL	00:51:46	00:14:46	00:00:26	00:28:17	00:00:23	00:07:35
8	24	Nicolas Schyns	BEL	00:51:48	00:14:46	00:00:26	00:28:17	00:00:21	00:07:38
9	11	Mario Mola	ESP	00:51:50	00:14:47	00:00:20	00:28:26	00:00:16	00:07:43
10	535	Martin Oldenhove	BEL	00:51:54	00:14:48	00:00:26	00:28:15	00:00:19	00:07:47
11	531	Hugo Figueiredo	POR	00:51:56	00:14:48	00:00:24	00:28:23	00:00:20	00:07:43
12	532	Stef Corthouts	BEL	00:52:00	00:14:55	00:00:26	00:28:09	00:00:20	00:07:51
13	12	Maxime Bargetto	FRA	00:52:05	00:14:50	00:00:22	00:28:19	00:00:21	00:07:55
14	25	Angelo Vandecasteele	BEL	00:52:09	00:14:49	00:00:23	00:28:19	00:00:21	00:07:59
15	6	Moussa Karich	BRN	00:52:12	00:14:49	00:00:25	00:28:21	00:00:28	00:07:50
16	5	Thomas Cremers	NED	00:52:17	00:15:06	00:00:24	00:27:40	00:00:24	00:08:25
17	534	Valentin Van Wersch	NED	00:52:30	00:15:10	00:00:27	00:27:32	00:00:23	00:08:38
18	14	Thibaut De Smet	BEL	00:52:33	00:15:07	00:00:27	00:27:54	00:00:22	00:08:25
19	20	Miquel Angel Capó Crespí	ESP	00:52:39	00:14:49	00:00:24	00:28:20	00:00:18	00:08:29
20	536	Simon Davis	GBR	00:52:45	00:15:07	00:00:27	00:27:56	00:00:22	00:08:33
21	539	Silas Engel Plambæk	DEN	00:52:48	00:15:16	00:00:27	00:27:51	00:00:23	00:08:31
22	28	Michiel Stockman	BEL	00:53:05	00:15:15	00:00:34	00:27:40	00:00:27	00:08:50
23	2	Fabian Holbach	GER	00:53:54	00:15:50	00:00:29	00:28:07	00:00:22	00:08:47
24	1	Samuel Mileham	AUS	00:54:01	00:15:13	00:00:27	00:29:14	00:00:25	00:08:25
25	22	Ben Price	GBR	00:54:01	00:15:16	00:00:29	00:29:07	00:00:24	00:08:25
26	10	Matthew Nelson	GBR	00:54:08	00:15:09	00:00:32	00:29:17	00:00:22	00:08:30
27	4	Albion Ymeri	KOS	00:54:29	00:15:23	00:00:25	00:29:05	00:00:24	00:08:52
28	21	Philip Wylie	GBR	00:55:04	00:15:15	00:00:41	00:29:57	00:00:25	00:08:26
29	27	Rick Paffen	NED	00:55:07	00:15:33	00:00:30	00:29:51	00:00:25	00:08:30
30	15	Edward Langdon	AUS	00:55:11	00:15:25	00:00:35	00:29:54	00:00:24	00:08:32
31	533	Pim Bakker	NED	00:55:31	00:15:26	00:00:32	00:28:53	00:00:26	00:09:54



Distance Route: Run (2Lap x 2,5Km) | Bike (4 Laps x 5Km) | Run (1 Laps 2,5Km)

generate 15-Jun-2024 20:03

Timing / data processing | Lap2Go Timing Solutions

Europe Triathlon Multisport Championships, Coimbra, PT

OFFICIAL RESULT

32	538	Lukas Prokopavicius		LTU	00:58:12	00:16:27	00:00:37	00:31:16	00:00:25	00:09:08
33	537	Tjaž Dolgan		SLO	00:58:35	00:16:10	00:00:31	00:31:48	00:00:27	00:09:19

Distance Route: Run (2Lap x 2,5Km) | Bike (4 Laps x 5Km) | Run (1 Laps 2,5Km)

generate 15-Jun-2024 20:03

Timing / data processing | Lap2Go Timing Solutions







Duathlon Sprint

Elite Feminino

						Time	Temp. °C	Humidity	Water
						16:45	20.6°C	50%	----
RANK	BIB	NAME	TEAM	RESULT	Run	T1	Bike	T2	Run
1	102	Marion Legrand	FRA	00:58:40	00:16:55	00:00:21	00:32:09	00:00:21	00:08:33
2	103	María Varo Zubiri	ESP	00:58:48	00:16:55	00:00:19	00:32:12	00:00:20	00:08:40
3	115	Phoebe Barker	GBR	00:59:01	00:16:55	00:00:26	00:32:10	00:00:24	00:08:44
4	105	Marion Le Goff	FRA	00:59:10	00:16:56	00:00:23	00:32:09	00:00:23	00:08:59
5	108	Federica Frigerio	ITA	00:59:27	00:17:22	00:00:24	00:31:40	00:00:24	00:09:13
6	117	Meghan Bazire	FRA	00:59:40	00:17:32	00:00:23	00:31:31	00:00:22	00:09:30
7	101	Olivia Keiser	SUI	00:59:45	00:17:25	00:00:23	00:31:42	00:00:25	00:09:29
8	104	Aline Kootstra	NED	00:59:58	00:17:25	00:00:24	00:31:40	00:00:29	00:09:40
9	116	Madalena Amaral Almeida	POR	01:00:30	00:17:52	00:00:21	00:32:18	00:00:24	00:09:15
10	109	Anna Zehnder	SUI	01:00:43	00:18:00	00:00:23	00:32:07	00:00:20	00:09:32
11	112	Lauren Dickson	GBR	01:00:54	00:18:08	00:00:25	00:31:57	00:00:25	00:09:38
12	106	Sandrina Illes	AUT	01:01:07	00:17:32	00:00:24	00:32:38	00:00:32	00:09:39
13	110	Nicole Allan	GBR	01:01:17	00:18:03	00:00:24	00:32:00	00:00:31	00:09:57
14	107	Desirée Knecht	SUI	01:02:50	00:18:53	00:00:24	00:32:56	00:00:22	00:09:53
15	111	Susanne Silberbauer	AUT	01:03:07	00:18:40	00:00:27	00:33:07	00:00:25	00:10:06
16	118	Julia Klein	GER	01:03:42	00:18:26	00:00:25	00:34:27	00:00:32	00:09:32
17	114	Lisa Isebaert	BEL	01:05:20	00:18:08	00:00:25	00:34:42	00:00:28	00:11:15

Elite Masculino										Time	Temp. °C	Humidity	Water
										18:29	20.3°C	47%	----
RANK	BIB	NAME	TEAM	RESULT	Run	T1	Bike	T2	Run				
1	8	Arnaud Dely	BEL	00:51:30	00:14:46	00:00:22	00:28:03	00:00:22	00:07:40				
2	17	Javier Martin Morales	ESP	00:51:38	00:14:46	00:00:20	00:28:24	00:00:19	00:07:31				
3	9	Benjamin Choquert	FRA	00:51:40	00:14:48	00:00:22	00:28:24	00:00:22	00:07:26				
4	3	Emile Blondel Hermant	FRA	00:51:42	00:14:47	00:00:25	00:28:18	00:00:20	00:07:34				
5	16	Krilan Le Bihan	FRA	00:51:44	00:14:46	00:00:22	00:28:23	00:00:20	00:07:34				
7	23	Thomas Laurent	FRA	00:51:46	00:14:48	00:00:24	00:28:17	00:00:21	00:07:37				
6	19	Vincent Bierinckx	BEL	00:51:46	00:14:46	00:00:26	00:28:17	00:00:23	00:07:35				
8	24	Nicolas Schyns	BEL	00:51:48	00:14:46	00:00:26	00:28:17	00:00:21	00:07:38				
9	11	Mario Mola	ESP	00:51:50	00:14:47	00:00:20	00:28:26	00:00:16	00:07:43				
10	12	Maxime Bargetto	FRA	00:52:05	00:14:50	00:00:22	00:28:19	00:00:21	00:07:55				
11	25	Angelo Vandecasteele	BEL	00:52:09	00:14:49	00:00:23	00:28:19	00:00:21	00:07:59				
12	6	Moussa Karich	BRN	00:52:12	00:14:49	00:00:25	00:28:21	00:00:28	00:07:50				
13	5	Thomas Cremers	NED	00:52:17	00:15:06	00:00:24	00:27:40	00:00:24	00:08:25				
14	14	Thibaut De Smet	BEL	00:52:33	00:15:07	00:00:27	00:27:54	00:00:22	00:08:25				
15	20	Miquel Angel Capó Crespí	ESP	00:52:39	00:14:49	00:00:24	00:28:20	00:00:18	00:08:29				
16	28	Michiel Stockman	BEL	00:53:05	00:15:15	00:00:34	00:27:40	00:00:27	00:08:50				
17	2	Fabian Holbach	GER	00:53:54	00:15:50	00:00:29	00:28:07	00:00:22	00:08:47				
18	1	Samuel Mileham	AUS	00:54:01	00:15:13	00:00:27	00:29:14	00:00:25	00:08:25				
19	22	Ben Price	GBR	00:54:01	00:15:16	00:00:29	00:29:07	00:00:24	00:08:25				
20	10	Matthew Nelson	GBR	00:54:08	00:15:09	00:00:32	00:29:17	00:00:22	00:08:30				
21	4	Albion Ymeri	KOS	00:54:29	00:15:23	00:00:25	00:29:05	00:00:24	00:08:52				
22	21	Philip Wylie	GBR	00:55:04	00:15:15	00:00:41	00:29:57	00:00:25	00:08:26				
23	27	Rick Paffen	NED	00:55:07	00:15:33	00:00:30	00:29:51	00:00:25	00:08:30				
24	15	Edward Langdon	AUS	00:55:11	00:15:25	00:00:35	00:29:54	00:00:24	00:08:32				

Junior Feminino

RANK	BIB	NAME	TEAM	RESULT	Run	T1	Bike	T2	Run
1	329	Daria Zakharova	 AIN	01:01:37	00:17:34	00:00:24	00:33:41	00:00:24	00:09:13
2	330	Margherita Voliani	 ITA	01:03:15	00:17:35	00:00:25	00:35:22	00:00:22	00:09:11
3	326	Alice Alessandri	 ITA	01:03:31	00:18:19	00:00:21	00:34:10	00:00:21	00:09:58
4	328	Catarina Felício Santos	 POR	01:03:39	00:18:20	00:00:21	00:34:39	00:00:22	00:09:36
5	327	Miriam Andreu Diaz	 ESP	01:04:21	00:17:47	00:00:25	00:35:09	00:00:23	00:10:18
6	331	Ainoa Gontan Iglesias	 ESP	01:04:39	00:18:23	00:00:21	00:34:35	00:00:23	00:10:36

Time 15:04
Temp. °C 21.2°C
Humidity 44%
Water ----



Europe Triathlon Multisport Championships, Coimbra, PT

OFFICIAL RESULT

Junior Masculino				Time	Temp. °C	Humidity	Water		
				14:59	20.6°C	44%	----		
RANK	BIB	NAME	TEAM	RESULT	Run	T1	Bike	T2	Run
1	201	Lorenzo Pelliciardi	 ITA	00:53:23	00:15:00	00:00:19	00:29:28	00:00:23	00:07:54
2	212	Mineev Roman	 AIN	00:53:35	00:15:00	00:00:22	00:29:24	00:00:25	00:08:04
3	211	Karpeev Dmitrii	 AIN	00:53:52	00:15:01	00:00:20	00:29:24	00:00:26	00:08:22
4	216	Jarno Pousada Troitiño	 ESP	00:54:11	00:15:27	00:00:20	00:29:34	00:00:19	00:08:11
5	210	Tomás Figueiredo	 POR	00:54:34	00:15:46	00:00:21	00:29:15	00:00:22	00:08:31
6	207	Miguel Blanco González	 ESP	00:54:40	00:15:20	00:00:22	00:29:47	00:00:26	00:08:28
7	205	Cas Goos	 BEL	00:54:53	00:15:47	00:00:22	00:29:16	00:00:24	00:08:46
8	217	Aymeric De Springer	 BEL	00:55:09	00:15:56	00:00:24	00:29:03	00:00:27	00:09:00
9	208	Arthur Ballard	 GBR	00:55:22	00:15:47	00:00:21	00:29:18	00:00:21	00:09:16
10	215	Siwar Kool	 NED	00:56:11	00:16:11	00:00:27	00:30:06	00:00:24	00:08:44
11	206	Noé Di Bari	 SUI	00:56:24	00:16:11	00:00:23	00:30:11	00:00:26	00:08:53
12	204	Rodrigo Pissarra	 POR	00:56:48	00:16:12	00:00:21	00:30:11	00:00:24	00:09:21
13	202	Jippe Van Drogenbroek	 NED	00:57:30	00:16:33	00:00:26	00:30:25	00:00:25	00:09:22
14	203	Jurij Zagar	 SLO	00:59:56	00:16:32	00:00:33	00:31:53	00:00:28	00:10:11
	218	Amar Maxhuni	 KOS	LAP					
	214	Matic Žagar	 SLO	DNF					
	209	Riccardo Cultore	 ITA	DNF					





Europe Triathlon Multisport Championships, Coimbra, PT

OFFICIAL RESULT

PTS3 M						Time	Temp. °C	Humidity	Water
						11:20	19.5°C	45%	----
RANK	BIB	NAME	TEAM	RESULT	Run	T1	Bike	T2	Run
1	401	Kini Carrasco	 ESP	01:20:35	00:22:41	00:01:04	00:43:11	00:00:56	00:12:15
2	402	Raul Zambrana Romero	 ESP	01:27:51	00:26:37	00:00:55	00:43:46	00:01:38	00:14:24

Europe Triathlon Multisport Championships, Coimbra, PT


OFFICIAL RESULT

PTS4 M									
RANK	BIB	NAME	TEAM	RESULT	Run	T1	Bike	T2	Run
1	404	Carmelo Yeray Pérez Navarro	 ESP	01:06:42	00:19:36	00:00:43	00:34:11	00:00:40	00:11:08
2	403	Mathieu Rella	 FRA	01:13:07	00:19:37	00:00:32	00:39:27	00:00:46	00:12:20
3	405	Francisco Jesus San Martin Ne	 ESP	01:26:11	00:26:31	00:01:10	00:42:17	00:01:17	00:14:26
406	Adrian Howden	 GBR	GBR	DNS					

Time 11:20
Temp. °C 19.5°C
Humidity 45%
Water ----



Europe Triathlon Multisport Championships, Coimbra, PT

OFFICIAL RESULT

PTS4 W						Time	Temp. °C	Humidity	Water
						11:20	19.5°C	45%	----
RANK	BIB	NAME	TEAM	RESULT	Run	T1	Bike	T2	Run
1	410	Carmen Gonzalez Sanchez	 ESP	01:28:14	00:25:33	00:01:25	00:43:47	00:01:36	00:14:20

Europe Triathlon Multisport Championships, Coimbra, PT







OFFICIAL RESULT

PTS5 M						Time	Temp. °C	Humidity	Water
						11:20	19.5°C	45%	----
RANK	BIB	NAME	TEAM	RESULT	Run	T1	Bike	T2	Run
1	407	Antonio Franco Salas	 ESP	01:14:58	00:22:40	00:00:56	00:36:01	00:00:45	00:14:08
2	408	Fernando Acosta Alcón	 ESP	01:18:34	00:22:39	00:01:08	00:41:07	00:00:48	00:12:24

Europe Triathlon Multisport Championships, Coimbra, PT










OFFICIAL RESULT

Sub 23 Feminino

RANK	BIB	NAME	TEAM	RESULT	Run	T1	Bike	T2	Run
1	624	Jeanne Dupont	 BEL	00:58:41	00:16:55	00:00:24	00:32:08	00:00:25	00:08:27
2	621	Chiara Lobba	 ITA	00:59:25	00:17:25	00:00:23	00:31:40	00:00:25	00:09:10
3	622	Alice Perjoiu	 ROU	01:01:04	00:18:04	00:00:24	00:32:07	00:00:25	00:09:42
4	627	Millie Smith	 GBR	01:02:54	00:18:26	00:00:27	00:33:21	00:00:26	00:09:52
5	625	Alexa Magallon	 SUI	01:03:20	00:18:25	00:00:27	00:33:21	00:00:27	00:10:18
6	626	Camille Roman	 BEL	01:04:21	00:18:59	00:00:27	00:33:48	00:00:27	00:10:17

Time 16:45 Temp. °C 20.6°C Humidity 50% Water ----

Sub 23 Masculino

RANK	BIB	NAME	TEAM	RESULT	Run	T1	Bike	T2	Run
1	535	Martin Oldenhove	 BEL	00:51:54	00:14:48	00:00:26	00:28:15	00:00:19	00:07:47
2	531	Hugo Figueiredo	 POR	00:51:56	00:14:48	00:00:24	00:28:23	00:00:20	00:07:43
3	532	Stef Corthouts	 BEL	00:52:00	00:14:55	00:00:26	00:28:09	00:00:20	00:07:51
4	534	Valentin Van Wersch	 NED	00:52:30	00:15:10	00:00:27	00:27:32	00:00:23	00:08:38
5	536	Simon Davis	 GBR	00:52:45	00:15:07	00:00:27	00:27:56	00:00:22	00:08:33
6	539	Silas Engel Plambæk	 DEN	00:52:48	00:15:16	00:00:27	00:27:51	00:00:23	00:08:31
7	533	Pim Bakker	 NED	00:55:31	00:15:26	00:00:32	00:28:53	00:00:26	00:09:54
8	538	Lukas Prokopavicius	 LTU	00:58:12	00:16:27	00:00:37	00:31:16	00:00:25	00:09:08
9	537	Tjaž Dolgan	 SLO	00:58:35	00:16:10	00:00:31	00:31:48	00:00:27	00:09:19

Time 18:29
Temp. °C 20.3°C
Humidity 47%
Water ----

Duathlo Sprint AG

Wave Start - M16-39

Time 07:59
Temp. °C 13.9°C
Humidity 81%
Water ----

RANK	BIB	NAME	TEAM	RESULT	Run	T1	Bike	T2	Run
1	1007	Christos Tzelis	GBR	00:56:42	00:15:28	00:00:54	00:30:56	00:00:52	00:08:13
2	1024	Pablo Gonzalez Perez	ESP	00:57:18	00:15:27	00:00:51	00:31:01	00:00:53	00:08:46
3	1059	Sam Hopton	GBR	00:57:59	00:16:02	00:00:55	00:31:10	00:00:53	00:08:36
4	1023	James Vaughan	GBR	00:58:05	00:15:28	00:00:54	00:31:30	00:00:56	00:08:58
5	1026	Charles Bertier	FRA	00:58:06	00:16:05	00:00:53	00:31:09	00:00:57	00:08:43
6	1051	Ismael Lago Monroy	ESP	00:58:09	00:16:05	00:00:55	00:31:15	00:00:55	00:08:38
7	1038	Carlos Ramírez De La Cruz	ESP	00:58:09	00:16:04	00:00:55	00:31:17	00:00:55	00:08:38
8	1033	David Robertson	GBR	00:58:12	00:16:08	00:00:57	00:31:11	00:00:53	00:08:42
9	1045	Tom Radley	GBR	00:58:16	00:16:07	00:00:52	00:31:18	00:00:54	00:08:46
10	1057	Thomas Greeves	GBR	00:58:19	00:16:05	00:00:55	00:31:13	00:01:00	00:08:44
11	1008	Kai Azzopardi	MLT	00:58:20	00:16:13	00:00:55	00:31:08	00:00:52	00:08:52
12	1055	Stuart Fisher	GBR	00:58:23	00:16:19	00:00:54	00:31:02	00:00:55	00:08:50
13	1028	Ben Brereton	GBR	00:58:24	00:16:28	00:00:57	00:30:55	00:00:50	00:08:53
14	1048	Eliot Taylor	GBR	00:58:24	00:16:08	00:00:58	00:31:12	00:00:54	00:08:53
15	1002	Enrique Rodriguez Abreu	ESP	00:58:25	00:16:16	00:00:54	00:31:10	00:00:57	00:08:48
16	1052	Ruben Quintero Hurtado	ESP	00:58:30	00:16:37	00:01:05	00:30:37	00:00:51	00:09:00
17	1025	Adrian Miralles Alarcon	ESP	00:58:32	00:16:07	00:01:00	00:31:06	00:00:58	00:09:01
18	1046	Beau Smith	GBR	00:58:33	00:17:00	00:00:56	00:30:08	00:00:52	00:09:14
19	1056	Jonathan Girvan	GBR	00:58:35	00:16:04	00:00:58	00:31:21	00:01:03	00:08:49
20	1066	Alessandro Cazzolla	ITA	00:58:38	00:16:32	00:00:59	00:30:36	00:00:55	00:09:15
21	1039	Jorge Rodriguez Gil	ESP	00:58:44	00:16:13	00:00:57	00:30:56	00:00:54	00:09:22
22	1006	Jonah Marks	GBR	00:58:46	00:16:12	00:00:56	00:31:06	00:00:55	00:09:17
23	1014	Spencer Bateman	GBR	00:58:47	00:16:14	00:01:00	00:31:02	00:00:56	00:09:15
24	1001	Antonio Ferreira Borges	POR	00:58:54	00:17:03	00:00:59	00:30:22	00:00:55	00:09:16
25	1042	Alex Crump	GBR	00:58:56	00:16:20	00:00:49	00:30:59	00:00:59	00:09:25
26	1030	Liam Huntington	GBR	00:58:58	00:16:07	00:00:57	00:31:06	00:01:03	00:09:24
27	1016	Oliver Evans	GBR	00:58:59	00:16:30	00:01:06	00:30:50	00:01:04	00:09:07
28	1005	Thomas Hughes	GBR	00:59:13	00:16:36	00:00:55	00:30:48	00:00:59	00:09:36

Distance Route: Run (2Lap x 2,5Km) | Bike (4 Laps x 5Km) | Run (1 Laps 2,5Km)

generate 15-Jun-2024 20:03

Timing / data processing | Lap2Go Timing Solutions

Europe Triathlon Multisport Championships, Coimbra, PT

OFFICIAL RESULT

29	1044	David Humphreys		GBR	00:59:16	00:17:00	00:01:01	00:30:21	00:00:59	00:09:32
30	1019	Ben Fuller		GBR	00:59:34	00:16:36	00:01:13	00:30:32	00:01:08	00:09:42
31	1011	Bartosz Kantarowski		POL	01:00:31	00:16:38	00:01:04	00:30:32	00:01:04	00:10:53
32	1015	Daniel Durkin		GBR	01:00:46	00:16:35	00:01:02	00:32:36	00:00:55	00:09:13
33	1013	Ben Allen		GBR	01:00:48	00:17:17	00:00:59	00:31:56	00:00:57	00:09:17
34	1032	David Pearson		GBR	01:00:55	00:17:30	00:01:07	00:31:26	00:00:54	00:09:37
35	1031	Ben Kent		GBR	01:00:57	00:16:51	00:01:06	00:32:11	00:01:01	00:09:28
36	1049	Sam Witter		GBR	01:01:04	00:16:58	00:01:39	00:31:33	00:01:14	00:09:16
37	1043	James Hill		GBR	01:01:09	00:16:27	00:01:25	00:32:30	00:01:19	00:09:04
38	1027	Niall Boxhall		GBR	01:01:14	00:17:28	00:01:08	00:31:33	00:01:04	00:09:39
39	1064	Tej Thaker		GBR	01:01:21	00:17:04	00:01:00	00:32:14	00:01:00	00:09:42
40	1037	Antonio Jesus Diaz Moreno		ESP	01:01:28	00:17:30	00:00:57	00:31:52	00:00:54	00:09:52
41	1063	Joseph Ramsden		GBR	01:01:36	00:17:22	00:01:03	00:31:44	00:01:01	00:10:05
42	1060	David Moody		GBR	01:01:50	00:17:29	00:01:01	00:31:53	00:01:03	00:10:00
43	1029	Pete Douglass		GBR	01:02:03	00:16:57	00:00:57	00:32:16	00:01:07	00:10:23
44	1050	Roberto Centeio Barata		POR	01:02:31	00:17:44	00:01:02	00:32:35	00:01:02	00:09:47
45	1034	James Robinson		GBR	01:02:34	00:18:05	00:01:02	00:32:17	00:00:58	00:09:49
46	1017	Thomas Feather		GBR	01:02:43	00:17:39	00:01:10	00:32:36	00:01:11	00:09:44
47	1047	Philip Sudworth		GBR	01:02:49	00:17:31	00:01:24	00:32:33	00:01:18	00:09:42
48	1065	Jack Thompson		GBR	01:02:54	00:17:44	00:01:09	00:32:40	00:01:07	00:09:48
49	1003	Thomas Allen		GBR	01:03:07	00:18:17	00:01:01	00:32:14	00:01:02	00:10:12
50	1004	Louis Ansfield		GBR	01:03:26	00:18:19	00:01:07	00:31:54	00:01:05	00:10:39
51	1058	Luke Halliday		GBR	01:03:30	00:18:10	00:01:01	00:32:16	00:01:24	00:10:17
52	1054	Matt Baldock		GBR	01:04:11	00:17:46	00:01:31	00:33:38	00:01:12	00:09:45
53	1022	Liam Tupling		GBR	01:04:50	00:18:51	00:01:05	00:32:44	00:01:08	00:10:35
54	1053	Mark Baker		GBR	01:05:04	00:18:39	00:01:07	00:32:57	00:01:16	00:10:42
55	1036	Joshua Southern		GBR	01:05:11	00:19:10	00:01:04	00:32:27	00:01:00	00:11:07
56	1035	Joseph Simpson		GBR	01:05:21	00:18:07	00:01:14	00:34:28	00:01:02	00:10:04
57	1040	Kevin Broome		GBR	01:05:33	00:18:37	00:01:16	00:32:54	00:01:35	00:10:47
58	1061	Kyle Pankhurst		GBR	01:06:59	00:18:09	00:01:29	00:35:31	00:01:14	00:10:13
59	1021	Tru Stothard		GBR	01:07:21	00:19:00	00:01:11	00:34:24	00:01:26	00:10:55
60	1041	Henry Cole		GBR	01:07:25	00:19:14	00:01:30	00:33:42	00:01:36	00:10:59
61	1009	Chylen Fava		MLT	01:07:53	00:19:33	00:01:14	00:33:50	00:01:20	00:11:34
62	1018	Mitchell Fletcher		GBR	01:07:59	00:19:31	00:01:30	00:33:33	00:01:27	00:11:35





Distance Route: Run (2Lap x 2,5Km) | Bike (4 Laps x 5Km) | Run (1 Laps 2,5Km)

generate 15-Jun-2024 20:03

Timing / data processing | Lap2Go Timing Solutions

Europe Triathlon Multisport Championships, Coimbra, PT

OFFICIAL RESULT

63	1010	James Vassallo		MLT	01:10:03	00:21:54	00:01:16	00:32:49	00:01:16	00:12:24
0	1020	Joseph Ray		GBR	DNS					
0	1062	Matthew Perry		GBR	DNS					
0	1012	David Oliveira		POR	DNS					

Distance Route: Run (2Lap x 2,5Km) | Bike (4 Laps x 5Km) | Run (1 Laps 2,5Km)

generate 15-Jun-2024 20:03

Timing / data processing | Lap2Go Timing Solutions

Europe Triathlon Multisport Championships, Coimbra, PT

OFFICIAL RESULT

Wave Start - M40-49				Time	Temp. °C	Humidity	Water		
				08:04	13.9°C	81%	----		
RANK	BIB	NAME	TEAM	RESULT	Run	T1	Bike	T2	Run
1	1108	Arnaud Deceroit	FRA	00:58:14	00:15:48	00:00:56	00:31:57	00:00:50	00:08:23
2	1068	Nelson Gomes	POR	00:58:19	00:15:48	00:00:52	00:32:06	00:00:52	00:08:20
3	1077	Santiago Javier Muros Ramírez	ESP	00:58:26	00:15:49	00:00:54	00:32:03	00:00:53	00:08:26
4	1092	Dan Tate	GBR	00:58:30	00:15:49	00:00:53	00:32:03	00:01:00	00:08:25
5	1102	Rafael Curado Tejero	ESP	00:58:40	00:16:37	00:00:56	00:31:10	00:00:47	00:08:49
6	1098	Sergio Dias	POR	00:58:45	00:15:50	00:00:53	00:32:02	00:00:54	00:08:46
7	1109	Guillaume Laclergue	FRA	00:58:54	00:15:50	00:00:51	00:32:11	00:00:47	00:08:55
8	1105	Jorge Janeiro Lorenzo	ESP	00:58:57	00:16:35	00:01:00	00:31:09	00:01:02	00:08:49
9	1100	Daniel Aguirre Moreno	ESP	00:59:02	00:16:39	00:00:55	00:31:15	00:00:48	00:09:05
10	1123	Sullivan Smith	GBR	00:59:14	00:15:53	00:00:54	00:32:01	00:01:08	00:08:57
11	1104	Angel Gutierrez Calzado	ESP	00:59:18	00:17:08	00:00:59	00:30:38	00:00:53	00:09:19
12	1115	Matt Harrison	GBR	00:59:19	00:17:07	00:01:06	00:30:38	00:00:57	00:09:08
13	1074	Juan Enrique Gutierrez Martin	ESP	00:59:21	00:16:05	00:00:58	00:31:40	00:00:53	00:09:24
14	1106	Jordi Linares Hernandez	ESP	00:59:23	00:16:40	00:00:56	00:31:15	00:00:51	00:09:19
15	1099	Sérgio Santos	POR	00:59:24	00:15:49	00:00:58	00:32:04	00:01:04	00:09:08
16	1122	Richard Shephard	GBR	00:59:32	00:16:53	00:01:09	00:30:41	00:01:02	00:09:26
17	1073	Martin Hren	AUT	00:59:36	00:16:41	00:00:56	00:31:14	00:01:02	00:09:20
18	1080	Paskell Blackwell	GBR	00:59:47	00:17:07	00:01:01	00:30:39	00:01:01	00:09:38
19	1096	Eoin Bailey	IRL	00:59:52	00:16:41	00:01:03	00:30:59	00:00:57	00:09:52
20	1072	Boštjan Dolgan	SLO	00:59:55	00:16:57	00:00:56	00:30:55	00:00:53	00:09:52
21	1082	Brad Clarke	GBR	00:59:57	00:17:07	00:01:15	00:30:24	00:01:04	00:09:44
23	1085	Matthew Hammond	GBR	01:00:05	00:17:01	00:01:11	00:30:39	00:01:03	00:09:50
22	1107	Victor Sánchez García	ESP	01:00:05	00:17:08	00:01:08	00:30:35	00:00:59	00:09:51
24	1070	Roger Vicente	POR	01:00:50	00:16:37	00:00:56	00:32:01	00:01:01	00:09:54
25	1129	Ben Psaila	MLT	01:01:53	00:17:34	00:01:02	00:32:17	00:01:03	00:09:35
26	1124	Mark Taylor	GBR	01:01:57	00:17:43	00:01:05	00:32:05	00:01:00	00:09:42
27	1093	Matt Warne	GBR	01:01:59	00:17:40	00:01:06	00:32:13	00:01:08	00:09:27
28	1112	Adam Blackmore	GBR	01:02:05	00:17:41	00:01:10	00:32:09	00:01:02	00:09:39
29	1111	Dave Barlow	GBR	01:02:09	00:17:25	00:01:08	00:32:30	00:01:01	00:09:42
30	1091	Luke Reed	GBR	01:02:13	00:17:42	00:01:00	00:32:10	00:01:02	00:09:56
31	1088	Liam Meggitt	GBR	01:02:14	00:17:45	00:01:03	00:32:10	00:00:52	00:10:00

Distance Route: Run (2Lap x 2,5Km) | Bike (4 Laps x 5Km) | Run (1 Laps 2,5Km)

generate 15-Jun-2024 20:03

Timing / data processing | Lap2Go Timing Solutions

Europe Triathlon Multisport Championships, Coimbra, PT

OFFICIAL RESULT

32	1116	Michael Hutchins		GBR	01:02:14	00:17:45	00:01:14	00:31:56	00:01:00	00:09:57
33	1095	Marcus Wills		GBR	01:02:17	00:17:43	00:01:11	00:32:02	00:01:03	00:09:53
34	1094	Wayne Williams		GBR	01:02:19	00:17:45	00:01:11	00:32:02	00:01:08	00:09:49
35	1121	Alan Robertson		GBR	01:02:22	00:17:42	00:01:09	00:31:56	00:01:04	00:10:07
36	1103	Joaquin Espina Zambrano		ESP	01:02:28	00:17:33	00:01:11	00:32:14	00:01:14	00:09:54
37	1084	Chris Grubb		GBR	01:02:58	00:17:32	00:01:13	00:32:21	00:01:17	00:10:11
38	1067	Ilya Belyaev		POR	01:03:21	00:18:09	00:01:09	00:32:37	00:01:07	00:09:58
39	1081	James Bray		GBR	01:03:24	00:17:41	00:01:13	00:33:11	00:01:01	00:09:54
40	1117	Peter Kerry		GBR	01:03:31	00:17:44	00:01:55	00:32:17	00:01:07	00:10:03
41	1114	Ian Elsby		GBR	01:04:00	00:17:46	00:01:21	00:33:07	00:01:07	00:10:18
42	1125	Adrian Williams		GBR	01:04:07	00:17:57	00:01:25	00:33:01	00:01:20	00:10:00
43	1090	Neil Oakes		GBR	01:05:14	00:17:31	00:01:07	00:35:19	00:01:04	00:09:50
44	1120	Simon Patterson		GBR	01:05:27	00:18:44	00:01:24	00:33:28	00:01:14	00:10:12
45	1127	Mike Wood		GBR	01:05:41	00:19:15	00:01:05	00:33:15	00:01:00	00:10:41
46	1118	Brett Osler		GBR	01:05:54	00:18:04	00:01:07	00:34:39	00:01:02	00:10:38
47	1101	Pedro Carlos Cobos Benavente		ESP	01:06:37	00:18:59	00:01:04	00:33:35	00:01:07	00:11:26
48	1083	Kirk Denton		GBR	01:06:38	00:19:06	00:01:08	00:33:37	00:01:11	00:11:10
49	1089	Chris Mills		GBR	01:06:54	00:19:07	00:01:24	00:33:57	00:01:15	00:10:44
50	1078	Juan Antonio Rubio Fernandez		ESP	01:07:39	00:19:29	00:01:11	00:33:58	00:01:07	00:11:30
51	1086	Chris Levick		GBR	01:07:43	00:19:15	00:01:22	00:33:56	00:01:22	00:11:23
52	1126	Mark Wills		GBR	01:07:48	00:19:25	00:01:17	00:34:45	00:01:17	00:10:38
53	1069	Marco Leite		POR	01:08:15	00:20:11	00:01:09	00:34:08	00:01:08	00:11:12
54	1087	Andrew Matthews		GBR	01:14:43	00:20:31	00:01:26	00:38:38	00:01:36	00:12:05
55	1076	Javier López García		ESP	01:15:37	00:22:04	00:01:37	00:37:55	00:01:39	00:11:54
56	1128	Paul Flynn		IRL	01:18:08	00:22:41	00:01:28	00:37:53	00:01:34	00:14:04
57	1071	Bogdan Tatomir		ROU	01:22:14	00:22:39	00:02:02	00:37:27	00:02:25	00:17:13
0	1079	Felix Salcedo Garcia-Calvo		ESP	DNS					
0	1075	Francisco Lara Lara		ESP	DNS					
0	1119	Leahn Parry		GBR	DNS					
0	1110	Richard Baker		GBR	DNS					
0	1113	Ross Crombie		GBR	DNS					
0	1097	Marc Flavin		IRL	DNS					

Distance Route: Run (2Lap x 2,5Km) | Bike (4 Laps x 5Km) | Run (1 Laps 2,5Km)

generate 15-Jun-2024 20:03

Timing / data processing | Lap2Go Timing Solutions

Europe Triathlon Multisport Championships, Coimbra, PT

OFFICIAL RESULT

Wave Start - M50-59				Time	Temp. °C	Humidity	Water		
				08:09	13.9°C	81%	----		
RANK	BIB	NAME	TEAM	RESULT	Run	T1	Bike	T2	Run
1	1134	Josep Viladoms Bellart	ESP	01:00:12	00:16:39	00:00:57	00:32:13	00:00:53	00:09:08
2	1171	Craig Dyce	GBR	01:00:36	00:16:43	00:00:53	00:32:38	00:00:54	00:09:05
3	1132	Miquel Capo Soler	ESP	01:00:40	00:16:41	00:00:56	00:32:38	00:01:01	00:09:02
4	1178	Chris Nicoll	GBR	01:00:46	00:16:48	00:00:55	00:32:35	00:00:59	00:09:08
5	1165	David Serra Termens	ESP	01:00:57	00:16:42	00:00:55	00:32:39	00:00:56	00:09:22
6	1159	José Peixoto	POR	01:01:15	00:16:43	00:00:56	00:32:59	00:01:02	00:09:13
7	1151	Jason Williams	GBR	01:01:17	00:16:56	00:01:09	00:32:31	00:00:58	00:09:20
8	1147	Neil Turner	GBR	01:01:49	00:16:49	00:01:00	00:32:50	00:01:01	00:09:46
9	1166	Pascal Cassez	FRA	01:01:52	00:16:48	00:01:00	00:32:44	00:01:03	00:09:53
10	1138	Marc Fallows	GBR	01:01:56	00:16:50	00:01:13	00:32:28	00:01:16	00:09:48
11	1181	Mark Russell	GBR	01:02:26	00:17:25	00:01:04	00:33:11	00:01:02	00:09:21
12	1148	Christopher Watters	GBR	01:02:41	00:17:25	00:01:25	00:32:59	00:00:59	00:09:29
13	1188	Gianluca Atzori	ITA	01:02:44	00:17:35	00:01:07	00:32:59	00:01:02	00:09:40
14	1157	Pietro Carrara	ITA	01:02:57	00:18:00	00:01:04	00:32:43	00:01:06	00:09:41
15	1145	Dean Taylor	GBR	01:03:02	00:18:07	00:01:10	00:32:28	00:01:04	00:09:49
16	1139	Christian Harle	GBR	01:03:03	00:17:58	00:01:09	00:32:29	00:01:02	00:10:01
17	1140	Timothy Kent	GBR	01:03:08	00:17:30	00:01:05	00:33:09	00:01:08	00:09:54
18	1186	Andrew Stokes	GBR	01:03:23	00:17:56	00:01:05	00:32:42	00:00:59	00:10:17
19	1133	Jose Luis Lencina Nava	ESP	01:03:49	00:17:50	00:01:12	00:32:53	00:01:14	00:10:17
20	1150	Robert White	GBR	01:03:50	00:17:54	00:01:06	00:32:43	00:01:00	00:10:41
21	1170	Paul Cockburn	GBR	01:03:57	00:17:59	00:01:09	00:32:33	00:01:18	00:10:34
22	1182	David Smith	GBR	01:04:09	00:18:23	00:01:14	00:32:50	00:01:10	00:10:07
23	1160	Paulo Jorge Silva	POR	01:04:10	00:18:09	00:01:22	00:32:57	00:01:11	00:10:09
24	1163	Juan Luis Maiza Begiristain	ESP	01:04:22	00:18:32	00:01:03	00:32:47	00:01:03	00:10:33
25	1162	Jose Manuel Fort Martinez	ESP	01:04:36	00:18:35	00:01:05	00:32:42	00:01:07	00:10:43
26	1146	David Thompson	GBR	01:04:49	00:18:32	00:01:05	00:32:44	00:01:15	00:10:49
27	1144	David Taylor	GBR	01:05:43	00:18:20	00:01:03	00:34:29	00:01:09	00:10:17
28	1130	Stefan Gremmens	BEL	01:05:55	00:18:56	00:01:04	00:34:04	00:01:06	00:10:17
29	1180	Steve Rooke	GBR	01:05:56	00:18:37	00:01:24	00:34:20	00:01:14	00:09:59
30	1149	Mike Wheeler	GBR	01:05:59	00:18:51	00:01:10	00:33:57	00:01:06	00:10:31
32	1164	Eduardo Martin Infante	ESP	01:06:04	00:18:59	00:00:59	00:34:01	00:00:58	00:10:42


Distance Route: Run (2Lap x 2,5Km) | Bike (4 Laps x 5Km) | Run (1 Laps 2,5Km)

generate 15-Jun-2024 20:03

Timing / data processing | Lap2Go Timing Solutions

Europe Triathlon Multisport Championships, Coimbra, PT

OFFICIAL RESULT

31	1153	Chris Martin		GER	01:06:04	00:19:51	00:01:15	00:32:54	00:01:13	00:10:24
33	1185	Graeme Stirzaker		GBR	01:06:20	00:19:25	00:01:33	00:33:12	00:00:59	00:10:47
34	1143	James Stewart		GBR	01:06:21	00:19:12	00:01:08	00:33:41	00:01:13	00:10:42
35	1187	Bryan Vaughan		GBR	01:06:27	00:19:14	00:01:14	00:33:40	00:01:07	00:10:46
36	1154	Noel Healy		IRL	01:06:35	00:19:14	00:01:22	00:33:29	00:01:17	00:10:50
37	1141	Simon Page		GBR	01:06:45	00:19:51	00:01:13	00:33:02	00:01:09	00:11:03
38	1183	Clive Spencer		GBR	01:06:50	00:19:38	00:01:25	00:33:16	00:01:13	00:10:53
39	1174	Nigel Paddy Jones		GBR	01:08:10	00:19:53	00:01:18	00:34:21	00:01:09	00:11:05
40	1176	Iain Martin		GBR	01:08:39	00:20:16	00:01:15	00:34:39	00:01:14	00:10:44
41	1172	Steve Gelder		GBR	01:09:15	00:20:13	00:01:25	00:34:37	00:01:21	00:11:12
42	1175	Tim Kendrick		GBR	01:09:22	00:20:26	00:01:38	00:34:11	00:01:27	00:11:12
43	1135	John Armstrong		GBR	01:09:35	00:19:58	00:01:15	00:34:22	00:01:29	00:12:05
44	1158	Krzysztof Kula		POL	01:09:41	00:19:43	00:01:32	00:35:08	00:01:39	00:11:15
45	1169	Martyn Carruthers		GBR	01:10:31	00:19:04	00:01:22	00:37:15	00:01:28	00:10:56
46	1179	Tim Parfitt		GBR	01:10:41	00:20:27	00:01:53	00:34:44	00:01:51	00:11:19
47	1152	Marc Young		GBR	01:12:25	00:21:06	00:01:32	00:36:31	00:01:16	00:11:33
48	1167	Pierrick Jaffre		FRA	01:12:33	00:20:46	00:01:19	00:37:07	00:01:16	00:11:37
49	1177	Ian Mitchell		GBR	01:12:41	00:21:09	00:01:33	00:36:27	00:01:14	00:11:51
50	1184	Sean Stewart		GBR	01:12:43	00:22:12	00:01:14	00:35:37	00:01:11	00:11:58
51	1142	Daz Red		GBR	01:12:51	00:21:39	00:01:25	00:36:04	00:01:14	00:12:00
52	1173	Michael Gill		GBR	01:13:04	00:21:17	00:01:31	00:36:27	00:01:23	00:12:00
53	1137	Andrew Chapman		GBR	01:13:23	00:21:53	00:01:23	00:35:58	00:01:24	00:12:21
54	1161	Peter Kirchberger		AUT	01:14:30	00:19:49	00:01:41	00:40:03	00:01:26	00:11:05
55	1155	Nigel McCullough		IRL	01:23:02	00:24:35	00:01:56	00:39:43	00:01:30	00:14:51
0	1168	Lee Barker		GBR	DNS					
0	1156	Adriele Prina-Mello		IRL	DNS					
0	1131	Søren Bay		DEN	DNS					
0	1136	David Cass		GBR	DNF					

Distance Route: Run (2Lap x 2,5Km) | Bike (4 Laps x 5Km) | Run (1 Laps 2,5Km)

generate 15-Jun-2024 20:03

Timing / data processing | Lap2Go Timing Solutions

Europe Triathlon Multisport Championships, Coimbra, PT

OFFICIAL RESULT

Wave Start - M60						Time	Temp. °C	Humidity	Water
						09:14	16.2°C	66%	----
RANK	BIB	NAME	TEAM	RESULT	Run	T1	Bike	T2	Run
1	1190	Antonio Fernando Horta	POR	01:04:00	00:17:50	00:00:57	00:34:36	00:00:54	00:09:22
2	1211	Carlo Simongini	ITA	01:04:11	00:17:50	00:00:57	00:34:36	00:00:54	00:09:30
3	1191	Francisco Dominguez Chacón	ESP	01:04:38	00:18:06	00:00:56	00:34:23	00:00:54	00:09:58
4	1204	Mark Saggars	GBR	01:04:56	00:17:57	00:01:10	00:34:20	00:01:09	00:09:58
5	1199	Tony Harvey	GBR	01:05:50	00:18:36	00:01:17	00:34:00	00:01:15	00:10:20
6	1220	Gil Salmon	FRA	01:06:11	00:19:07	00:01:09	00:33:38	00:01:02	00:10:51
7	1209	Owen Barron	IRL	01:06:27	00:19:17	00:01:06	00:33:33	00:01:13	00:10:56
8	1206	Paul Spowage	GBR	01:06:35	00:18:36	00:01:16	00:34:04	00:01:20	00:10:58
9	1200	Greg Lewis	GBR	01:07:16	00:17:57	00:01:24	00:36:06	00:01:06	00:10:20
10	1202	John Myles	GBR	01:07:32	00:19:05	00:01:09	00:35:11	00:01:11	00:10:31
11	1198	Chris Harry	GBR	01:07:47	00:18:18	00:01:33	00:35:54	00:01:24	00:10:17
12	1232	David Rowe	GBR	01:09:00	00:19:40	00:01:14	00:35:36	00:01:13	00:10:52
13	1233	Chris Smith	GBR	01:09:02	00:19:40	00:01:11	00:35:34	00:01:16	00:10:56
14	1212	Mark Waaijenberg	NED	01:09:08	00:19:57	00:01:17	00:35:16	00:01:16	00:11:00
15	1224	Ewan Cox	GBR	01:09:36	00:19:55	00:01:18	00:35:13	00:01:28	00:11:14
16	1195	Max Campbell	GBR	01:09:37	00:19:31	00:01:33	00:36:08	00:01:33	00:10:33
17	1227	Paul Haslam	GBR	01:09:41	00:20:11	00:01:08	00:35:39	00:01:01	00:11:20
18	1196	Adrian Feasby	GBR	01:09:58	00:20:40	00:01:29	00:34:51	00:01:11	00:11:21
19	1193	Javi Zubiete Soler	ESP	01:10:11	00:19:54	00:01:15	00:35:45	00:01:00	00:11:55
20	1207	Ian Vatter	GBR	01:10:24	00:20:39	00:01:29	00:35:01	00:01:27	00:11:21
21	1205	Tim Smith	GBR	01:10:28	00:20:16	00:01:23	00:35:19	00:01:11	00:11:51
22	1192	Santi Ribot Terricabras	ESP	01:10:50	00:20:52	00:01:26	00:34:32	00:01:27	00:12:08
23	1208	Iain Wallace	GBR	01:11:09	00:19:54	00:01:27	00:36:16	00:01:33	00:11:31
24	1201	Robert Myler	GBR	01:12:56	00:21:36	00:01:40	00:36:24	00:01:07	00:11:45
26	1194	Paddy Butler	GBR	01:12:57	00:20:47	00:01:28	00:37:28	00:01:18	00:11:33
25	1217	Jose Varela	POR	01:12:57	00:21:48	00:01:23	00:36:34	00:01:13	00:11:31
27	1236	Stephan Claudius	GER	01:14:02	00:21:27	00:01:29	00:38:06	00:01:19	00:11:15
28	1241	Roman Hernandez Sierra	ESP	01:14:14	00:21:36	00:01:38	00:36:33	00:01:57	00:12:03
29	1189	Carlos Caligula	POR	01:14:27	00:20:56	00:01:38	00:38:28	00:01:46	00:11:11
30	1226	Dean Hardie	GBR	01:15:01	00:22:42	00:01:18	00:36:22	00:01:19	00:12:51
31	1218	Joachim Rathbauer	AUT	01:15:08	00:21:25	00:01:32	00:38:07	00:01:25	00:12:09










Distance Route: Run (2Lap x 2,5Km) | Bike (4 Laps x 5Km) | Run (1 Laps 2,5Km)

generate 15-Jun-2024 20:03

Timing / data processing | Lap2Go Timing Solutions

Europe Triathlon Multisport Championships, Coimbra, PT

OFFICIAL RESULT

32	1213	Grzegorz Kado		POL	01:15:26	00:20:36	00:01:28	00:39:10	00:01:37	00:12:05
33	1240	Fernando Moura		POR	01:15:33	00:22:07	00:01:39	00:37:36	00:01:51	00:11:49
34	1254	Robert Pearson		GBR	01:15:39	00:22:14	00:01:37	00:37:30	00:01:34	00:12:14
35	1228	Peter Hayward		GBR	01:15:44	00:22:55	00:01:23	00:37:25	00:01:15	00:12:13
36	1215	Fernando Feijão		POR	01:15:56	00:22:10	00:01:22	00:37:51	00:01:42	00:12:21
37	1263	David Juggins		GBR	01:15:57	00:22:55	00:01:38	00:37:29	00:01:15	00:12:09
38	1222	Andrew Bromley		GBR	01:16:02	00:22:14	00:01:30	00:37:10	00:01:44	00:12:53
39	1221	Geoff Brewster		GBR	01:16:04	00:22:48	00:01:49	00:37:27	00:01:26	00:12:08
40	1266	Hjalmar Schiøtz		NOR	01:16:07	00:22:59	00:01:22	00:37:29	00:01:17	00:12:30
41	1239	Carlo Croce		ITA	01:16:10	00:22:33	00:01:16	00:37:18	00:01:27	00:13:03
42	1252	Anthony Metcalfe		GBR	01:16:15	00:20:43	00:01:35	00:40:20	00:01:41	00:11:27
43	1234	Neil Taylor		GBR	01:16:48	00:23:28	00:01:49	00:36:33	00:01:24	00:13:04
44	1230	Anthony Langley		GBR	01:17:03	00:23:16	00:01:51	00:36:43	00:01:41	00:13:00
45	1250	Robert Holloway		GBR	01:17:18	00:22:41	00:01:58	00:37:25	00:02:06	00:12:37
46	1225	Chris Griffin		GBR	01:17:50	00:22:18	00:01:29	00:38:28	00:01:47	00:13:18
47	1249	Robert Hodgson		GBR	01:18:10	00:23:39	00:01:43	00:37:45	00:01:41	00:12:51
48	1223	Peter Browne		GBR	01:18:28	00:23:18	00:01:36	00:38:25	00:01:29	00:13:06
49	1243	Roberto Llamedo Viña		ESP	01:19:43	00:22:56	00:02:03	00:39:41	00:01:45	00:12:43
50	1242	Juan Vicente Izquierdo Rey		ESP	01:20:01	00:22:11	00:01:12	00:42:10	00:01:17	00:12:43
51	1235	Derek Todhunter		GBR	01:20:03	00:24:02	00:01:18	00:40:14	00:01:08	00:12:52
52	1219	Peio Vergara Garcia		ESP	01:20:14	00:22:36	00:01:52	00:40:17	00:01:49	00:13:10
53	1231	John Pollard		GBR	01:20:20	00:22:42	00:01:51	00:39:57	00:01:43	00:13:38
54	1259	Mick Anglim		GBR	01:21:04	00:24:59	00:01:15	00:39:16	00:01:30	00:13:32
55	1258	Wieslaw Rychter		POL	01:22:25	00:25:00	00:01:46	00:38:51	00:01:50	00:14:24
56	1253	David Passe		GBR	01:24:01	00:24:36	00:01:31	00:41:40	00:01:36	00:14:03
57	1203	Peter Pardoe		GBR	01:24:55	00:24:47	00:01:56	00:41:40	00:01:55	00:14:04
58	1268	Carlos Leite		POR	01:26:57	00:25:24	00:02:07	00:43:30	00:01:40	00:13:40
59	1248	Richard Hardy		GBR	01:28:07	00:26:23	00:01:28	00:43:06	00:01:26	00:15:08
60	1245	Michael Cook		GBR	01:28:38	00:27:11	00:01:42	00:42:49	00:01:34	00:14:45
61	1251	James Mccartney		GBR	01:29:26	00:28:26	00:01:56	00:40:39	00:01:55	00:15:51
62	1216	Joaquim Figueiredo		POR	01:29:54	00:25:29	00:02:01	00:44:07	00:02:14	00:15:31
63	1260	John Burnham		GBR	01:30:21	00:28:12	00:01:38	00:42:38	00:01:46	00:15:30
64	1246	Adrian Dunbar		GBR	01:30:31	00:27:46	00:01:49	00:42:55	00:01:45	00:15:39
65	1257	Paul Turner		GBR	01:30:51	00:26:33	00:01:44	00:44:49	00:01:29	00:15:37

Distance Route: Run (2Lap x 2,5Km) | Bike (4 Laps x 5Km) | Run (1 Laps 2,5Km)

generate 15-Jun-2024 20:03

Timing / data processing | Lap2Go Timing Solutions

Europe Triathlon Multisport Championships, Coimbra, PT

OFFICIAL RESULT

66	1237	Martin Epkenhans		GER	01:32:07	00:27:06	00:02:09	00:45:24	00:01:46	00:15:07
67	1244	Philip Barlow		GBR	01:32:16	00:29:11	00:01:41	00:43:37	00:01:27	00:15:42
68	1265	Steve Wash		GBR	01:33:08	00:29:11	00:02:14	00:43:27	00:02:05	00:15:33
69	1262	David George		GBR	01:34:16	00:28:20	00:02:21	00:44:02	00:01:52	00:17:07
70	1264	Andrzej Warhaftig		GBR	01:35:00	00:27:50	00:02:05	00:46:41	00:01:41	00:16:05
71	1214	Francisco Manuel Bexiga		POR	01:42:21	00:31:15	00:01:56	00:48:03	00:02:07	00:18:27
72	1271	Derek Graves		GBR	01:42:38	00:31:26	00:02:20	00:46:50	00:02:31	00:18:45
73	1256	Noel Stubbs		GBR	01:44:14	00:33:36	00:02:11	00:46:37	00:01:44	00:19:26
74	1269	Carlos Matias		POR	01:46:12	00:31:28	00:01:58	00:51:31	00:01:58	00:18:34
75	1272	Gherardo Mercati		ITA	01:48:26	00:34:01	00:02:08	00:48:09	00:03:35	00:19:46
76	1267	Francisco Cipriano		POR	02:09:49	00:38:58	00:02:52	01:01:21	00:02:58	00:22:53
0	1238	Tamás Gajdos		HUN	DNS					
0	1210	Franky Wright		IRL	DNS					
0	1229	Alan Kirby		GBR	DNS					
0	1255	Edward Robertson		GBR	DNS					
0	1261	George Clare		GBR	DNS					
0	1247	John Godfrey		GBR	DNS					
0	1197	Nick Harmon		GBR	DNS					
0	1270	David Gilbert		GBR	DNF					

Distance Route: Run (2Lap x 2,5Km) | Bike (4 Laps x 5Km) | Run (1 Laps 2,5Km)

generate 15-Jun-2024 20:03

Timing / data processing | Lap2Go Timing Solutions

Europe Triathlon Multisport Championships, Coimbra, PT

OFFICIAL RESULT

Wave Start - F16-44				Time	Temp. °C	Humidity	Water		
				09:09	16.2°C	66%	----		
RANK	BIB	NAME	TEAM	RESULT	Run	T1	Bike	T2	Run
1	1314	Sara Neto	POR	01:06:14	00:17:50	00:01:08	00:36:25	00:01:00	00:09:28
2	1321	Marie Hauer	GER	01:06:22	00:17:50	00:01:10	00:36:24	00:01:02	00:09:33
3	1308	Katrina Entwistle	GBR	01:06:31	00:17:47	00:01:15	00:36:23	00:01:10	00:09:32
4	1327	Ellie Dominey	GBR	01:08:30	00:18:40	00:01:28	00:36:11	00:01:17	00:10:30
5	1302	Marta Szachta	POL	01:08:46	00:18:48	00:01:17	00:36:41	00:01:15	00:10:22
6	1300	Abigail Scales	GBR	01:09:01	00:19:20	00:01:14	00:36:39	00:01:06	00:10:18
7	1331	Hayley Mcewan	GBR	01:09:36	00:19:22	00:01:10	00:36:44	00:01:12	00:10:43
8	1337	Holly Woolford	GBR	01:09:39	00:18:55	00:01:33	00:37:10	00:01:07	00:10:30
9	1294	Karolina Malinowska	POL	01:09:42	00:19:45	00:01:29	00:36:03	00:01:03	00:10:56
10	1309	Elaina Gard	GBR	01:09:48	00:19:18	00:01:28	00:37:05	00:01:07	00:10:27
11	1318	Bethan Jones	GBR	01:09:51	00:19:26	00:01:36	00:36:27	00:01:14	00:10:41
12	1307	Jayne Emery	GBR	01:10:02	00:19:40	00:01:18	00:36:55	00:01:03	00:10:41
13	1292	Rosie Thorogood	GBR	01:10:09	00:18:58	00:01:24	00:37:36	00:01:10	00:10:35
14	1306	Lorna Dodd	GBR	01:10:11	00:19:42	00:01:20	00:36:22	00:01:28	00:10:51
15	1324	Isabel Gonçalves	POR	01:10:14	00:19:45	00:01:10	00:36:59	00:01:05	00:10:49
16	1315	Filipa Vieira	POR	01:10:17	00:19:58	00:01:21	00:36:37	00:01:06	00:10:51
17	1289	Alice Epps	GBR	01:10:24	00:19:35	00:01:19	00:37:03	00:01:12	00:10:50
18	1304	Christie Byrne	GBR	01:10:41	00:20:45	00:01:12	00:35:50	00:01:09	00:11:18
19	1298	Emily Marr	GBR	01:10:48	00:20:43	00:01:24	00:35:37	00:01:16	00:11:22
20	1296	Laura Santos Vinuesa	ESP	01:10:55	00:20:05	00:01:04	00:36:35	00:01:22	00:11:24
21	1336	Rebecca Winter	GBR	01:11:07	00:20:19	00:01:32	00:35:58	00:01:24	00:11:27
22	1330	Erica Martin	GBR	01:11:52	00:19:52	00:01:34	00:38:01	00:01:17	00:10:41
23	1335	Emma Town	GBR	01:12:22	00:20:42	00:01:18	00:37:09	00:01:13	00:11:29
24	1313	Samantha Watters	GBR	01:12:35	00:20:40	00:01:41	00:36:47	00:01:28	00:11:29
25	1320	Emily Warren	GBR	01:12:43	00:20:23	00:02:07	00:36:41	00:01:35	00:11:31
26	1299	Amy Rivington	GBR	01:12:49	00:21:09	00:01:05	00:37:12	00:01:09	00:11:47
27	1334	Dawn Stygall	GBR	01:12:56	00:20:04	00:01:33	00:37:40	00:01:28	00:11:42
28	1317	Sarah Hunter	GBR	01:13:08	00:20:17	00:01:38	00:37:23	00:01:39	00:11:43
29	1332	Katie Roberts	GBR	01:13:39	00:21:02	00:01:26	00:38:16	00:01:05	00:11:21
30	1301	Hannah Woodman	GBR	01:14:17	00:21:03	00:01:58	00:37:54	00:01:21	00:11:34
31	1323	Miriam Gomes da Silva	POR	01:14:20	00:21:22	00:01:58	00:37:52	00:01:21	00:11:37















Distance Route: Run (2Lap x 2,5Km) | Bike (4 Laps x 5Km) | Run (1 Laps 2,5Km)

generate 15-Jun-2024 20:03

Timing / data processing | Lap2Go Timing Solutions

Europe Triathlon Multisport Championships, Coimbra, PT

OFFICIAL RESULT

32	1329	Emily Dye		GBR	01:14:24	00:21:24	00:01:27	00:38:07	00:01:06	00:11:52
33	1295	Maria Elisabet Bennasar Roma		ESP	01:14:28	00:20:34	00:01:15	00:39:35	00:01:12	00:11:26
34	1303	Lucy Brown		GBR	01:14:30	00:20:49	00:01:23	00:38:35	00:01:09	00:12:07
35	1297	Holly Mammatt		GBR	01:14:36	00:21:00	00:01:24	00:38:40	00:01:20	00:11:47
36	1325	Petra Hren		AUT	01:15:21	00:22:46	00:01:31	00:37:02	00:01:18	00:12:14
37	1328	Liz Drewe		GBR	01:16:05	00:21:06	00:01:38	00:39:43	00:01:23	00:11:44
38	1310	Cheryl Keen		GBR	01:16:30	00:21:17	00:01:49	00:39:29	00:01:49	00:11:37
39	1316	Adriana Camelia Suson		ROU	01:16:44	00:21:58	00:01:20	00:39:09	00:01:27	00:12:20
40	1333	Katie Spendlove		GBR	01:16:56	00:22:26	00:01:42	00:38:05	00:01:26	00:12:47
41	1311	Nicole Radley		GBR	01:17:19	00:22:12	00:01:25	00:39:59	00:01:06	00:12:06
42	1305	Sophie Cheesman		GBR	01:17:39	00:21:50	00:01:33	00:40:04	00:01:20	00:12:24
43	1290	Evie Fryer-Jones		GBR	01:17:51	00:22:20	00:01:47	00:39:20	00:01:26	00:12:28
44	1319	Ruth McDowall		GBR	01:17:52	00:22:59	00:01:38	00:38:40	00:01:23	00:12:43
45	1312	Sarah Ward		GBR	01:19:07	00:23:02	00:01:19	00:39:46	00:01:17	00:13:14
46	1322	Susana Flores		POR	01:21:16	00:22:48	00:01:18	00:43:02	00:01:26	00:12:17
47	1293	Maria Parnis		MLT	01:23:15	00:23:57	00:01:17	00:43:07	00:01:58	00:12:26
48	1291	Ellie Spink		GBR	01:28:29	00:21:46	00:01:35	00:51:15	00:01:28	00:11:58
0	1326	Elizabeth Davidson		GBR	DNS					

Distance Route: Run (2Lap x 2,5Km) | Bike (4 Laps x 5Km) | Run (1 Laps 2,5Km)

generate 15-Jun-2024 20:03

Timing / data processing | Lap2Go Timing Solutions

Europe Triathlon Multisport Championships, Coimbra, PT

OFFICIAL RESULT

Wave Start - F45				Time	Temp. °C	Humidity	Water		
				09:19	16.2°C	66%	----		
RANK	BIB	NAME	TEAM	RESULT	Run	T1	Bike	T2	Run
1	1366	Stéphanie Manel	FRA	01:09:46	00:19:06	00:01:23	00:37:04	00:01:20	00:10:27
2	1350	Severine Guerif	FRA	01:11:08	00:19:43	00:01:15	00:37:42	00:01:07	00:10:56
3	1348	Kathy Wellam	GBR	01:11:31	00:20:20	00:01:04	00:37:09	00:01:04	00:11:27
4	1346	Sara Sheppard	GBR	01:11:31	00:20:11	00:01:17	00:37:14	00:01:03	00:11:18
5	1362	Sharon Taylor	GBR	01:11:57	00:20:21	00:01:14	00:37:10	00:01:15	00:11:32
6	1342	Martha Hall	GBR	01:13:00	00:20:09	00:01:21	00:38:59	00:01:13	00:10:52
7	1345	Sharon Mcnicol	GBR	01:13:04	00:20:20	00:01:25	00:38:34	00:01:17	00:11:03
8	1340	Celia De Maria	GBR	01:13:17	00:20:21	00:01:16	00:38:53	00:01:10	00:11:10
9	1371	Sarah Paterson	GBR	01:13:27	00:20:52	00:01:11	00:38:38	00:01:09	00:11:10
10	1343	Helen Ilsley	GBR	01:14:00	00:21:01	00:01:25	00:38:05	00:01:12	00:11:50
11	1390	Caroline Murphy	IRL	01:14:18	00:20:18	00:01:35	00:38:48	00:01:21	00:11:48
12	1365	Patrizia Levati	ITA	01:14:35	00:21:45	00:01:23	00:37:47	00:01:16	00:11:56
13	1339	Tamsin Chick	GBR	01:15:00	00:20:11	00:01:35	00:40:38	00:01:16	00:10:53
14	1391	Nicoletta Tonizzo	ITA	01:15:03	00:21:55	00:01:25	00:37:34	00:01:32	00:12:10
15	1357	Claire Lowe	GBR	01:15:31	00:22:16	00:01:21	00:37:49	00:01:14	00:12:20
16	1377	Lynda Coggins	GBR	01:16:06	00:23:09	00:01:29	00:37:09	00:01:25	00:12:26
17	1387	Wendy Urban	GBR	01:16:15	00:21:54	00:01:22	00:39:19	00:01:17	00:11:52
18	1380	Sarah Gill	GBR	01:16:23	00:21:56	00:01:33	00:39:08	00:01:23	00:11:55
19	1361	Nichola Shuttle	GBR	01:16:45	00:21:56	00:01:26	00:39:12	00:01:21	00:12:21
20	1358	Lesley Malloch	GBR	01:18:05	00:21:45	00:01:38	00:40:30	00:01:22	00:12:23
21	1378	Ann Cook	GBR	01:18:30	00:22:25	00:01:42	00:40:04	00:01:25	00:12:25
22	1341	Jenny Doyle	GBR	01:18:38	00:22:40	00:01:26	00:40:06	00:01:09	00:12:48
23	1352	Nicola Dawson	GBR	01:18:56	00:22:34	00:02:03	00:40:15	00:01:33	00:11:59
24	1374	Sabine Greipel	AUT	01:19:12	00:23:34	00:01:18	00:39:16	00:01:22	00:13:12
25	1389	Ruth Mckee	IRL	01:19:18	00:22:52	00:01:31	00:39:51	00:02:07	00:12:27
26	1388	Joanne Wallace	GBR	01:19:20	00:23:49	00:01:51	00:38:24	00:01:39	00:13:03
27	1344	Helen McClure	GBR	01:19:21	00:23:33	00:01:24	00:39:15	00:01:24	00:13:16
28	1360	Terri Mason	GBR	01:19:33	00:22:51	00:01:33	00:39:53	00:01:31	00:13:14
29	1367	Christina Dove	GBR	01:19:40	00:23:43	00:01:22	00:39:05	00:01:26	00:13:33
30	1382	Elizabeth Halliday	GBR	01:20:37	00:23:54	00:02:08	00:39:14	00:01:29	00:13:20
31	1372	Sharon Skidmore	GBR	01:20:51	00:23:35	00:01:30	00:40:32	00:01:47	00:12:59


































Distance Route: Run (2Lap x 2,5Km) | Bike (4 Laps x 5Km) | Run (1 Laps 2,5Km)

generate 15-Jun-2024 20:03

Timing / data processing | Lap2Go Timing Solutions

Europe Triathlon Multisport Championships, Coimbra, PT

OFFICIAL RESULT

32	1368	Jo Ferguson		GBR	01:20:58	00:24:39	00:01:41	00:39:30	00:01:29	00:13:04
33	1394	Heather Lambert		GBR	01:21:02	00:23:48	00:01:44	00:40:26	00:01:33	00:13:00
34	1376	Sandra Barden		GBR	01:21:22	00:24:36	00:01:50	00:39:20	00:01:34	00:13:31
35	1384	Janine Pattison		GBR	01:21:36	00:25:14	00:01:37	00:38:34	00:01:46	00:13:51
36	1353	Henrietta Epps		GBR	01:21:58	00:21:49	00:01:44	00:45:04	00:01:19	00:11:30
37	1373	Michele St Vincent		GBR	01:22:15	00:23:05	00:01:43	00:41:37	00:01:40	00:13:40
38	1375	Rosario Palma Martinez		ESP	01:22:35	00:24:04	00:01:14	00:42:18	00:01:13	00:13:13
39	1356	Samantha Harding		GBR	01:25:24	00:24:30	00:01:25	00:43:46	00:01:17	00:13:55
40	1359	Deanna Mammatt		GBR	01:25:54	00:25:29	00:01:42	00:42:34	00:01:30	00:14:07
41	1381	Clare Grindrod		GBR	01:25:57	00:24:39	00:02:13	00:43:07	00:01:31	00:13:53
42	1379	Jennifer Edwards		GBR	01:25:58	00:25:00	00:01:59	00:41:15	00:02:24	00:14:46
43	1398	Maria Vittoria Marocco		ITA	01:26:10	00:25:05	00:01:45	00:43:21	00:01:41	00:13:40
44	1351	Kate Conway		GBR	01:26:53	00:25:05	00:01:48	00:43:20	00:01:47	00:14:19
45	1400	Anne Harrison		GBR	01:26:54	00:24:54	00:01:52	00:43:36	00:01:37	00:14:17
46	1386	Louise Southgate		GBR	01:27:00	00:26:11	00:01:52	00:41:59	00:01:51	00:14:31
47	1364	Elaine White		GBR	01:27:12	00:25:52	00:01:43	00:42:37	00:02:12	00:14:13
48	1338	Monica Maneiro Fernandez		ESP	01:27:12	00:24:22	00:01:50	00:44:37	00:01:42	00:14:10
49	1401	Elspeth Knott		GBR	01:28:37	00:26:21	00:02:16	00:42:47	00:01:40	00:14:52
50	1354	Sally Frawley		GBR	01:29:09	00:26:37	00:01:49	00:43:16	00:01:44	00:15:14
51	1369	Nicola McPhun		GBR	01:29:38	00:26:40	00:01:42	00:43:37	00:01:45	00:15:19
52	1363	Dawn Turner		GBR	01:30:15	00:27:38	00:01:58	00:43:05	00:01:34	00:15:28
53	1397	Angela White		GBR	01:31:28	00:27:24	00:01:52	00:45:17	00:01:39	00:14:41
54	1393	Denise Johnson		GBR	01:31:36	00:28:57	00:02:02	00:43:36	00:01:25	00:14:54
55	1396	Sally Waterman		GBR	01:32:09	00:27:41	00:01:54	00:44:27	00:01:42	00:15:45
56	1370	Kim Owen		GBR	01:33:58	00:27:29	00:01:35	00:47:26	00:01:30	00:15:20
57	1399	Sue Cannaby		GBR	01:35:34	00:27:41	00:02:16	00:47:02	00:01:46	00:16:08
58	1349	Isabel Naia Augusto		POR	01:35:56	00:24:11	00:02:06	00:51:12	00:02:15	00:15:40
59	1355	Angela George		GBR	01:37:23	00:28:00	00:02:00	00:47:28	00:01:48	00:17:30
60	1395	Sara Simon		GBR	01:39:49	00:31:54	00:02:35	00:45:38	00:01:53	00:17:10
61	1402	Jeanette Sue Graves		GBR	01:47:42	00:31:57	00:02:26	00:52:41	00:02:21	00:17:37
0	1403	Lucia Soranzo		ITA	DNS					
0	1392	Sue Clarke		GBR	DNS					
0	1385	Dawn Smith		GBR	DNS					
0	1347	Hannah Storm		GBR	DNS					

Distance Route: Run (2Lap x 2,5Km) | Bike (4 Laps x 5Km) | Run (1 Laps 2,5Km)

generate 15-Jun-2024 20:03

Timing / data processing | Lap2Go Timing Solutions

0 1383 Jayne Mumford  GBR **DNF**

Distance Route: Run (2Lap x 2,5Km) | Bike (4 Laps x 5Km) | Run (1 Laps 2,5Km)

generate 15-Jun-2024 20:03

Timing / data processing | Lap2Go Timing Solutions

Duathlo Sprint AG

AG16-19M







						Time	Temp. °C	Humidity	Water
						07:59	13.9°C	81%	----
RANK	BIB	NAME	TEAM	RESULT	Run	T1	Bike	T2	Run
1	1007	Christos Tzelis	GBR	00:56:42	00:15:28	00:00:54	00:30:56	00:00:52	00:08:13
2	1008	Kai Azzopardi	MLT	00:58:20	00:16:13	00:00:55	00:31:08	00:00:52	00:08:52
3	1002	Enrique Rodriguez Abreu	ESP	00:58:25	00:16:16	00:00:54	00:31:10	00:00:57	00:08:48
4	1006	Jonah Marks	GBR	00:58:46	00:16:12	00:00:56	00:31:06	00:00:55	00:09:17
5	1001	Antonio Ferreira Borges	POR	00:58:54	00:17:03	00:00:59	00:30:22	00:00:55	00:09:16
6	1005	Thomas Hughes	GBR	00:59:13	00:16:36	00:00:55	00:30:48	00:00:59	00:09:36
7	1011	Bartosz Kantarowski	POL	01:00:31	00:16:38	00:01:04	00:30:32	00:01:04	00:10:53
8	1003	Thomas Allen	GBR	01:03:07	00:18:17	00:01:01	00:32:14	00:01:02	00:10:12
9	1004	Louis Ansfield	GBR	01:03:26	00:18:19	00:01:07	00:31:54	00:01:05	00:10:39
10	1009	Chylen Fava	MLT	01:07:53	00:19:33	00:01:14	00:33:50	00:01:20	00:11:34
11	1010	James Vassallo	MLT	01:10:03	00:21:54	00:01:16	00:32:49	00:01:16	00:12:24

Europe Triathlon Multisport Championships, Coimbra, PT

OFFICIAL RESULT













AG20-24F

Time 09:09 Temp. °C 16.2°C Humidity 66% Water ----

RANK	BIB	NAME	TEAM	RESULT	Run	T1	Bike	T2	Run
1	1294	Karolina Malinowska	 POL	01:09:42	00:19:45	00:01:29	00:36:03	00:01:03	00:10:56
2	1292	Rosie Thorogood	 GBR	01:10:09	00:18:58	00:01:24	00:37:36	00:01:10	00:10:35
3	1289	Alice Epps	 GBR	01:10:24	00:19:35	00:01:19	00:37:03	00:01:12	00:10:50
4	1290	Evie Fryer-Jones	 GBR	01:17:51	00:22:20	00:01:47	00:39:20	00:01:26	00:12:28
5	1293	Maria Parnis	 MLT	01:23:15	00:23:57	00:01:17	00:43:07	00:01:58	00:12:26
6	1291	Ellie Spink	 GBR	01:28:29	00:21:46	00:01:35	00:51:15	00:01:28	00:11:58

Europe Triathlon Multisport Championships, Coimbra, PT









OFFICIAL RESULT

AG20-24M					Time	Temp. °C	Humidity	Water	
					07:59	13.9°C	81%	----	
RANK	BIB	NAME	TEAM	RESULT	Run	T1	Bike	T2	Run
1	1023	James Vaughan	 GBR	00:58:05	00:15:28	00:00:54	00:31:30	00:00:56	00:08:58
2	1014	Spencer Bateman	 GBR	00:58:47	00:16:14	00:01:00	00:31:02	00:00:56	00:09:15
3	1016	Oliver Evans	 GBR	00:58:59	00:16:30	00:01:06	00:30:50	00:01:04	00:09:07
4	1019	Ben Fuller	 GBR	00:59:34	00:16:36	00:01:13	00:30:32	00:01:08	00:09:42
5	1015	Daniel Durkin	 GBR	01:00:46	00:16:35	00:01:02	00:32:36	00:00:55	00:09:13
6	1013	Ben Allen	 GBR	01:00:48	00:17:17	00:00:59	00:31:56	00:00:57	00:09:17
7	1017	Thomas Feather	 GBR	01:02:43	00:17:39	00:01:10	00:32:36	00:01:11	00:09:44
8	1022	Liam Tupling	 GBR	01:04:50	00:18:51	00:01:05	00:32:44	00:01:08	00:10:35
9	1021	Tru Stothard	 GBR	01:07:21	00:19:00	00:01:11	00:34:24	00:01:26	00:10:55
10	1018	Mitchell Fletcher	 GBR	01:07:59	00:19:31	00:01:30	00:33:33	00:01:27	00:11:35
	1020	Joseph Ray	 GBR	DNS					
	1012	David Oliveira	 POR	DNS					

Europe Triathlon Multisport Championships, Coimbra, PT

OFFICIAL RESULT

AG25-29F

RANK	BIB	NAME	TEAM	RESULT	Run	T1	Bike	T2	Run
1	1302	Marta Szachta	 POL	01:08:46	00:18:48	00:01:17	00:36:41	00:01:15	00:10:22
2	1300	Abigail Scales	 GBR	01:09:01	00:19:20	00:01:14	00:36:39	00:01:06	00:10:18
3	1298	Emily Marr	 GBR	01:10:48	00:20:43	00:01:24	00:35:37	00:01:16	00:11:22
4	1296	Laura Santos Vinuesa	 ESP	01:10:55	00:20:05	00:01:04	00:36:35	00:01:22	00:11:24
5	1299	Amy Rivington	 GBR	01:12:49	00:21:09	00:01:05	00:37:12	00:01:09	00:11:47
6	1301	Hannah Woodman	 GBR	01:14:17	00:21:03	00:01:58	00:37:54	00:01:21	00:11:34
7	1295	Maria Elisabet Bennasar Roma	 ESP	01:14:28	00:20:34	00:01:15	00:39:35	00:01:12	00:11:26
8	1297	Holly Mammatt	 GBR	01:14:36	00:21:00	00:01:24	00:38:40	00:01:20	00:11:47

generate 15-Jun-2024 20:02

Timing / data processing | Lap2Go Timing Solutions

Europe Triathlon Multisport Championships, Coimbra, PT

OFFICIAL RESULT

AG25-29M

RANK	BIB	NAME	TEAM	RESULT	Run	T1	Bike	T2	Run
1	1024	Pablo Gonzalez Perez	 ESP	00:57:18	00:15:27	00:00:51	00:31:01	00:00:53	00:08:46
2	1026	Charles Bertier	 FRA	00:58:06	00:16:05	00:00:53	00:31:09	00:00:57	00:08:43
3	1033	David Robertson	 GBR	00:58:12	00:16:08	00:00:57	00:31:11	00:00:53	00:08:42
4	1028	Ben Brereton	 GBR	00:58:24	00:16:28	00:00:57	00:30:55	00:00:50	00:08:53
5	1025	Adrian Miralles Alarcon	 ESP	00:58:32	00:16:07	00:01:00	00:31:06	00:00:58	00:09:01
6	1030	Liam Huntington	 GBR	00:58:58	00:16:07	00:00:57	00:31:06	00:01:03	00:09:24
7	1032	David Pearson	 GBR	01:00:55	00:17:30	00:01:07	00:31:26	00:00:54	00:09:37
8	1031	Ben Kent	 GBR	01:00:57	00:16:51	00:01:06	00:32:11	00:01:01	00:09:28
9	1027	Niall Boxhall	 GBR	01:01:14	00:17:28	00:01:08	00:31:33	00:01:04	00:09:39
10	1029	Pete Douglass	 GBR	01:02:03	00:16:57	00:00:57	00:32:16	00:01:07	00:10:23
11	1034	James Robinson	 GBR	01:02:34	00:18:05	00:01:02	00:32:17	00:00:58	00:09:49
12	1036	Joshua Southern	 GBR	01:05:11	00:19:10	00:01:04	00:32:27	00:01:00	00:11:07
13	1035	Joseph Simpson	 GBR	01:05:21	00:18:07	00:01:14	00:34:28	00:01:02	00:10:04

generate 15-Jun-2024 20:02

Timing / data processing | Lap2Go Timing Solutions

Europe Triathlon Multisport Championships, Coimbra, PT

OFFICIAL RESULT

AG30-34F

Time 09:09 Temp. °C 16.2°C Humidity 66% Water ----

RANK	BIB	NAME	TEAM	RESULT	Run	T1	Bike	T2	Run
1	1308	Katrina Entwistle	 GBR	01:06:31	00:17:47	00:01:15	00:36:23	00:01:10	00:09:32
2	1309	Elaina Gard	 GBR	01:09:48	00:19:18	00:01:28	00:37:05	00:01:07	00:10:27
3	1307	Jayne Emery	 GBR	01:10:02	00:19:40	00:01:18	00:36:55	00:01:03	00:10:41
4	1306	Lorna Dodd	 GBR	01:10:11	00:19:42	00:01:20	00:36:22	00:01:28	00:10:51
5	1304	Christie Byrne	 GBR	01:10:41	00:20:45	00:01:12	00:35:50	00:01:09	00:11:18
6	1313	Samantha Watters	 GBR	01:12:35	00:20:40	00:01:41	00:36:47	00:01:28	00:11:29
7	1303	Lucy Brown	 GBR	01:14:30	00:20:49	00:01:23	00:38:35	00:01:09	00:12:07
8	1310	Cheryl Keen	 GBR	01:16:30	00:21:17	00:01:49	00:39:29	00:01:49	00:11:37
9	1311	Nicole Radley	 GBR	01:17:19	00:22:12	00:01:25	00:39:59	00:01:06	00:12:06
10	1305	Sophie Cheesman	 GBR	01:17:39	00:21:50	00:01:33	00:40:04	00:01:20	00:12:24
11	1312	Sarah Ward	 GBR	01:19:07	00:23:02	00:01:19	00:39:46	00:01:17	00:13:14

Europe Triathlon Multisport Championships, Coimbra, PT

OFFICIAL RESULT

AG30-34M						Time	Temp. °C	Humidity	Water
						07:59	13.9°C	81%	----
RANK	BIB	NAME	TEAM	RESULT	Run	T1	Bike	T2	Run
1	1038	Carlos Ramírez De La Cruz	 ESP	00:58:09	00:16:04	00:00:55	00:31:17	00:00:55	00:08:38
2	1045	Tom Radley	 GBR	00:58:16	00:16:07	00:00:52	00:31:18	00:00:54	00:08:46
3	1048	Eliot Taylor	 GBR	00:58:24	00:16:08	00:00:58	00:31:12	00:00:54	00:08:53
4	1046	Beau Smith	 GBR	00:58:33	00:17:00	00:00:56	00:30:08	00:00:52	00:09:14
5	1039	Jorge Rodriguez Gil	 ESP	00:58:44	00:16:13	00:00:57	00:30:56	00:00:54	00:09:22
6	1042	Alex Crump	 GBR	00:58:56	00:16:20	00:00:49	00:30:59	00:00:59	00:09:25
7	1044	David Humphreys	 GBR	00:59:16	00:17:00	00:01:01	00:30:21	00:00:59	00:09:32
8	1049	Sam Witter	 GBR	01:01:04	00:16:58	00:01:39	00:31:33	00:01:14	00:09:16
9	1043	James Hill	 GBR	01:01:09	00:16:27	00:01:25	00:32:30	00:01:19	00:09:04
10	1037	Antonio Jesus Diaz Moreno	 ESP	01:01:28	00:17:30	00:00:57	00:31:52	00:00:54	00:09:52
11	1047	Philip Sudworth	 GBR	01:02:49	00:17:31	00:01:24	00:32:33	00:01:18	00:09:42
12	1040	Kevin Broome	 GBR	01:05:33	00:18:37	00:01:16	00:32:54	00:01:35	00:10:47
13	1041	Henry Cole	 GBR	01:07:25	00:19:14	00:01:30	00:33:42	00:01:36	00:10:59









generate 15-Jun-2024 20:02

Timing / data processing | Lap2Go Timing Solutions

Europe Triathlon Multisport Championships, Coimbra, PT

OFFICIAL RESULT

AG35-39F

						Time	Temp. °C	Humidity	Water
						09:09	16.2°C	66%	----
RANK	BIB	NAME	TEAM	RESULT	Run	T1	Bike	T2	Run
1	1314	Sara Neto	 POR	01:06:14	00:17:50	00:01:08	00:36:25	00:01:00	00:09:28
2	1321	Marie Hauer	 GER	01:06:22	00:17:50	00:01:10	00:36:24	00:01:02	00:09:33
3	1318	Bethan Jones	 GBR	01:09:51	00:19:26	00:01:36	00:36:27	00:01:14	00:10:41
4	1315	Filipa Vieira	 POR	01:10:17	00:19:58	00:01:21	00:36:37	00:01:06	00:10:51
5	1320	Emily Warren	 GBR	01:12:43	00:20:23	00:02:07	00:36:41	00:01:35	00:11:31
6	1317	Sarah Hunter	 GBR	01:13:08	00:20:17	00:01:38	00:37:23	00:01:39	00:11:43
7	1316	Adriana Camelia Suson	 ROU	01:16:44	00:21:58	00:01:20	00:39:09	00:01:27	00:12:20
8	1319	Ruth McDowall	 GBR	01:17:52	00:22:59	00:01:38	00:38:40	00:01:23	00:12:43

Europe Triathlon Multisport Championships, Coimbra, PT

OFFICIAL RESULT

AG35-39M

RANK	BIB	NAME	TEAM	RESULT	Run	T1	Bike	T2	Run	Time	Temp. °C	Humidity	Water
1	1059	Sam Hopton	 GBR	00:57:59	00:16:02	00:00:55	00:31:10	00:00:53	00:08:36	07:59	13.9°C	81%	----
2	1051	Ismael Lago Monroy	 ESP	00:58:09	00:16:05	00:00:55	00:31:15	00:00:55	00:08:38				
3	1057	Thomas Greeves	 GBR	00:58:19	00:16:05	00:00:55	00:31:13	00:01:00	00:08:44				
4	1055	Stuart Fisher	 GBR	00:58:23	00:16:19	00:00:54	00:31:02	00:00:55	00:08:50				
5	1052	Ruben Quintero Hurtado	 ESP	00:58:30	00:16:37	00:01:05	00:30:37	00:00:51	00:09:00				
6	1056	Jonathan Girvan	 GBR	00:58:35	00:16:04	00:00:58	00:31:21	00:01:03	00:08:49				
7	1066	Alessandro Cazzolla	 ITA	00:58:38	00:16:32	00:00:59	00:30:36	00:00:55	00:09:15				
8	1064	Tej Thaker	 GBR	01:01:21	00:17:04	00:01:00	00:32:14	00:01:00	00:09:42				
9	1063	Joseph Ramsden	 GBR	01:01:36	00:17:22	00:01:03	00:31:44	00:01:01	00:10:05				
10	1060	David Moody	 GBR	01:01:50	00:17:29	00:01:01	00:31:53	00:01:03	00:10:00				
11	1050	Roberto Centeio Barata	 POR	01:02:31	00:17:44	00:01:02	00:32:35	00:01:02	00:09:47				
12	1065	Jack Thompson	 GBR	01:02:54	00:17:44	00:01:09	00:32:40	00:01:07	00:09:48				
13	1058	Luke Halliday	 GBR	01:03:30	00:18:10	00:01:01	00:32:16	00:01:24	00:10:17				
14	1054	Matt Baldock	 GBR	01:04:11	00:17:46	00:01:31	00:33:38	00:01:12	00:09:45				
15	1053	Mark Baker	 GBR	01:05:04	00:18:39	00:01:07	00:32:57	00:01:16	00:10:42				
16	1061	Kyle Pankhurst	 GBR	01:06:59	00:18:09	00:01:29	00:35:31	00:01:14	00:10:13				
	1062	Matthew Perry	 GBR	DNS									

Europe Triathlon Multisport Championships, Coimbra, PT

OFFICIAL RESULT

AG40-44F

RANK	BIB	NAME	TEAM	RESULT	Run	T1	Bike	T2	Run
1	1327	Ellie Dominey	 GBR	01:08:30	00:18:40	00:01:28	00:36:11	00:01:17	00:10:30
2	1331	Hayley Mcewan	 GBR	01:09:36	00:19:22	00:01:10	00:36:44	00:01:12	00:10:43
3	1337	Holly Woolford	 GBR	01:09:39	00:18:55	00:01:33	00:37:10	00:01:07	00:10:30
4	1324	Isabel Gonçalves	 POR	01:10:14	00:19:45	00:01:10	00:36:59	00:01:05	00:10:49
5	1336	Rebecca Winter	 GBR	01:11:07	00:20:19	00:01:32	00:35:58	00:01:24	00:11:27
6	1330	Erica Martin	 GBR	01:11:52	00:19:52	00:01:34	00:38:01	00:01:17	00:10:41
7	1335	Emma Town	 GBR	01:12:22	00:20:42	00:01:18	00:37:09	00:01:13	00:11:29
8	1334	Dawn Stygall	 GBR	01:12:56	00:20:04	00:01:33	00:37:40	00:01:28	00:11:42
9	1332	Katie Roberts	 GBR	01:13:39	00:21:02	00:01:26	00:38:16	00:01:05	00:11:21
10	1323	Miriam Gomes da Silva	 POR	01:14:20	00:21:22	00:01:58	00:37:52	00:01:21	00:11:37
11	1329	Emily Dye	 GBR	01:14:24	00:21:24	00:01:27	00:38:07	00:01:06	00:11:52
12	1325	Petra Hren	 AUT	01:15:21	00:22:46	00:01:31	00:37:02	00:01:18	00:12:14
13	1328	Liz Drewe	 GBR	01:16:05	00:21:06	00:01:38	00:39:43	00:01:23	00:11:44
14	1333	Katie Spendlove	 GBR	01:16:56	00:22:26	00:01:42	00:38:05	00:01:26	00:12:47
15	1322	Susana Flores	 POR	01:21:16	00:22:48	00:01:18	00:43:02	00:01:26	00:12:17
	1326	Elizabeth Davidson	 GBR	DNS					

Time 09:09
Temp. °C 16.2°C
Humidity 66%
Water ----

Europe Triathlon Multisport Championships, Coimbra, PT

OFFICIAL RESULT

				Time	Temp. °C	Humidity	Water		
AG40-44M				08:04	13.9°C	81%	----		
RANK	BIB	NAME	TEAM	RESULT	Run	T1	Bike	T2	Run
1	1068	Nelson Gomes	POR	00:58:19	00:15:48	00:00:52	00:32:06	00:00:52	00:08:20
2	1077	Santiago Javier Muros Ramírez	ESP	00:58:26	00:15:49	00:00:54	00:32:03	00:00:53	00:08:26
3	1092	Dan Tate	GBR	00:58:30	00:15:49	00:00:53	00:32:03	00:01:00	00:08:25
4	1074	Juan Enrique Gutierrez Martin	ESP	00:59:21	00:16:05	00:00:58	00:31:40	00:00:53	00:09:24
5	1073	Martin Hren	AUT	00:59:36	00:16:41	00:00:56	00:31:14	00:01:02	00:09:20
6	1080	Paskell Blackwell	GBR	00:59:47	00:17:07	00:01:01	00:30:39	00:01:01	00:09:38
7	1096	Eoin Bailey	IRL	00:59:52	00:16:41	00:01:03	00:30:59	00:00:57	00:09:52
8	1072	Boštjan Dolgan	SLO	00:59:55	00:16:57	00:00:56	00:30:55	00:00:53	00:09:52
9	1082	Brad Clarke	GBR	00:59:57	00:17:07	00:01:15	00:30:24	00:01:04	00:09:44
10	1085	Matthew Hammond	GBR	01:00:05	00:17:01	00:01:11	00:30:39	00:01:03	00:09:50
11	1070	Roger Vicente	POR	01:00:50	00:16:37	00:00:56	00:32:01	00:01:01	00:09:54
12	1093	Matt Warne	GBR	01:01:59	00:17:40	00:01:06	00:32:13	00:01:08	00:09:27
13	1091	Luke Reed	GBR	01:02:13	00:17:42	00:01:00	00:32:10	00:01:02	00:09:56
14	1088	Liam Meggitt	GBR	01:02:14	00:17:45	00:01:03	00:32:10	00:00:52	00:10:00
15	1095	Marcus Wills	GBR	01:02:17	00:17:43	00:01:11	00:32:02	00:01:03	00:09:53
16	1094	Wayne Williams	GBR	01:02:19	00:17:45	00:01:11	00:32:02	00:01:08	00:09:49
17	1084	Chris Grubb	GBR	01:02:58	00:17:32	00:01:13	00:32:21	00:01:17	00:10:11
18	1067	Ilya Belyaev	POR	01:03:21	00:18:09	00:01:09	00:32:37	00:01:07	00:09:58
19	1081	James Bray	GBR	01:03:24	00:17:41	00:01:13	00:33:11	00:01:01	00:09:54
20	1090	Neil Oakes	GBR	01:05:14	00:17:31	00:01:07	00:35:19	00:01:04	00:09:50
21	1083	Kirk Denton	GBR	01:06:38	00:19:06	00:01:08	00:33:37	00:01:11	00:11:10
22	1089	Chris Mills	GBR	01:06:54	00:19:07	00:01:24	00:33:57	00:01:15	00:10:44
23	1078	Juan Antonio Rubio Fernandez	ESP	01:07:39	00:19:29	00:01:11	00:33:58	00:01:07	00:11:30
24	1086	Chris Levick	GBR	01:07:43	00:19:15	00:01:22	00:33:56	00:01:22	00:11:23
25	1069	Marco Leite	POR	01:08:15	00:20:11	00:01:09	00:34:08	00:01:08	00:11:12
26	1087	Andrew Matthews	GBR	01:14:43	00:20:31	00:01:26	00:38:38	00:01:36	00:12:05
27	1076	Javier López García	ESP	01:15:37	00:22:04	00:01:37	00:37:55	00:01:39	00:11:54
28	1071	Bogdan Tatomir	ROU	01:22:14	00:22:39	00:02:02	00:37:27	00:02:25	00:17:13
	1079	Felix Salcedo Garcia-Calvo	ESP	DNS					
	1075	Francisco Lara Lara	ESP	DNS					
	1097	Marc Flavin	IRL	DNS					

generate 15-Jun-2024 20:02







Timing / data processing | Lap2Go Timing Solutions

Europe Triathlon Multisport Championships, Coimbra, PT

OFFICIAL RESULT

AG45-49F






Time 09:19 Temp. °C 16.2°C Humidity 66% Water ----

RANK	BIB	NAME	TEAM	RESULT	Run	T1	Bike	T2	Run
1	1348	Kathy Wellam	 GBR	01:11:31	00:20:20	00:01:04	00:37:09	00:01:04	00:11:27
2	1346	Sara Sheppard	 GBR	01:11:31	00:20:11	00:01:17	00:37:14	00:01:03	00:11:18
3	1342	Martha Hall	 GBR	01:13:00	00:20:09	00:01:21	00:38:59	00:01:13	00:10:52
4	1345	Sharon Mcnicol	 GBR	01:13:04	00:20:20	00:01:25	00:38:34	00:01:17	00:11:03
5	1340	Celia De Maria	 GBR	01:13:17	00:20:21	00:01:16	00:38:53	00:01:10	00:11:10
6	1343	Helen Ilsley	 GBR	01:14:00	00:21:01	00:01:25	00:38:05	00:01:12	00:11:50
7	1339	Tamsin Chick	 GBR	01:15:00	00:20:11	00:01:35	00:40:38	00:01:16	00:10:53
8	1341	Jenny Doyle	 GBR	01:18:38	00:22:40	00:01:26	00:40:06	00:01:09	00:12:48
9	1344	Helen McClure	 GBR	01:19:21	00:23:33	00:01:24	00:39:15	00:01:24	00:13:16
10	1338	Monica Maneiro Fernandez	 ESP	01:27:12	00:24:22	00:01:50	00:44:37	00:01:42	00:14:10
	1347	Hannah Storm	 GBR	DNS					

Europe Triathlon Multisport Championships, Coimbra, PT

OFFICIAL RESULT

AG45-49M

RANK	BIB	NAME	TEAM	RESULT	Run	T1	Bike	T2	Run
					Time	Temp. °C	Humidity	Water	
					08:04	13.9°C	81%	----	
1	1108	Arnaud Deceroit	 FRA	00:58:14	00:15:48	00:00:56	00:31:57	00:00:50	00:08:23
2	1102	Rafael Curado Tejero	 ESP	00:58:40	00:16:37	00:00:56	00:31:10	00:00:47	00:08:49
3	1098	Sergio Dias	 POR	00:58:45	00:15:50	00:00:53	00:32:02	00:00:54	00:08:46
4	1109	Guillaume Laclergue	 FRA	00:58:54	00:15:50	00:00:51	00:32:11	00:00:47	00:08:55
5	1105	Jorge Janeiro Lorenzo	 ESP	00:58:57	00:16:35	00:01:00	00:31:09	00:01:02	00:08:49
6	1100	Daniel Aguirre Moreno	 ESP	00:59:02	00:16:39	00:00:55	00:31:15	00:00:48	00:09:05
7	1123	Sullivan Smith	 GBR	00:59:14	00:15:53	00:00:54	00:32:01	00:01:08	00:08:57
8	1104	Angel Gutierrez Calzado	 ESP	00:59:18	00:17:08	00:00:59	00:30:38	00:00:53	00:09:19
9	1115	Matt Harrison	 GBR	00:59:19	00:17:07	00:01:06	00:30:38	00:00:57	00:09:08
10	1106	Jordi Linares Hernandez	 ESP	00:59:23	00:16:40	00:00:56	00:31:15	00:00:51	00:09:19
11	1099	Sérgio Santos	 POR	00:59:24	00:15:49	00:00:58	00:32:04	00:01:04	00:09:08
12	1122	Richard Shephard	 GBR	00:59:32	00:16:53	00:01:09	00:30:41	00:01:02	00:09:26
13	1107	Victor Sánchez García	 ESP	01:00:05	00:17:08	00:01:08	00:30:35	00:00:59	00:09:51
14	1129	Ben Psaila	 MLT	01:01:53	00:17:34	00:01:02	00:32:17	00:01:03	00:09:35
15	1124	Mark Taylor	 GBR	01:01:57	00:17:43	00:01:05	00:32:05	00:01:00	00:09:42
16	1112	Adam Blackmore	 GBR	01:02:05	00:17:41	00:01:10	00:32:09	00:01:02	00:09:39
17	1111	Dave Barlow	 GBR	01:02:09	00:17:25	00:01:08	00:32:30	00:01:01	00:09:42
18	1116	Michael Hutchins	 GBR	01:02:14	00:17:45	00:01:14	00:31:56	00:01:00	00:09:57
19	1121	Alan Robertson	 GBR	01:02:22	00:17:42	00:01:09	00:31:56	00:01:04	00:10:07
20	1103	Joaquin Espina Zambrano	 ESP	01:02:28	00:17:33	00:01:11	00:32:14	00:01:14	00:09:54
21	1117	Peter Kerry	 GBR	01:03:31	00:17:44	00:01:55	00:32:17	00:01:07	00:10:03
22	1114	Ian Elsby	 GBR	01:04:00	00:17:46	00:01:21	00:33:07	00:01:07	00:10:18
23	1125	Adrian Williams	 GBR	01:04:07	00:17:57	00:01:25	00:33:01	00:01:20	00:10:00
24	1120	Simon Patterson	 GBR	01:05:27	00:18:44	00:01:24	00:33:28	00:01:14	00:10:12
25	1127	Mike Wood	 GBR	01:05:41	00:19:15	00:01:05	00:33:15	00:01:00	00:10:41
26	1118	Brett Osler	 GBR	01:05:54	00:18:04	00:01:07	00:34:39	00:01:02	00:10:38
27	1101	Pedro Carlos Cobos Benavente	 ESP	01:06:37	00:18:59	00:01:04	00:33:35	00:01:07	00:11:26
28	1126	Mark Wills	 GBR	01:07:48	00:19:25	00:01:17	00:34:45	00:01:17	00:10:38
29	1128	Paul Flynn	 IRL	01:18:08	00:22:41	00:01:28	00:37:53	00:01:34	00:14:04
	1119	Leahn Parry	 GBR	DNS					
	1110	Richard Baker	 GBR	DNS					

generate 15-Jun-2024 20:02

Timing / data processing | Lap2Go Timing Solutions

1113 Ross Crombie







GBR

DNS

Europe Triathlon Multisport Championships, Coimbra, PT

OFFICIAL RESULT

AG50-54F

RANK	BIB	NAME	TEAM	RESULT	Run	T1	Bike	T2	Run	Time	Temp. °C	Humidity	Water
1	1350	Severine Guerif	 FRA	01:11:08	00:19:43	00:01:15	00:37:42	00:01:07	00:10:56	09:19	16.2°C	66%	----
2	1362	Sharon Taylor	 GBR	01:11:57	00:20:21	00:01:14	00:37:10	00:01:15	00:11:32				
3	1365	Patrizia Levati	 ITA	01:14:35	00:21:45	00:01:23	00:37:47	00:01:16	00:11:56				
4	1357	Claire Lowe	 GBR	01:15:31	00:22:16	00:01:21	00:37:49	00:01:14	00:12:20				
5	1361	Nichola Shuttle	 GBR	01:16:45	00:21:56	00:01:26	00:39:12	00:01:21	00:12:21				
6	1358	Lesley Malloch	 GBR	01:18:05	00:21:45	00:01:38	00:40:30	00:01:22	00:12:23				
7	1352	Nicola Dawson	 GBR	01:18:56	00:22:34	00:02:03	00:40:15	00:01:33	00:11:59				
8	1360	Terri Mason	 GBR	01:19:33	00:22:51	00:01:33	00:39:53	00:01:31	00:13:14				
9	1353	Henrietta Epps	 GBR	01:21:58	00:21:49	00:01:44	00:45:04	00:01:19	00:11:30				
10	1356	Samantha Harding	 GBR	01:25:24	00:24:30	00:01:25	00:43:46	00:01:17	00:13:55				
11	1359	Deanna Mammatt	 GBR	01:25:54	00:25:29	00:01:42	00:42:34	00:01:30	00:14:07				
12	1351	Kate Conway	 GBR	01:26:53	00:25:05	00:01:48	00:43:20	00:01:47	00:14:19				
13	1364	Elaine White	 GBR	01:27:12	00:25:52	00:01:43	00:42:37	00:02:12	00:14:13				
14	1354	Sally Frawley	 GBR	01:29:09	00:26:37	00:01:49	00:43:16	00:01:44	00:15:14				
15	1363	Dawn Turner	 GBR	01:30:15	00:27:38	00:01:58	00:43:05	00:01:34	00:15:28				
16	1349	Isabel Naia Augusto	 POR	01:35:56	00:24:11	00:02:06	00:51:12	00:02:15	00:15:40				
17	1355	Angela George	 GBR	01:37:23	00:28:00	00:02:00	00:47:28	00:01:48	00:17:30				

Europe Triathlon Multisport Championships, Coimbra, PT

OFFICIAL RESULT









				Time	Temp. °C	Humidity	Water		
AG50-54M				08:09	13.9°C	81%	----		
RANK	BIB	NAME	TEAM	RESULT	Run	T1	Bike	T2	Run
1	1134	Josep Viladoms Bellart	ESP	01:00:12	00:16:39	00:00:57	00:32:13	00:00:53	00:09:08
2	1132	Miquel Capo Soler	ESP	01:00:40	00:16:41	00:00:56	00:32:38	00:01:01	00:09:02
3	1151	Jason Williams	GBR	01:01:17	00:16:56	00:01:09	00:32:31	00:00:58	00:09:20
4	1147	Neil Turner	GBR	01:01:49	00:16:49	00:01:00	00:32:50	00:01:01	00:09:46
5	1138	Marc Fallows	GBR	01:01:56	00:16:50	00:01:13	00:32:28	00:01:16	00:09:48
6	1148	Christopher Watters	GBR	01:02:41	00:17:25	00:01:25	00:32:59	00:00:59	00:09:29
7	1157	Pietro Carrara	ITA	01:02:57	00:18:00	00:01:04	00:32:43	00:01:06	00:09:41
8	1145	Dean Taylor	GBR	01:03:02	00:18:07	00:01:10	00:32:28	00:01:04	00:09:49
9	1139	Christian Harle	GBR	01:03:03	00:17:58	00:01:09	00:32:29	00:01:02	00:10:01
10	1140	Timothy Kent	GBR	01:03:08	00:17:30	00:01:05	00:33:09	00:01:08	00:09:54
11	1133	Jose Luis Lencina Nava	ESP	01:03:49	00:17:50	00:01:12	00:32:53	00:01:14	00:10:17
12	1150	Robert White	GBR	01:03:50	00:17:54	00:01:06	00:32:43	00:01:00	00:10:41
13	1146	David Thompson	GBR	01:04:49	00:18:32	00:01:05	00:32:44	00:01:15	00:10:49
14	1144	David Taylor	GBR	01:05:43	00:18:20	00:01:03	00:34:29	00:01:09	00:10:17
15	1130	Stefan Gremmens	BEL	01:05:55	00:18:56	00:01:04	00:34:04	00:01:06	00:10:17
16	1149	Mike Wheeler	GBR	01:05:59	00:18:51	00:01:10	00:33:57	00:01:06	00:10:31
17	1153	Chris Martin	GER	01:06:04	00:19:51	00:01:15	00:32:54	00:01:13	00:10:24
18	1143	James Stewart	GBR	01:06:21	00:19:12	00:01:08	00:33:41	00:01:13	00:10:42
19	1154	Noel Healy	IRL	01:06:35	00:19:14	00:01:22	00:33:29	00:01:17	00:10:50
20	1141	Simon Page	GBR	01:06:45	00:19:51	00:01:13	00:33:02	00:01:09	00:11:03
21	1135	John Armstrong	GBR	01:09:35	00:19:58	00:01:15	00:34:22	00:01:29	00:12:05
22	1158	Krzysztof Kula	POL	01:09:41	00:19:43	00:01:32	00:35:08	00:01:39	00:11:15
23	1152	Marc Young	GBR	01:12:25	00:21:06	00:01:32	00:36:31	00:01:16	00:11:33
24	1142	Daz Red	GBR	01:12:51	00:21:39	00:01:25	00:36:04	00:01:14	00:12:00
25	1137	Andrew Chapman	GBR	01:13:23	00:21:53	00:01:23	00:35:58	00:01:24	00:12:21
26	1155	Nigel McCullough	IRL	01:23:02	00:24:35	00:01:56	00:39:43	00:01:30	00:14:51
	1156	Adriele Prina-Mello	IRL	DNS					
	1131	Søren Bay	DEN	DNS					
	1136	David Cass	GBR	DNF					

Europe Triathlon Multisport Championships, Coimbra, PT

OFFICIAL RESULT

AG55-59F

Time 09:19 Temp. °C 16.2°C Humidity 66% Water ----

RANK	BIB	NAME	TEAM	RESULT	Run	T1	Bike	T2	Run
1	1366	Stéphanie Manel	 FRA	01:09:46	00:19:06	00:01:23	00:37:04	00:01:20	00:10:27
2	1371	Sarah Paterson	 GBR	01:13:27	00:20:52	00:01:11	00:38:38	00:01:09	00:11:10
3	1367	Christina Dove	 GBR	01:19:40	00:23:43	00:01:22	00:39:05	00:01:26	00:13:33
4	1372	Sharon Skidmore	 GBR	01:20:51	00:23:35	00:01:30	00:40:32	00:01:47	00:12:59
5	1368	Jo Ferguson	 GBR	01:20:58	00:24:39	00:01:41	00:39:30	00:01:29	00:13:04
6	1373	Michele St Vincent	 GBR	01:22:15	00:23:05	00:01:43	00:41:37	00:01:40	00:13:40
7	1369	Nicola McPhun	 GBR	01:29:38	00:26:40	00:01:42	00:43:37	00:01:45	00:15:19
8	1370	Kim Owen	 GBR	01:33:58	00:27:29	00:01:35	00:47:26	00:01:30	00:15:20

Europe Triathlon Multisport Championships, Coimbra, PT

OFFICIAL RESULT

AG55-59M				Time	Temp. °C	Humidity	Water		
				08:09	13.9°C	81%	----		
RANK	BIB	NAME	TEAM	RESULT	Run	T1	Bike	T2	Run
1	1171	Craig Dyce	GBR	01:00:36	00:16:43	00:00:53	00:32:38	00:00:54	00:09:05
2	1178	Chris Nicoll	GBR	01:00:46	00:16:48	00:00:55	00:32:35	00:00:59	00:09:08
3	1165	David Serra Termens	ESP	01:00:57	00:16:42	00:00:55	00:32:39	00:00:56	00:09:22
4	1159	José Peixoto	POR	01:01:15	00:16:43	00:00:56	00:32:59	00:01:02	00:09:13
5	1166	Pascal Cassez	FRA	01:01:52	00:16:48	00:01:00	00:32:44	00:01:03	00:09:53
6	1181	Mark Russell	GBR	01:02:26	00:17:25	00:01:04	00:33:11	00:01:02	00:09:21
7	1188	Gianluca Atzori	ITA	01:02:44	00:17:35	00:01:07	00:32:59	00:01:02	00:09:40
8	1186	Andrew Stokes	GBR	01:03:23	00:17:56	00:01:05	00:32:42	00:00:59	00:10:17
9	1170	Paul Cockburn	GBR	01:03:57	00:17:59	00:01:09	00:32:33	00:01:18	00:10:34
10	1182	David Smith	GBR	01:04:09	00:18:23	00:01:14	00:32:50	00:01:10	00:10:07
11	1160	Paulo Jorge Silva	POR	01:04:10	00:18:09	00:01:22	00:32:57	00:01:11	00:10:09
12	1163	Juan Luis Maiza Begiristain	ESP	01:04:22	00:18:32	00:01:03	00:32:47	00:01:03	00:10:33
13	1162	Jose Manuel Fort Martinez	ESP	01:04:36	00:18:35	00:01:05	00:32:42	00:01:07	00:10:43
14	1180	Steve Rooke	GBR	01:05:56	00:18:37	00:01:24	00:34:20	00:01:14	00:09:59
15	1164	Eduardo Martin Infante	ESP	01:06:04	00:18:59	00:00:59	00:34:01	00:00:58	00:10:42
16	1185	Graeme Stirzaker	GBR	01:06:20	00:19:25	00:01:33	00:33:12	00:00:59	00:10:47
17	1187	Bryan Vaughan	GBR	01:06:27	00:19:14	00:01:14	00:33:40	00:01:07	00:10:46
18	1183	Clive Spencer	GBR	01:06:50	00:19:38	00:01:25	00:33:16	00:01:13	00:10:53
19	1174	Nigel Paddy Jones	GBR	01:08:10	00:19:53	00:01:18	00:34:21	00:01:09	00:11:05
20	1176	Iain Martin	GBR	01:08:39	00:20:16	00:01:15	00:34:39	00:01:14	00:10:44
21	1172	Steve Gelder	GBR	01:09:15	00:20:13	00:01:25	00:34:37	00:01:21	00:11:12
22	1175	Tim Kendrick	GBR	01:09:22	00:20:26	00:01:38	00:34:11	00:01:27	00:11:12
23	1169	Martyn Carruthers	GBR	01:10:31	00:19:04	00:01:22	00:37:15	00:01:28	00:10:56
24	1179	Tim Parfitt	GBR	01:10:41	00:20:27	00:01:53	00:34:44	00:01:51	00:11:19
25	1167	Pierrick Jaffre	FRA	01:12:33	00:20:46	00:01:19	00:37:07	00:01:16	00:11:37
26	1177	Ian Mitchell	GBR	01:12:41	00:21:09	00:01:33	00:36:27	00:01:14	00:11:51
27	1184	Sean Stewart	GBR	01:12:43	00:22:12	00:01:14	00:35:37	00:01:11	00:11:58
28	1173	Michael Gill	GBR	01:13:04	00:21:17	00:01:31	00:36:27	00:01:23	00:12:00
29	1161	Peter Kirchberger	AUT	01:14:30	00:19:49	00:01:41	00:40:03	00:01:26	00:11:05
	1168	Lee Barker	GBR	DNS					

Europe Triathlon Multisport Championships, Coimbra, PT


























OFFICIAL RESULT

AG60-64F				Time	Temp. °C	Humidity	Water		
				09:19	16.2°C	66%	----		
RANK	BIB	NAME	TEAM	RESULT	Run	T1	Bike	T2	Run
1	1390	Caroline Murphy	 IRL	01:14:18	00:20:18	00:01:35	00:38:48	00:01:21	00:11:48
2	1391	Nicoletta Tonizzo	 ITA	01:15:03	00:21:55	00:01:25	00:37:34	00:01:32	00:12:10
3	1377	Lynda Coggins	 GBR	01:16:06	00:23:09	00:01:29	00:37:09	00:01:25	00:12:26
4	1387	Wendy Urban	 GBR	01:16:15	00:21:54	00:01:22	00:39:19	00:01:17	00:11:52
5	1380	Sarah Gill	 GBR	01:16:23	00:21:56	00:01:33	00:39:08	00:01:23	00:11:55
6	1378	Ann Cook	 GBR	01:18:30	00:22:25	00:01:42	00:40:04	00:01:25	00:12:25
7	1374	Sabine Greipel	 AUT	01:19:12	00:23:34	00:01:18	00:39:16	00:01:22	00:13:12
8	1389	Ruth Mckee	 IRL	01:19:18	00:22:52	00:01:31	00:39:51	00:02:07	00:12:27
9	1388	Joanne Wallace	 GBR	01:19:20	00:23:49	00:01:51	00:38:24	00:01:39	00:13:03
10	1382	Elizabeth Halliday	 GBR	01:20:37	00:23:54	00:02:08	00:39:14	00:01:29	00:13:20
11	1376	Sandra Barden	 GBR	01:21:22	00:24:36	00:01:50	00:39:20	00:01:34	00:13:31
12	1384	Janine Pattison	 GBR	01:21:36	00:25:14	00:01:37	00:38:34	00:01:46	00:13:51
13	1375	Rosario Palma Martinez	 ESP	01:22:35	00:24:04	00:01:14	00:42:18	00:01:13	00:13:13
14	1381	Clare Grindrod	 GBR	01:25:57	00:24:39	00:02:13	00:43:07	00:01:31	00:13:53
15	1379	Jennifer Edwards	 GBR	01:25:58	00:25:00	00:01:59	00:41:15	00:02:24	00:14:46
16	1386	Louise Southgate	 GBR	01:27:00	00:26:11	00:01:52	00:41:59	00:01:51	00:14:31
	1385	Dawn Smith	 GBR	DNS					
	1383	Jayne Mumford	 GBR	DNF					

Europe Triathlon Multisport Championships, Coimbra, PT

OFFICIAL RESULT

AG60-64M








RANK	BIB	NAME	TEAM	RESULT	Run	T1	Bike	T2	Run	Time	Temp. °C	Humidity	Water
1	1190	Antonio Fernando Horta	 POR	01:04:00	00:17:50	00:00:57	00:34:36	00:00:54	00:09:22	09:14	16.2°C	66%	----
2	1211	Carlo Simongini	 ITA	01:04:11	00:17:50	00:00:57	00:34:36	00:00:54	00:09:30				
3	1191	Francisco Dominguez Chacón	 ESP	01:04:38	00:18:06	00:00:56	00:34:23	00:00:54	00:09:58				
4	1204	Mark Sagggers	 GBR	01:04:56	00:17:57	00:01:10	00:34:20	00:01:09	00:09:58				
5	1199	Tony Harvey	 GBR	01:05:50	00:18:36	00:01:17	00:34:00	00:01:15	00:10:20				
6	1209	Owen Barron	 IRL	01:06:27	00:19:17	00:01:06	00:33:33	00:01:13	00:10:56				
7	1206	Paul Spowage	 GBR	01:06:35	00:18:36	00:01:16	00:34:04	00:01:20	00:10:58				
8	1200	Greg Lewis	 GBR	01:07:16	00:17:57	00:01:24	00:36:06	00:01:06	00:10:20				
9	1202	John Myles	 GBR	01:07:32	00:19:05	00:01:09	00:35:11	00:01:11	00:10:31				
10	1198	Chris Harry	 GBR	01:07:47	00:18:18	00:01:33	00:35:54	00:01:24	00:10:17				
11	1212	Mark Waaijenberg	 NED	01:09:08	00:19:57	00:01:17	00:35:16	00:01:16	00:11:00				
12	1195	Max Campbell	 GBR	01:09:37	00:19:31	00:01:33	00:36:08	00:01:33	00:10:33				
13	1196	Adrian Feasby	 GBR	01:09:58	00:20:40	00:01:29	00:34:51	00:01:11	00:11:21				
14	1193	Javi Zubiete Soler	 ESP	01:10:11	00:19:54	00:01:15	00:35:45	00:01:00	00:11:55				
15	1207	Ian Vatter	 GBR	01:10:24	00:20:39	00:01:29	00:35:01	00:01:27	00:11:21				
16	1205	Tim Smith	 GBR	01:10:28	00:20:16	00:01:23	00:35:19	00:01:11	00:11:51				
17	1192	Santi Ribot Terricabras	 ESP	01:10:50	00:20:52	00:01:26	00:34:32	00:01:27	00:12:08				
18	1208	Iain Wallace	 GBR	01:11:09	00:19:54	00:01:27	00:36:16	00:01:33	00:11:31				
19	1201	Robert Myler	 GBR	01:12:56	00:21:36	00:01:40	00:36:24	00:01:07	00:11:45				
20	1194	Paddy Butler	 GBR	01:12:57	00:20:47	00:01:28	00:37:28	00:01:18	00:11:33				
21	1189	Carlos Caligula	 POR	01:14:27	00:20:56	00:01:38	00:38:28	00:01:46	00:11:11				
22	1213	Grzegorz Kado	 POL	01:15:26	00:20:36	00:01:28	00:39:10	00:01:37	00:12:05				
23	1203	Peter Pardoe	 GBR	01:24:55	00:24:47	00:01:56	00:41:40	00:01:55	00:14:04				
	1210	Franky Wright	 IRL	DNS									
	1197	Nick Harmon	 GBR	DNS									

Europe Triathlon Multisport Championships, Coimbra, PT

OFFICIAL RESULT

AG65-69F

Time 09:19
Temp. °C 16.2°C
Humidity 66%
Water ----

RANK	BIB	NAME	TEAM	RESULT	Run	T1	Bike	T2	Run
1	1394	Heather Lambert	 GBR	01:21:02	00:23:48	00:01:44	00:40:26	00:01:33	00:13:00
2	1398	Maria Vittoria Marocco	 ITA	01:26:10	00:25:05	00:01:45	00:43:21	00:01:41	00:13:40
3	1397	Angela White	 GBR	01:31:28	00:27:24	00:01:52	00:45:17	00:01:39	00:14:41
4	1393	Denise Johnson	 GBR	01:31:36	00:28:57	00:02:02	00:43:36	00:01:25	00:14:54
5	1396	Sally Waterman	 GBR	01:32:09	00:27:41	00:01:54	00:44:27	00:01:42	00:15:45
6	1395	Sara Simon	 GBR	01:39:49	00:31:54	00:02:35	00:45:38	00:01:53	00:17:10
	1392	Sue Clarke	 GBR	DNS					

Europe Triathlon Multisport Championships, Coimbra, PT

OFFICIAL RESULT




AG65-69M				Time	Temp. °C	Humidity	Water		
				09:14	16.2°C	66%	----		
RANK	BIB	NAME	TEAM	RESULT	Run	T1	Bike	T2	Run
1	1220	Gil Salmon	FRA	01:06:11	00:19:07	00:01:09	00:33:38	00:01:02	00:10:51
2	1232	David Rowe	GBR	01:09:00	00:19:40	00:01:14	00:35:36	00:01:13	00:10:52
3	1233	Chris Smith	GBR	01:09:02	00:19:40	00:01:11	00:35:34	00:01:16	00:10:56
4	1224	Ewan Cox	GBR	01:09:36	00:19:55	00:01:18	00:35:13	00:01:28	00:11:14
5	1227	Paul Haslam	GBR	01:09:41	00:20:11	00:01:08	00:35:39	00:01:01	00:11:20
6	1217	Jose Varela	POR	01:12:57	00:21:48	00:01:23	00:36:34	00:01:13	00:11:31
7	1236	Stephan Claudius	GER	01:14:02	00:21:27	00:01:29	00:38:06	00:01:19	00:11:15
8	1226	Dean Hardie	GBR	01:15:01	00:22:42	00:01:18	00:36:22	00:01:19	00:12:51
9	1218	Joachim Rathbauer	AUT	01:15:08	00:21:25	00:01:32	00:38:07	00:01:25	00:12:09
10	1228	Peter Hayward	GBR	01:15:44	00:22:55	00:01:23	00:37:25	00:01:15	00:12:13
11	1215	Fernando Feijão	POR	01:15:56	00:22:10	00:01:22	00:37:51	00:01:42	00:12:21
12	1222	Andrew Bromley	GBR	01:16:02	00:22:14	00:01:30	00:37:10	00:01:44	00:12:53
13	1221	Geoff Brewster	GBR	01:16:04	00:22:48	00:01:49	00:37:27	00:01:26	00:12:08
14	1239	Carlo Croce	ITA	01:16:10	00:22:33	00:01:16	00:37:18	00:01:27	00:13:03
15	1234	Neil Taylor	GBR	01:16:48	00:23:28	00:01:49	00:36:33	00:01:24	00:13:04
16	1230	Anthony Langley	GBR	01:17:03	00:23:16	00:01:51	00:36:43	00:01:41	00:13:00
17	1225	Chris Griffin	GBR	01:17:50	00:22:18	00:01:29	00:38:28	00:01:47	00:13:18
18	1223	Peter Browne	GBR	01:18:28	00:23:18	00:01:36	00:38:25	00:01:29	00:13:06
19	1235	Derek Todhunter	GBR	01:20:03	00:24:02	00:01:18	00:40:14	00:01:08	00:12:52
20	1219	Peio Vergara Garcia	ESP	01:20:14	00:22:36	00:01:52	00:40:17	00:01:49	00:13:10
21	1231	John Pollard	GBR	01:20:20	00:22:42	00:01:51	00:39:57	00:01:43	00:13:38
22	1216	Joaquim Figueiredo	POR	01:29:54	00:25:29	00:02:01	00:44:07	00:02:14	00:15:31
23	1237	Martin Epkenhans	GER	01:32:07	00:27:06	00:02:09	00:45:24	00:01:46	00:15:07
24	1214	Francisco Manuel Bexiga	POR	01:42:21	00:31:15	00:01:56	00:48:03	00:02:07	00:18:27
	1238	Tamás Gajdos	HUN	DNS					
	1229	Alan Kirby	GBR	DNS					

Europe Triathlon Multisport Championships, Coimbra, PT

OFFICIAL RESULT


AG70-74F

Time 09:19 Temp. °C 16.2°C Humidity 66% Water ----

RANK	BIB	NAME	TEAM	RESULT	Run	T1	Bike	T2	Run
1	1400	Anne Harrison	 GBR	01:26:54	00:24:54	00:01:52	00:43:36	00:01:37	00:14:17
2	1401	Elspeth Knott	 GBR	01:28:37	00:26:21	00:02:16	00:42:47	00:01:40	00:14:52
3	1399	Sue Cannaby	 GBR	01:35:34	00:27:41	00:02:16	00:47:02	00:01:46	00:16:08

Europe Triathlon Multisport Championships, Coimbra, PT

OFFICIAL RESULT



AG70-74M						Time	Temp. °C	Humidity	Water
						09:14	16.2°C	66%	----
RANK	BIB	NAME	TEAM	RESULT	Run	T1	Bike	T2	Run
1	1241	Roman Hernandez Sierra	 ESP	01:14:14	00:21:36	00:01:38	00:36:33	00:01:57	00:12:03
2	1240	Fernando Moura	 POR	01:15:33	00:22:07	00:01:39	00:37:36	00:01:51	00:11:49
3	1254	Robert Pearson	 GBR	01:15:39	00:22:14	00:01:37	00:37:30	00:01:34	00:12:14
4	1252	Anthony Metcalfe	 GBR	01:16:15	00:20:43	00:01:35	00:40:20	00:01:41	00:11:27
5	1250	Robert Holloway	 GBR	01:17:18	00:22:41	00:01:58	00:37:25	00:02:06	00:12:37
6	1249	Robert Hodgson	 GBR	01:18:10	00:23:39	00:01:43	00:37:45	00:01:41	00:12:51
7	1243	Roberto Llamedo Viña	 ESP	01:19:43	00:22:56	00:02:03	00:39:41	00:01:45	00:12:43
8	1242	Juan Vicente Izquierdo Rey	 ESP	01:20:01	00:22:11	00:01:12	00:42:10	00:01:17	00:12:43
9	1258	Wieslaw Rychter	 POL	01:22:25	00:25:00	00:01:46	00:38:51	00:01:50	00:14:24
10	1253	David Passe	 GBR	01:24:01	00:24:36	00:01:31	00:41:40	00:01:36	00:14:03
11	1248	Richard Hardy	 GBR	01:28:07	00:26:23	00:01:28	00:43:06	00:01:26	00:15:08
12	1245	Michael Cook	 GBR	01:28:38	00:27:11	00:01:42	00:42:49	00:01:34	00:14:45
13	1251	James McCartney	 GBR	01:29:26	00:28:26	00:01:56	00:40:39	00:01:55	00:15:51
14	1246	Adrian Dunbar	 GBR	01:30:31	00:27:46	00:01:49	00:42:55	00:01:45	00:15:39
15	1257	Paul Turner	 GBR	01:30:51	00:26:33	00:01:44	00:44:49	00:01:29	00:15:37
16	1244	Philip Barlow	 GBR	01:32:16	00:29:11	00:01:41	00:43:37	00:01:27	00:15:42
17	1256	Noel Stubbs	 GBR	01:44:14	00:33:36	00:02:11	00:46:37	00:01:44	00:19:26
	1255	Edward Robertson	 GBR	DNS					
	1247	John Godfrey	 GBR	DNS					

Europe Triathlon Multisport Championships, Coimbra, PT

OFFICIAL RESULT

AG75-79F









Time 09:19 Temp. °C 16.2°C Humidity 66% Water ----

RANK	BIB	NAME	TEAM	RESULT	Run	T1	Bike	T2	Run
1	1402	Jeanette Sue Graves	 GBR	01:47:42	00:31:57	00:02:26	00:52:41	00:02:21	00:17:37
	1403	Lucia Soranzo	 ITA	DNS					

Europe Triathlon Multisport Championships, Coimbra, PT

OFFICIAL RESULT

AG75-79M






							Time	Temp. °C	Humidity	Water
							09:14	16.2°C	66%	----
RANK	BIB	NAME	TEAM	RESULT	Run	T1	Bike	T2	Run	
1	1263	David Juggins	 GBR	01:15:57	00:22:55	00:01:38	00:37:29	00:01:15	00:12:09	
2	1266	Hjalmar Schiøtz	 NOR	01:16:07	00:22:59	00:01:22	00:37:29	00:01:17	00:12:30	
3	1259	Mick Anglim	 GBR	01:21:04	00:24:59	00:01:15	00:39:16	00:01:30	00:13:32	
4	1260	John Burnham	 GBR	01:30:21	00:28:12	00:01:38	00:42:38	00:01:46	00:15:30	
5	1265	Steve Wash	 GBR	01:33:08	00:29:11	00:02:14	00:43:27	00:02:05	00:15:33	
6	1262	David George	 GBR	01:34:16	00:28:20	00:02:21	00:44:02	00:01:52	00:17:07	
7	1264	Andrzej Warhaftig	 GBR	01:35:00	00:27:50	00:02:05	00:46:41	00:01:41	00:16:05	
	1261	George Clare	 GBR	DNS						

Europe Triathlon Multisport Championships, Coimbra, PT

OFFICIAL RESULT

AG80-84M

Time 09:14 Temp. °C 16.2°C Humidity 66% Water ----


RANK	BIB	NAME	TEAM	RESULT	Run	T1	Bike	T2	Run
1	1268	Carlos Leite	 POR	01:26:57	00:25:24	00:02:07	00:43:30	00:01:40	00:13:40
2	1271	Derek Graves	 GBR	01:42:38	00:31:26	00:02:20	00:46:50	00:02:31	00:18:45
3	1269	Carlos Matias	 POR	01:46:12	00:31:28	00:01:58	00:51:31	00:01:58	00:18:34
4	1267	Francisco Cipriano	 POR	02:09:49	00:38:58	00:02:52	01:01:21	00:02:58	00:22:53
	1270	David Gilbert	 GBR	DNF					

Europe Triathlon Multisport Championships, Coimbra, PT

OFFICIAL RESULT


AG85-89M

Time 09:14 Temp. °C 16.2°C Humidity 66% Water ----



RANK	BIB	NAME	TEAM	RESULT	Run	T1	Bike	T2	Run
1	1272	Gherardo Mercati	 ITA	01:48:26	00:34:01	00:02:08	00:48:09	00:03:35	00:19:46

Duathlo Standard AG






AG20-24F

RANK	BIB	NAME	TEAM	RESULT	Run	T1	Bike	T2	Run	Time	Temp. °C	Humidity	Water
1	2221	Sophie Truesdale	 IRL	02:26:08	00:42:40	00:01:29	01:16:45	00:01:26	00:23:20	10:05	17.8°C	59%	----













AG20-24M

RANK	BIB	NAME	TEAM	RESULT	Run	T1	Bike	T2	Run	Time	Temp. °C	Humidity	Water
1	2002	Adam Dart	 GBR	01:55:00	00:33:31	00:01:14	01:00:51	00:01:10	00:17:53	10:00	17.8°C	59%	----
2	2001	Bernardo Magina	 POR	02:06:33	00:33:47	00:01:16	01:08:56	00:01:07	00:21:05				

AG25-29F

RANK	BIB	NAME	TEAM	RESULT	Run	T1	Bike	T2	Run	Time	Temp. °C	Humidity	Water
1	2226	Klaudia Petters	 POL	02:07:51	00:37:03	00:01:10	01:07:24	00:01:03	00:20:48	10:05	17.8°C	59%	----
2	2224	Rebecca Parkin	 GBR	02:15:14	00:39:37	00:01:34	01:10:26	00:01:37	00:21:36				
3	2223	Alice Lake	 GBR	02:23:21	00:44:58	00:01:26	01:11:13	00:01:20	00:23:56				
4	2222	Tilly Bland	 GBR	02:23:51	00:42:39	00:01:25	01:15:22	00:01:24	00:22:36				
5	2225	Vicki Truesdale	 IRL	02:42:56	00:47:19	00:01:48	01:23:42	00:01:56	00:27:42				

AG25-29M

RANK	BIB	NAME	TEAM	RESULT	Run	T1	Bike	T2	Run	Time	Temp. °C	Humidity	Water
1	2005	Rémi Jauzac	 FRA	01:55:59	00:32:24	00:00:52	01:03:22	00:01:04	00:17:55	10:00	17.8°C	59%	----
2	2015	Michele Ghidini	 ITA	01:56:12	00:33:18	00:01:00	01:02:58	00:01:06	00:17:29				
3	2007	Will Austin	 GBR	01:56:55	00:32:44	00:01:06	01:03:20	00:01:04	00:18:21				
4	2004	Charles Bertier	 FRA	01:57:26	00:32:44	00:00:59	01:02:55	00:01:00	00:19:28				
5	2012	Jacob Seal	 GBR	02:01:33	00:35:08	00:01:21	01:05:03	00:01:10	00:18:29				
6	2011	Sam Rowell	 GBR	02:03:23	00:36:42	00:01:25	01:03:46	00:01:13	00:19:52				
7	2013	William Smith	 GBR	02:05:03	00:35:09	00:01:14	01:07:59	00:01:19	00:19:00				
8	2009	Jordan Lockett	 GBR	02:05:07	00:33:40	00:01:19	01:05:39	00:01:19	00:22:49				
9	2014	Ben Tull	 GBR	02:08:57	00:37:58	00:01:18	01:06:17	00:01:25	00:21:37				
10	2006	Ryan Allen	 GBR	02:09:13	00:38:09	00:01:04	01:04:41	00:01:26	00:23:31				
11	2008	James Brayford	 GBR	02:15:20	00:40:34	00:01:20	01:09:35	00:01:18	00:22:09				
12	2010	James Long	 GBR	02:15:22	00:38:55	00:01:21	01:11:08	00:01:25	00:22:10				

Head Referees: Ana Pessegueiro (POR), Cristina Lopes (POR) | Competition Jury: Carmen Gómez (ESP), Christopher Kitchen (IRL), Sérgio Monteiro (POR) | Technical Delegates: Carmen Gómez (ESP), Eero Raudsepp (EST)

Distance Route: Run (2Lap x 5Km) | Bike (2 Laps x 20Km) | Run (1 Laps 5Km)



#2165 Andrew Jefferies (GBR), #2225 Vicki Truesdale (IRL), #2244 Carla Ribeiro (POR), #2288 Joanne Mckenzie (GBR) served 15sec penalty | #2012 Jacob Seal (GBR), #2181 Paul Haslam (GBR), #2171 Grzegorz Kado (POL), #2160 Paul Dunlop (GBR), #2174 Antonio Perez Gil (ESP) served 2min penalty

generate 16-Jun-2024 15:05

Timing / data processing | Lap2Go Timing Solutions










Europe Triathlon Multisport Championships, Coimbra, PT

OFFICIAL RESULT

13	2016	Pawel Chamera		POL	02:37:16	00:37:12	00:01:17	01:32:44	00:02:15	00:23:25
	2003	Petr Cmundt		CZE	DNS					









								Time	Temp. °C	Humidity	Water
								10:05	17.8°C	59%	----

AG30-34F

RANK	BIB	NAME	TEAM	RESULT	Run	T1	Bike	T2	Run	
1	2233	Hayley Wells		GBR	02:13:44	00:40:55	00:01:14	01:07:24	00:01:20	00:22:26
2	2235	Malgorzata Pszczolowska		POL	02:16:49	00:39:47	00:01:15	01:11:52	00:01:23	00:22:05
3	2232	Rachel Stacy		GBR	02:20:27	00:39:56	00:02:00	01:15:37	00:01:47	00:20:42
4	2229	Harriet Haywood		GBR	02:22:01	00:39:35	00:01:28	01:14:43	00:01:43	00:24:05
5	2230	Charlotte Kerr		GBR	02:27:18	00:41:59	00:01:51	01:17:39	00:01:38	00:23:45
6	2234	Charlotte White		GBR	02:30:21	00:43:12	00:01:32	01:19:33	00:01:17	00:24:21
7	2227	Sónia Barros		POR	02:32:22	00:43:13	00:01:24	01:23:35	00:01:17	00:22:28
8	2231	Alice Robinson		GBR	02:32:58	00:44:03	00:01:27	01:22:28	00:01:14	00:23:19
9	2228	Rebeca Figueira Conde		ESP	02:41:29	00:45:45	00:01:45	01:25:06	00:01:58	00:26:27







								Time	Temp. °C	Humidity	Water
								10:00	17.8°C	59%	----

AG30-34M

RANK	BIB	NAME	TEAM	RESULT	Run	T1	Bike	T2	Run	
1	2022	Simon Fear		GBR	01:55:42	00:34:30	00:01:01	01:00:20	00:01:08	00:18:21
2	2023	Benn Hall		GBR	02:02:16	00:34:55	00:01:19	01:02:54	00:01:40	00:21:04
3	2024	Matthew Keogh		GBR	02:04:10	00:36:09	00:01:09	01:05:32	00:01:13	00:19:42
4	2017	Marco Lapas Pinto		POR	02:04:31	00:35:09	00:01:10	01:07:09	00:01:09	00:19:32
5	2018	Amador antonio Font molinas		ESP	02:06:55	00:34:53	00:01:10	01:09:21	00:01:20	00:19:46
6	2021	Eliot Digby-Jones		GBR	02:12:30	00:38:09	00:01:24	01:09:31	00:01:31	00:21:33
7	2019	Javier Gonzalez carballo		ESP	02:18:48	00:37:32	00:01:23	01:15:44	00:01:29	00:22:18
8	2020	Chris Beck		GBR	02:26:33	00:43:27	00:01:34	01:13:24	00:01:38	00:26:07

								Time	Temp. °C	Humidity	Water
								10:05	17.8°C	59%	----

AG35-39F

RANK	BIB	NAME	TEAM	RESULT	Run	T1	Bike	T2	Run	
1	2241	Marie Hauer		GER	02:08:07	00:37:49	00:01:16	01:08:17	00:01:14	00:19:08
2	2240	Emma Morris		GBR	02:19:10	00:42:00	00:01:23	01:10:54	00:01:15	00:23:11
3	2242	Katarzyna Chodan		POL	02:20:56	00:41:28	00:01:26	01:13:32	00:01:22	00:22:41
4	2237	Adriana Camelia Suson		ROU	02:37:05	00:44:58	00:01:16	01:23:14	00:01:41	00:25:28
5	2238	Agnes Debreczeni		GBR	02:46:46	00:46:02	00:01:55	01:32:25	00:01:38	00:24:17
	2239	Marina Johnson		GBR	DNS					

Head Referees: Ana Pessegueiro (POR), Cristina Lopes (POR) | Competition Jury: Carmen Gómez (ESP), Christopher Kitchen (IRL), Sérgio Monteiro (POR) | Technical Delegates: Carmen Gómez (ESP), Eero Raudsepp (EST)

Distance Route: Run (2Lap x 5Km) | Bike (2 Laps x 20Km) | Run (1 Laps 5Km)

#2165 Andrew Jefferies (GBR), #2225 Vicki Truesdale (IRL), #2244 Carla Ribeiro (POR), #2288 Joanne Mckenzie (GBR) served 15sec penalty | #2012 Jacob Seal (GBR), #2181 Paul Haslam (GBR), #2171 Grzegorz Kado (POL), #2160 Paul Dunlop (GBR), #2174 Antonio Perez Gil (ESP) served 2min penalty

generate 16-Jun-2024 15:05

Timing / data processing | Lap2Go Timing Solutions

Europe Triathlon Multisport Championships, Coimbra, PT

OFFICIAL RESULT

2236	Liliana Verissimo		POR	DNF										
AG35-39M											Time	Temp. °C	Humidity	Water
											10:00	17.8°C	59%	----
RANK	BIB	NAME	TEAM	RESULT	Run	T1	Bike	T2	Run					
1	2032	William Brunt	 GBR	02:00:41	00:35:28	00:01:04	01:02:53	00:01:08	00:19:46					
2	2027	Fábio Durão	 POR	02:01:35	00:32:44	00:01:11	01:08:16	00:01:15	00:17:49					
3	2030	Antoni Comes Tauler	 ESP	02:04:16	00:36:30	00:01:02	01:05:32	00:01:06	00:19:40					
4	2029	Rui Martins	 POR	02:04:47	00:34:18	00:01:03	01:09:09	00:01:01	00:18:55					
5	2206	Leo Maliphant	 GBR	02:05:28	00:34:11	00:01:03	01:10:08	00:01:00	00:18:43					
6	2034	Joe Cooper	 GBR	02:06:10	00:35:57	00:01:21	01:07:12	00:01:23	00:19:55					
7	2025	Vasco Damásio	 POR	02:06:39	00:34:29	00:01:01	01:08:51	00:01:16	00:20:41					
8	2031	Chris Booth	 GBR	02:09:22	00:40:56	00:01:13	01:02:15	00:01:30	00:23:03					
9	2036	Daniel Harvey	 GBR	02:09:43	00:36:45	00:01:11	01:09:04	00:01:20	00:21:00					
10	2035	Colin Davies	 GBR	02:10:23	00:35:35	00:01:21	01:10:47	00:01:38	00:20:38					
11	2033	Alastair Clifford	 GBR	02:11:44	00:37:56	00:01:17	01:09:18	00:01:42	00:21:06					
12	2039	Stephen Garvey	 IRL	02:18:53	00:41:21	00:01:43	01:08:36	00:01:57	00:24:51					
13	2026	Vitor Duarte Gomes	 POR	02:19:00	00:39:55	00:01:33	01:13:09	00:01:47	00:22:11					
14	2038	Simon Taylor	 GBR	02:19:17	00:38:43	00:01:47	01:14:37	00:01:39	00:22:10					
15	2028	Carlos Escorcio	 POR	02:43:20	00:44:18	00:01:21	01:20:32	00:02:14	00:34:29					

AG40-44F											Time	Temp. °C	Humidity	Water
											10:05	17.8°C	59%	----
RANK	BIB	NAME	TEAM	RESULT	Run	T1	Bike	T2	Run					
1	2253	Karina Kaufmann	 GBR	02:23:15	00:42:55	00:01:15	01:12:40	00:01:28	00:24:29					
2	2243	Isabel Gonçalves	 POR	02:25:15	00:41:23	00:01:12	01:18:04	00:01:31	00:22:39					
3	2250	Emma Cochrane	 GBR	02:26:02	00:43:39	00:01:47	01:13:57	00:01:35	00:24:37					
4	2257	Ceri Shephard	 GBR	02:26:25	00:41:59	00:01:28	01:18:55	00:01:18	00:22:17					
5	2245	Petra Hren	 AUT	02:28:33	00:45:46	00:01:26	01:14:43	00:01:21	00:24:49					
6	2256	Kay Sheedy	 GBR	02:28:50	00:39:30	00:01:39	01:24:21	00:01:40	00:21:13					
7	2252	Amy James	 GBR	02:31:54	00:43:43	00:01:30	01:20:10	00:01:45	00:24:19					
8	2251	Sarah Davies	 GBR	02:32:36	00:44:18	00:01:38	01:19:21	00:01:44	00:25:07					
9	2247	Laura Allen	 GBR	02:32:55	00:41:00	00:01:37	01:23:00	00:01:46	00:25:06					
10	2254	Sarah Mackenzie	 GBR	02:36:53	00:50:35	00:02:23	01:14:59	00:01:34	00:26:51					
11	2255	Stephanie Potter	 GBR	02:40:19	00:45:31	00:01:54	01:25:16	00:02:14	00:24:53					
12	2248	Victoria Boid	 GBR	02:41:04	00:46:26	00:01:38	01:24:42	00:01:51	00:26:00					

Head Referees: Ana Pessegueiro (POR), Cristina Lopes (POR) | Competition Jury: Carmen Gómez (ESP), Christopher Kitchen (IRL), Sérgio Monteiro (POR) | Technical Delegates: Carmen Gómez (ESP), Eero Raudsepp (EST)

Distance Route: Run (2Lap x 5Km) | Bike (2 Laps x 20Km) | Run (1 Laps 5Km)




#2165 Andrew Jefferies (GBR), #2225 Vicki Truesdale (IRL), #2244 Carla Ribeiro (POR), #2288 Joanne Mckenzie (GBR) served 15sec penalty | #2012 Jacob Seal (GBR), #2181 Paul Haslam (GBR), #2171 Grzegorz Kado (POL), #2160 Paul Dunlop (GBR), #2174 Antonio Perez Gil (ESP) served 2min penalty

generate 16-Jun-2024 15:05


















Timing / data processing | Lap2Go Timing Solutions

Europe Triathlon Multisport Championships, Coimbra, PT

OFFICIAL RESULT

13	2244	Carla Ribeiro		POR	02:41:39	00:43:17	00:01:41	01:30:45	00:01:20	00:24:06
	2249	Emilie Brock		GBR	DNS					
	2246	Sara Mackenzie		CAN	DNS					

AG40-44M

RANK	BIB	NAME	TEAM	RESULT	Run	T1	Bike	T2	Run
1	2044	Fernando De La Calle Fuentes		01:55:52	00:33:55	00:00:57	01:01:02	00:01:13	00:18:24
2	2051	Michael Dempster		01:56:47	00:34:48	00:01:14	01:00:30	00:01:20	00:18:33
3	2043	Martin Hren		02:00:27	00:35:12	00:01:00	01:02:54	00:01:02	00:19:56
4	2055	Simon Hall		02:00:47	00:35:25	00:01:08	01:02:41	00:01:16	00:19:53
5	2061	Paul Schofield		02:01:44	00:37:21	00:01:28	01:01:09	00:01:16	00:20:04
6	2050	Paskell Blackwell		02:01:55	00:36:10	00:01:03	01:03:27	00:01:13	00:19:39
7	2053	Robert Fletcher		02:02:47	00:36:39	00:01:12	01:02:51	00:01:22	00:20:17
8	2052	Peter Ellis		02:03:32	00:36:39	00:01:13	01:02:28	00:01:19	00:21:28
9	2054	Nicholas Francuz		02:06:42	00:37:36	00:01:18	01:04:44	00:01:19	00:21:20
10	2046	Pedro Lorenzo Arranz		02:08:43	00:35:51	00:01:22	01:09:50	00:01:26	00:19:53
11	2040	Davide Marques da Silva		02:08:53	00:35:35	00:01:00	01:10:09	00:01:16	00:20:29
12	2049	Simon Beeby		02:09:12	00:38:55	00:01:11	01:07:03	00:01:16	00:20:24
13	2064	Fergus Meade		02:09:32	00:37:06	00:01:06	01:08:06	00:01:10	00:21:41
14	2060	Mike Rees		02:09:55	00:37:19	00:01:16	01:08:40	00:01:31	00:20:46
15	2059	Luke Reed		02:14:22	00:38:06	00:01:00	01:13:04	00:01:12	00:20:36
16	2063	Phillip Tyas		02:15:07	00:41:24	00:01:23	01:06:13	00:01:23	00:24:16
17	2062	Jason Thomas		02:16:42	00:40:06	00:01:30	01:10:59	00:01:41	00:22:00
18	2056	Graham Hunt		02:20:34	00:41:21	00:01:25	01:13:07	00:01:47	00:22:25
19	2048	Chris Ashall		02:22:10	00:43:49	00:01:33	01:10:44	00:01:41	00:23:52
20	2058	Richard McCready		02:23:39	00:43:50	00:01:32	01:12:50	00:01:37	00:23:20
21	2045	Javier López García		02:47:49	00:50:18	00:01:31	01:24:30	00:02:03	00:28:54
22	2041	Bogdan Tatimir		02:53:08	01:04:42	00:01:59	01:12:23	00:02:08	00:31:12
	2042	Ivan Mitic		DNS					
	2047	Cyril Ricci		DNS					
	2057	James Lundie		DNF					

Head Referees: Ana Pesseguero (POR), Cristina Lopes (POR) | Competition Jury: Carmen Gómez (ESP), Christopher Kitchen (IRL), Sérgio Monteiro (POR) | Technical Delegates: Carmen Gómez (ESP), Eero Raudsepp (EST)

Distance Route: Run (2Lap x 5Km) | Bike (2 Laps x 20Km) | Run (1 Laps 5Km)

#2165 Andrew Jefferies (GBR), #2225 Vicki Truesdale (IRL), #2244 Carla Ribeiro (POR), #2288 Joanne Mckenzie (GBR) served 15sec penalty | #2012 Jacob Seal (GBR), #2181 Paul Haslam (GBR), #2171 Grzegorz Kado (POL), #2160 Paul Dunlop (GBR), #2174 Antonio Perez Gil (ESP) served 2min penalty











generate 16-Jun-2024 15:05

Timing / data processing | Lap2Go Timing Solutions

Europe Triathlon Multisport Championships, Coimbra, PT

OFFICIAL RESULT

AG45-49F

RANK	BIB	NAME	TEAM	RESULT	Run	T1	Bike	T2	Run	Time	Temp. °C	Humidity	Water
1	2265	Katy Mardle	 GBR	02:15:14	00:38:55	00:01:20	01:11:55	00:01:28	00:21:11	10:10	18.4°C	59%	----
2	2263	Lindsay James	 GBR	02:16:26	00:40:51	00:01:21	01:10:26	00:01:27	00:21:55				
3	2264	Ava Lee	 GBR	02:23:42	00:41:43	00:01:31	01:16:07	00:01:34	00:22:20				
4	2260	Vicky Gibbs	 GBR	02:24:05	00:41:41	00:01:55	01:15:29	00:01:56	00:22:37				
5	2266	Kirsty McBirnie	 GBR	02:26:00	00:40:16	00:01:53	01:19:39	00:01:29	00:22:19				
6	2267	Hannah Turner	 GBR	02:27:45	00:40:07	00:01:32	01:22:42	00:01:29	00:21:28				
7	2259	Nicola Dawson	 GBR	02:29:46	00:43:17	00:01:34	01:20:19	00:01:14	00:22:57				
8	2262	Joanne Hilton	 GBR	02:32:53	00:41:45	00:01:30	01:24:51	00:01:36	00:22:45				
9	2258	Anna Beattie	 GBR	02:38:40	00:46:30	00:01:42	01:23:04	00:01:34	00:25:19				
10	2261	Gwennan Henstock	 GBR	02:40:51	00:47:32	00:01:48	01:23:45	00:01:36	00:25:39				

AG45-49M

RANK	BIB	NAME	TEAM	RESULT	Run	T1	Bike	T2	Run	Time	Temp. °C	Humidity	Water
1	2068	Rui Narigueta	 POR	01:56:52	00:34:48	00:00:59	01:00:53	00:01:05	00:18:45	10:40	19.5°C	53%	----
2	2078	Arnaud Deceroit	 FRA	01:58:37	00:33:54	00:01:01	01:04:14	00:01:03	00:18:04				
3	2100	Michael Reilly	 IRL	01:59:19	00:34:27	00:01:09	01:02:02	00:01:16	00:20:03				
4	2084	Owen James	 GBR	01:59:37	00:34:54	00:01:14	01:02:52	00:01:15	00:19:03				
5	2097	Peter Sutton	 GBR	02:01:15	00:35:05	00:01:11	01:04:30	00:01:09	00:18:55				
6	2082	Alex Fortune	 GBR	02:01:30	00:37:29	00:01:18	01:01:08	00:01:16	00:19:52				
7	2081	David Fletcher	 GBR	02:03:39	00:35:11	00:01:04	01:05:52	00:01:12	00:19:57				
8	2083	David Howson	 GBR	02:04:16	00:35:26	00:01:12	01:05:56	00:01:29	00:19:46				
9	2090	Andy Nice	 GBR	02:05:18	00:35:10	00:01:20	01:07:05	00:01:30	00:19:49				
10	2077	Ubaldo Rodríguez de oliveira	 ESP	02:05:26	00:36:50	00:01:26	01:05:48	00:01:19	00:19:38				
11	2092	Paul Roberts	 GBR	02:06:24	00:38:02	00:01:05	01:05:17	00:01:09	00:20:22				
12	2101	Dariusz Mazurkiewicz	 POL	02:06:28	00:37:30	00:01:26	01:05:21	00:01:29	00:20:19				
13	2079	Manuel Lauffenburger	 FRA	02:06:49	00:37:06	00:01:13	01:06:05	00:01:40	00:20:20				
14	2074	Ruben Colchero tome	 ESP	02:07:10	00:36:52	00:01:17	01:06:50	00:02:05	00:19:43				
15	2093	Simon Sly	 GBR	02:07:39	00:38:09	00:01:14	01:05:37	00:01:28	00:20:47				
16	2096	Kieren Stanley	 GBR	02:08:33	00:36:43	00:01:33	01:08:47	00:01:46	00:19:21				
17	2088	Graeme McBirnie	 GBR	02:09:29	00:37:50	00:01:34	01:04:43	00:01:44	00:23:14				
18	2089	Andrew McGhee	 GBR	02:12:19	00:38:39	00:01:19	01:07:22	00:01:33	00:22:59				

Head Referees: Ana Pessegueiro (POR), Cristina Lopes (POR) | Competition Jury: Carmen Gómez (ESP), Christopher Kitchen (IRL), Sérgio Monteiro (POR) | Technical Delegates: Carmen Gómez (ESP), Eero Raudsepp (EST)

Distance Route: Run (2Lap x 5Km) | Bike (2 Laps x 20Km) | Run (1 Laps 5Km)

#2165 Andrew Jefferies (GBR), #2225 Vicki Truesdale (IRL), #2244 Carla Ribeiro (POR), #2288 Joanne Mckenzie (GBR) served 15sec penalty | #2012 Jacob Seal (GBR), #2181 Paul Haslam (GBR), #2171 Grzegorz Kado (POL), #2160 Paul Dunlop (GBR), #2174 Antonio Perez Gil (ESP) served 2min penalty

generate 16-Jun-2024 15:05

Timing / data processing | Lap2Go Timing Solutions

Europe Triathlon Multisport Championships, Coimbra, PT

OFFICIAL RESULT

19	2095	Peter Staniland		GBR	02:12:30	00:38:32	00:01:08	01:09:48	00:01:30	00:21:03
20	2098	Richard Thomas		GBR	02:13:02	00:39:18	00:01:29	01:08:37	00:01:38	00:21:34
21	2073	Roberto Chamarro Duran		ESP	02:13:18	00:37:57	00:01:06	01:11:32	00:01:22	00:20:56
22	2102	Tomasz Rudnik		POL	02:13:27	00:38:00	00:01:45	01:07:43	00:01:48	00:23:47
23	2091	Brett Osler		GBR	02:16:08	00:39:14	00:01:11	01:12:19	00:01:25	00:21:32
24	2087	Tom Mardling		GBR	02:16:38	00:40:27	00:01:29	01:10:26	00:01:34	00:22:16
25	2075	Frnacisco Jesus Gonzalez Lopez		ESP	02:19:18	00:40:34	00:01:05	01:12:46	00:01:11	00:23:19
26	2094	Jonny Snowball		GBR	02:20:07	00:40:27	00:01:25	01:14:40	00:01:18	00:21:51
27	2085	Nigel Leigh		GBR	02:24:48	00:44:50	00:01:53	01:10:37	00:01:40	00:25:21
28	2065	Andre Cabrita		POR	02:25:01	00:44:13	00:01:22	01:12:53	00:01:32	00:24:36
29	2066	Paulo Gomes		POR	02:26:21	00:42:04	00:01:23	01:15:39	00:02:19	00:24:29
30	2072	Jose Maria Andres Hernandez		ESP	02:27:19	00:43:57	00:01:33	01:15:37	00:01:25	00:24:17
31	2067	Luis Massapina		POR	02:28:48	00:40:46	00:01:23	01:23:07	00:01:33	00:21:33
32	2099	Paul Flynn		IRL	02:37:30	00:50:18	00:01:35	01:16:25	00:01:30	00:27:09
	2080	Ross Crombie		GBR	DNS					
	2070	Nuno Rocha		POR	DNS					
	2069	Pedro Reis		POR	DNS					
	2086	Andrew Line		GBR	DNS					
	2076	Ivan Llorente Prieto		ESP	DNF					
	2071	Leonardo Schwindt		POR	DNF					

						Time	Temp. °C	Humidity	Water
						10:10	18.4°C	59%	----

AG50-54F

RANK	BIB	NAME	TEAM	RESULT	Run	T1	Bike	T2	Run	
1	2269	Marianne Carpenter		GBR	02:21:13	00:40:55	00:01:14	01:15:08	00:01:25	00:22:04
2	2275	Alison Trauttmansdorff		GBR	02:27:26	00:42:54	00:01:40	01:17:26	00:01:32	00:23:28
3	2270	Pam Edgar		GBR	02:32:26	00:46:28	00:01:48	01:16:52	00:01:51	00:24:56
4	2268	Magdalene Bennett		GBR	02:35:50	00:47:24	00:02:01	01:18:28	00:02:47	00:24:36
5	2272	Olivia Mitchell		GBR	02:38:33	00:47:30	00:01:40	01:22:19	00:01:34	00:25:02
6	2271	Joanna Lockwood		GBR	02:41:54	00:48:39	00:01:50	01:22:33	00:01:45	00:26:34
7	2274	Samantha Thomas		GBR	02:48:43	00:48:03	00:02:39	01:29:34	00:02:22	00:25:39
	2273	Tracey Smith		GBR	DNS					

Head Referees: Ana Pessegueiro (POR), Cristina Lopes (POR) | Competition Jury: Carmen Gómez (ESP), Christopher Kitchen (IRL), Sérgio Monteiro (POR) | Technical Delegates: Carmen Gómez (ESP), Eero Raudsepp (EST)

Distance Route: Run (2Lap x 5Km) | Bike (2 Laps x 20Km) | Run (1 Laps 5Km)

#2165 Andrew Jefferies (GBR), #2225 Vicki Truesdale (IRL), #2244 Carla Ribeiro (POR), #2288 Joanne Mckenzie (GBR) served 15sec penalty | #2012 Jacob Seal (GBR), #2181 Paul Haslam (GBR), #2171 Grzegorz Kado (POL), #2160 Paul Dunlop (GBR), #2174 Antonio Perez Gil (ESP) served 2min penalty

generate 16-Jun-2024 15:05

Timing / data processing | Lap2Go Timing Solutions

Europe Triathlon Multisport Championships, Coimbra, PT

OFFICIAL RESULT

AG50-54M

				Time	Temp. °C	Humidity	Water		
				10:45	20°C	53%	----		
RANK	BIB	NAME	TEAM	RESULT	Run	T1	Bike	T2	Run
1	2107	Luis Alberto Paredes Coya	ESP	02:04:05	00:37:12	00:01:24	01:04:42	00:01:23	00:18:58
2	2123	Christian Heer	GER	02:04:07	00:37:24	00:01:15	01:04:09	00:01:17	00:19:38
3	2120	Shaun Tyson	GBR	02:06:31	00:39:39	00:01:27	01:02:30	00:01:23	00:21:05
4	2109	David Barnett	GBR	02:06:55	00:36:40	00:01:19	01:06:40	00:01:21	00:20:29
5	2115	Steve Linton	GBR	02:09:24	00:36:19	00:01:04	01:09:14	00:01:18	00:21:04
6	2105	Alfonso Lahuerta Izquierdo	ESP	02:09:49	00:39:43	00:01:18	01:05:39	00:01:27	00:21:16
7	2122	Nathan Willmington	GBR	02:10:19	00:39:42	00:01:29	01:05:22	00:01:20	00:21:58
8	2124	Chris Martin	GER	02:11:48	00:40:35	00:01:25	01:07:10	00:01:24	00:20:48
9	2118	Iain McInnes	GBR	02:12:04	00:39:23	00:01:18	01:07:51	00:01:15	00:21:49
10	2103	Stefan Gremmens	BEL	02:12:48	00:39:49	00:01:14	01:10:01	00:01:21	00:19:53
11	2128	Pietro Carrara	ITA	02:12:52	00:37:42	00:01:05	01:12:15	00:01:24	00:20:01
12	2108	Scott Bairstow	GBR	02:13:32	00:40:13	00:01:19	01:08:31	00:01:16	00:21:46
13	2113	Stuart Gibson	GBR	02:15:21	00:39:44	00:01:26	01:10:19	00:01:34	00:21:50
14	2117	Ilia Loubenski	GBR	02:15:35	00:39:04	00:01:34	01:11:43	00:01:40	00:21:08
15	2116	Darren Long	GBR	02:16:33	00:39:56	00:01:27	01:11:44	00:01:27	00:21:29
16	2112	Toby Cole	GBR	02:16:52	00:39:21	00:01:17	01:13:09	00:01:24	00:21:14
17	2119	Sean Rose	GBR	02:17:01	00:39:05	00:01:43	01:13:19	00:01:54	00:20:33
18	2110	Jeremy Brown	GBR	02:20:25	00:39:41	00:01:30	01:14:47	00:01:37	00:22:23
19	2125	Noel Healy	IRL	02:24:41	00:41:56	00:01:29	01:16:01	00:01:29	00:23:21
20	2114	Mark Kelly	GBR	02:28:53	00:41:14	00:01:32	01:20:51	00:01:16	00:23:31
21	2126	Nigel Lambe	IRL	02:35:12	00:46:21	00:01:45	01:21:02	00:01:48	00:23:47
22	2121	Simon Ward	GBR	02:44:27	00:43:51	00:01:34	01:29:02	00:02:26	00:27:04
	2106	Jose Luis Lencina Nava	ESP	DNS					
	2127	Adriele Prina-Mello	IRL	DNS					
	2111	Shaun Carr	GBR	DNS					
	2104	Jose Luis Gómez Carmona	ESP	DNF					

AG55-59F

				Time	Temp. °C	Humidity	Water		
				10:10	18.4°C	59%	----		
RANK	BIB	NAME	TEAM	RESULT	Run	T1	Bike	T2	Run
1	2284	Diane Behan	IRL	02:23:42	00:42:30	00:01:27	01:14:14	00:01:30	00:23:32
2	2277	Sylvie Parmantier	FRA	02:24:08	00:42:15	00:01:13	01:16:37	00:01:30	00:22:07

Head Referees: Ana Pessegueiro (POR), Cristina Lopes (POR) | Competition Jury: Carmen Gómez (ESP), Christopher Kitchen (IRL), Sérgio Monteiro (POR) | Technical Delegates: Carmen Gómez (ESP), Eero Raudsepp (EST)

Distance Route: Run (2Lap x 5Km) | Bike (2 Laps x 20Km) | Run (1 Laps 5Km)

#2165 Andrew Jefferies (GBR), #2225 Vicki Truesdale (IRL), #2244 Carla Ribeiro (POR), #2288 Joanne Mckenzie (GBR) served 15sec penalty | #2012 Jacob Seal (GBR), #2181 Paul Haslam (GBR), #2171 Grzegorz Kado (POL), #2160 Paul Dunlop (GBR), #2174 Antonio Perez Gil (ESP) served 2min penalty

generate 16-Jun-2024 15:05

Timing / data processing | Lap2Go Timing Solutions

Europe Triathlon Multisport Championships, Coimbra, PT

OFFICIAL RESULT

3	2282	Claire Pluckrose		GBR	02:24:25	00:42:18	00:01:23	01:15:51	00:01:28	00:22:58
4	2279	Jayne Baldwin		GBR	02:32:13	00:43:16	00:01:39	01:21:59	00:01:32	00:23:19
5	2281	Jude Mansfield		GBR	02:43:08	00:52:54	00:01:58	01:18:00	00:01:57	00:27:45
6	2280	Maxine Hamilton		GBR	02:45:32	00:48:49	00:01:50	01:24:28	00:01:54	00:27:58
7	2278	Jayne Ackroyd		GBR	03:07:24	00:57:40	00:02:04	01:31:44	00:02:25	00:32:56
8	2276	Eveline Kirchberger		AUT	03:24:17	00:58:08	00:02:36	01:44:02	00:02:58	00:35:54
	2283	Diana Mull		GER	DNS					

AG55-59M

Time 10:45
Temp. °C 20°C
Humidity 53%
Water ----

RANK	BIB	NAME	TEAM	RESULT	Run	T1	Bike	T2	Run	
1	2144	Chris Nicoll		GBR	02:01:54	00:35:54	00:01:07	01:05:05	00:01:06	00:18:19
2	2133	Pascal Cassez		FRA	02:02:06	00:35:53	00:00:59	01:05:06	00:01:07	00:18:38
3	2137	Craig Dyce		GBR	02:02:17	00:35:53	00:00:57	01:05:06	00:01:02	00:18:54
4	2130	Sérgio Batalha		POR	02:09:09	00:35:46	00:01:09	01:10:37	00:01:12	00:20:01
5	2147	Ian Reid		GBR	02:09:28	00:39:54	00:01:31	01:05:11	00:01:11	00:21:16
6	2151	Innes Wright		GBR	02:09:53	00:39:03	00:01:12	01:07:46	00:01:21	00:20:03
7	2135	Lee Barker		GBR	02:12:35	00:39:37	00:01:16	01:08:27	00:01:19	00:21:29
8	2140	Ian Laverie		GBR	02:13:57	00:40:02	00:01:32	01:07:43	00:01:34	00:22:39
9	2150	David Vickers		GBR	02:14:29	00:38:33	00:01:15	01:11:36	00:01:26	00:21:10
10	2149	Colin Turner		GBR	02:18:04	00:39:07	00:01:21	01:13:56	00:01:18	00:21:55
11	2145	Clifford Puttock		GBR	02:18:16	00:39:46	00:01:19	01:14:00	00:01:28	00:21:15
12	2152	Gianluca Atzori		ITA	02:20:30	00:37:34	00:01:22	01:15:27	00:01:26	00:24:15
13	2141	Daniel Lee		GBR	02:20:49	00:39:21	00:01:34	01:16:35	00:01:26	00:21:28
14	2134	Andy Alcorn		GBR	02:21:15	00:41:31	00:01:16	01:14:27	00:01:22	00:22:07
15	2138	Andrew Green		GBR	02:21:58	00:42:30	00:01:16	01:13:45	00:01:22	00:22:36
16	2148	Graeme Stirzaker		GBR	02:22:06	00:41:06	00:01:31	01:14:08	00:01:21	00:23:35
17	2143	Iain Martin		GBR	02:23:43	00:41:56	00:01:19	01:15:33	00:01:31	00:22:55
18	2129	Joaquim Barbosa		POR	02:28:43	00:44:14	00:01:24	01:17:21	00:01:25	00:23:50
19	2132	Peter Kirchberger		AUT	02:34:42	00:42:09	00:01:43	01:25:17	00:01:54	00:23:09
20	2142	Pab Paul Maddox		GBR	02:37:23	00:45:52	00:01:33	01:22:42	00:01:44	00:25:07
21	2131	João Santos		POR	03:14:22	00:59:11	00:04:00	01:33:32	00:03:58	00:33:06
	2153	Domenico Lo Faro		ITA	DNS					
	2146	Paul Radford		GBR	DNS					
	2139	Tim Kendrick		GBR	DNS					

Head Referees: Ana Pessegueiro (POR), Cristina Lopes (POR) | Competition Jury: Carmen Gómez (ESP), Christopher Kitchen (IRL), Sérgio Monteiro (POR) | Technical Delegates: Carmen Gómez (ESP), Eero Raudsepp (EST)

Distance Route: Run (2Lap x 5Km) | Bike (2 Laps x 20Km) | Run (1 Laps 5Km)


























#2165 Andrew Jefferies (GBR), #2225 Vicki Truesdale (IRL), #2244 Carla Ribeiro (POR), #2288 Joanne Mckenzie (GBR) served 15sec penalty | #2012 Jacob Seal (GBR), #2181 Paul Haslam (GBR), #2171 Grzegorz Kado (POL), #2160 Paul Dunlop (GBR), #2174 Antonio Perez Gil (ESP) served 2min penalty

generate 16-Jun-2024 15:05

Timing / data processing | Lap2Go Timing Solutions

Europe Triathlon Multisport Championships, Coimbra, PT

OFFICIAL RESULT

				Time	Temp. °C	Humidity	Water		
2136	Andrew Bowler		GBR	DNF					
AG60-64F				10:10	18.4°C	59%	----		
RANK	BIB	NAME	TEAM	RESULT	Run	T1	Bike	T2	Run
1	2288	Joanne Mckenzie		02:38:24	00:47:34	00:01:47	01:21:56	00:01:34	00:25:05
2	2290	Caroline Murphy		02:45:09	00:42:50	00:01:38	01:29:28	00:02:37	00:28:07
3	2286	Laraine Gibbins		02:54:36	00:55:33	00:02:05	01:23:50	00:02:01	00:30:33
4	2285	Rosemary Baker		02:54:54	00:51:29	00:03:17	01:29:26	00:02:42	00:27:26
5	2289	Adrienne Turner		02:55:50	00:53:23	00:02:22	01:27:52	00:02:37	00:29:06
6	2287	Clare Grindrod		02:58:12	00:53:46	00:02:13	01:28:15	00:01:56	00:31:25
AG60-64M									
RANK	BIB	NAME	TEAM	RESULT	Run	T1	Bike	T2	Run
1	2170	Carlo Simongini		02:14:59	00:38:50	00:01:05	01:13:35	00:01:11	00:19:54
2	2168	Owen Barron		02:15:12	00:40:04	00:01:10	01:10:40	00:01:18	00:21:34
3	2154	José Augusto Monteiro		02:16:05	00:42:35	00:01:30	01:07:59	00:01:26	00:22:09
4	2156	Simon Bowlller		02:21:29	00:42:36	00:01:37	01:10:26	00:01:46	00:24:37
5	2157	Max Campbell		02:21:59	00:40:23	00:01:27	01:15:08	00:01:49	00:22:49
6	2163	Bart Huby		02:25:32	00:42:35	00:01:42	01:14:18	00:02:03	00:24:28
7	2160	Paul Dunlop		02:28:00	00:43:04	00:01:39	01:17:19	00:02:11	00:23:18
8	2161	Gary Farnes		02:29:18	00:43:40	00:01:45	01:17:51	00:02:13	00:23:17
9	2171	Grzegorz Kado		02:29:35	00:43:28	00:01:26	01:16:53	00:02:07	00:25:10
10	2159	Michael Doyle		02:30:05	00:45:50	00:01:20	01:14:32	00:01:47	00:26:02
11	2167	Robert Myler		02:32:52	00:45:31	00:01:46	01:17:48	00:02:05	00:25:18
12	2169	Wilson Mcalister		02:33:56	00:45:28	00:01:17	01:18:26	00:01:54	00:26:19
13	2165	Andrew Jefferies		02:38:24	00:47:54	00:01:53	01:19:24	00:02:02	00:26:42
14	2162	Adrian Feasby		02:40:59	00:43:57	00:01:20	01:26:04	00:01:59	00:27:12
15	2166	Mark Murphy		02:42:42	00:49:11	00:01:40	01:21:53	00:01:30	00:27:56
16	2158	Kevin Charlton		02:54:57	00:51:04	00:02:12	01:30:13	00:02:38	00:28:13
	2164	Neil Hunter		DNS					
	2155	Stephen Almond		DNS					

Head Referees: Ana Pessegueiro (POR), Cristina Lopes (POR) | Competition Jury: Carmen Gómez (ESP), Christopher Kitchen (IRL), Sérgio Monteiro (POR) | Technical Delegates: Carmen Gómez (ESP), Eero Raudsepp (EST)

Distance Route: Run (2Lap x 5Km) | Bike (2 Laps x 20Km) | Run (1 Laps 5Km)

#2165 Andrew Jefferies (GBR), #2225 Vicki Truesdale (IRL), #2244 Carla Ribeiro (POR), #2288 Joanne Mckenzie (GBR) served 15sec penalty | #2012 Jacob Seal (GBR), #2181 Paul Haslam (GBR), #2171 Grzegorz Kado (POL), #2160 Paul Dunlop (GBR), #2174 Antonio Perez Gil (ESP) served 2min penalty

generate 16-Jun-2024 15:05

Timing / data processing | Lap2Go Timing Solutions

Europe Triathlon Multisport Championships, Coimbra, PT

OFFICIAL RESULT

AG65-69F

RANK	BIB	NAME	TEAM	RESULT	Run	T1	Bike	T2	Run	Time	Temp. °C	Humidity	Water
1	2292	Fiona Shenton	GBR	02:52:43	00:50:59	00:02:38	01:28:09	00:02:31	00:27:53	10:10	18.4°C	59%	----
2	2291	Pat Goodall	GBR	03:08:30	00:54:20	00:02:06	01:38:42	00:02:31	00:30:15				
3	2293	Rosemary Todhunter	GBR	03:22:13	01:01:51	00:02:03	01:36:08	00:02:17	00:39:16				

AG65-69M

RANK	BIB	NAME	TEAM	RESULT	Run	T1	Bike	T2	Run	Time	Temp. °C	Humidity	Water
1	2175	Gil Salmon	FRA	02:18:40	00:41:13	00:01:20	01:10:33	00:01:30	00:23:38	10:49	20°C	53%	----
2	2185	Stephan Claudius	GER	02:24:56	00:44:57	00:01:28	01:13:04	00:01:33	00:23:25				
3	2172	Joachim Rathbauer	AUT	02:26:58	00:45:26	00:01:35	01:14:14	00:01:40	00:23:31				
4	2181	Paul Haslam	GBR	02:28:15	00:43:50	00:01:35	01:15:51	00:01:30	00:25:06				
5	2187	Mauro Prati	ITA	02:30:58	00:46:08	00:01:27	01:15:55	00:01:54	00:25:05				
6	2182	Peter Hayward	GBR	02:37:05	00:48:53	00:01:23	01:17:23	00:01:52	00:27:02				
7	2183	Frederick Latham	GBR	02:39:59	00:49:56	00:01:33	01:21:09	00:01:44	00:25:08				
8	2173	Eduardo Bartolome Calderon	ESP	02:40:23	00:49:55	00:01:22	01:21:20	00:01:30	00:25:41				
9	2174	Antonio Perez Gil	ESP	02:41:01	00:46:46	00:01:46	01:24:18	00:01:50	00:25:49				
10	2178	Brian Dorans	GBR	02:48:30	00:49:51	00:01:56	01:25:17	00:02:46	00:28:04				
11	2177	Phillip Crouch	GBR	02:51:31	00:54:24	00:01:35	01:22:44	00:02:04	00:30:04				
12	2186	Martin Epkenhans	GER	03:12:58	00:59:23	00:02:15	01:33:35	00:02:53	00:34:15				
	2184	David Tolson	GBR	DNS									
	2180	Dean Hardie	GBR	DNS									
	2176	Andrew Bromley	GBR	DNS									
	2179	Bruce Grimley	GBR	DNF									

AG70-74F

RANK	BIB	NAME	TEAM	RESULT	Run	T1	Bike	T2	Run	Time	Temp. °C	Humidity	Water
1	2294	Elspeth Knott	GBR	02:53:55	00:55:12	00:02:11	01:22:43	00:01:52	00:31:20	10:10	18.4°C	59%	----
2	2295	Yvonne Twelvetree	GBR	03:06:00	00:53:49	00:02:01	01:32:01	00:02:43	00:34:52				

AG70-74M

RANK	BIB	NAME	TEAM	RESULT	Run	T1	Bike	T2	Run	Time	Temp. °C	Humidity	Water
1	2190	Roman Hernandez Sierra	ESP	02:34:39	00:47:12	00:01:49	01:18:23	00:01:55	00:24:51	10:49	20°C	53%	----

Head Referees: Ana Pessegueiro (POR), Cristina Lopes (POR) | Competition Jury: Carmen Gómez (ESP), Christopher Kitchen (IRL), Sérgio Monteiro (POR) | Technical Delegates: Carmen Gómez (ESP), Eero Raudsepp (EST)

Distance Route: Run (2Lap x 5Km) | Bike (2 Laps x 20Km) | Run (1 Laps 5Km)

#2165 Andrew Jefferies (GBR), #2225 Vicki Truesdale (IRL), #2244 Carla Ribeiro (POR), #2288 Joanne Mckenzie (GBR) served 15sec penalty | #2012 Jacob Seal (GBR), #2181 Paul Haslam (GBR), #2171 Grzegorz Kado (POL), #2160 Paul Dunlop (GBR), #2174 Antonio Perez Gil (ESP) served 2min penalty

generate 16-Jun-2024 15:05

Timing / data processing | Lap2Go Timing Solutions

Europe Triathlon Multisport Championships, Coimbra, PT

OFFICIAL RESULT

2	2188	Fernando Moura		POR	02:35:02	00:48:14	00:01:42	01:18:37	00:01:56	00:23:59
3	2189	Erik Mølgaard		DEN	02:35:22	00:47:27	00:02:02	01:19:05	00:02:09	00:24:08
4	2197	Steven Rue		GBR	02:40:02	00:49:56	00:01:36	01:19:33	00:01:44	00:26:38
5	2195	Robert Hodgson		GBR	02:41:37	00:49:54	00:01:50	01:19:51	00:01:59	00:27:28
6	2198	Hans Heinz Schumacher		GER	02:42:10	00:51:11	00:02:05	01:19:54	00:02:23	00:26:05
7	2193	Jacky Buron		FRA	02:44:11	00:43:26	00:01:24	01:33:07	00:01:56	00:23:45
8	2199	Pawel Sobczak		POL	03:11:42	00:57:02	00:02:49	01:31:56	00:03:33	00:35:42
	2194	Richard Hardy		GBR	DNS					
	2196	Robert Pearson		GBR	DNS					
	2191	Juan Vicente Izquierdo Rey		ESP	DNS					
	2192	Roberto Llamedo Viña		ESP	DNS					

AG75-79F

RANK	BIB	NAME	TEAM	RESULT	Run	T1	Bike	T2	Run
1	2296	Anne Dockery		03:05:26	00:50:48	00:02:09	01:40:09	00:02:10	00:29:37

Time 10:10
Temp. °C 18.4°C
Humidity 59%
Water ----

AG75-79M

RANK	BIB	NAME	TEAM	RESULT	Run	T1	Bike	T2	Run
1	2201	Raymond O'Grady		02:42:10	00:49:30	00:01:44	01:21:32	00:01:44	00:27:09
2	2203	Hjalmar Schiøtz		02:46:36	00:52:20	00:01:28	01:23:06	00:01:30	00:27:41
3	2200	Mick Anglim		02:59:35	00:55:17	00:02:05	01:28:29	00:02:14	00:30:54
4	2202	Peter Simpson		03:10:53	00:59:16	00:03:18	01:33:05	00:03:19	00:31:15

Time 10:49
Temp. °C 20°C
Humidity 53%
Water ----

AG80-84M

RANK	BIB	NAME	TEAM	RESULT	Run	T1	Bike	T2	Run
1	2204	Vernon Thomas		03:28:04	01:07:29	00:02:53	01:37:33	00:02:53	00:36:30

Time 10:49
Temp. °C 20°C
Humidity 53%
Water ----

AG85-89M

RANK	BIB	NAME	TEAM	RESULT	Run	T1	Bike	T2	Run
1	2205	Gherardo Mercati		03:49:40	01:16:07	00:02:40	01:39:18	00:04:04	00:46:43

Time 10:49
Temp. °C 20°C
Humidity 53%
Water ----

Head Referees: Ana Pessegueiro (POR), Cristina Lopes (POR) | Competition Jury: Carmen Gómez (ESP), Christopher Kitchen (IRL), Sérgio Monteiro (POR) | Technical Delegates: Carmen Gómez (ESP), Eero Raudsepp (EST)

Distance Route: Run (2Lap x 5Km) | Bike (2 Laps x 20Km) | Run (1 Laps 5Km)


#2165 Andrew Jefferies (GBR), #2225 Vicki Truesdale (IRL), #2244 Carla Ribeiro (POR), #2288 Joanne Mckenzie (GBR) served 15sec penalty | #2012 Jacob Seal (GBR), #2181 Paul Haslam (GBR), #2171 Grzegorz Kado (POL), #2160 Paul Dunlop (GBR), #2174 Antonio Perez Gil (ESP) served 2min penalty

generate 16-Jun-2024 15:05






Timing / data processing | Lap2Go Timing Solutions

Duathlo Sprint Cross



Junior Feminino

RANK	BIB	NAME	TEAM	RESULT	Run	T1	Bike	T2	Run	Time	Temp. °C	Humidity	Water
1	111	Giulia Bergamin	 ITA	00:57:00	00:14:47	00:01:04	00:34:12	00:00:59	00:05:40	10:01	17.8°C	85%	----

Junior Masculino

RANK	BIB	NAME	TEAM	RESULT	Run	T1	Bike	T2	Run	Time	Temp. °C	Humidity	Water
1	105	Davide Catalano	 ITA	00:41:41	00:11:56	00:00:50	00:23:01	00:00:49	00:04:54	10:00	17.8°C	85%	----
2	101	Yannis Devoldere	 BEL	00:43:42	00:12:09	00:00:57	00:24:44	00:00:52	00:04:47				
3	103	David Pejdo	 CRO	00:44:02	00:13:30	00:01:09	00:23:19	00:00:51	00:05:00				
4	104	Angelos Vozikis	 GRE	00:46:12	00:13:41	00:01:06	00:24:45	00:00:57	00:05:32				
	102	Lovro Petrlic	 CRO	DSQ									

PTS3 M

RANK	BIB	NAME	TEAM	RESULT	Run	T1	Bike	T2	Run	Time	Temp. °C	Humidity	Water
1	121	Robert Tamirjan	 ROU	00:52:18	00:16:42	00:01:39	00:25:44	00:01:12	00:06:46	10:03	17.8°C	85%	----
2	122	Raul Zambrana Romero	 ESP	01:12:57	00:23:08	00:01:52	00:37:48	00:01:44	00:08:07				

Duathlo Standard Cross

Wave Start - Elite-U23 Men

						Time	Temp. °C	Humidity	Water
						12:00	20.6°C	80%	----
RANK	BIB	NAME	TEAM	RESULT	Run	T1	Bike	T2	Run
1	115	Jose Ignacio Galvez Ponce	ESP	01:28:21	00:22:54	00:00:58	00:50:18	00:00:48	00:13:12
2	6	Fabian Holbach	GER	01:28:31	00:23:23	00:00:52	00:49:56	00:00:46	00:13:21
3	2	Sebastien Carabin	BEL	01:28:57	00:23:04	00:01:00	00:49:59	00:01:05	00:13:36
4	117	Pavol Brejcek	SVK	01:31:25	00:23:31	00:00:58	00:52:31	00:00:43	00:13:29
5	9	Michiel Stockman	BEL	01:32:00	00:23:02	00:01:04	00:53:07	00:01:06	00:13:29
6	4	Federico Spinazzé	ITA	01:32:03	00:24:08	00:00:56	00:51:18	00:00:50	00:14:39
7	116	Matteo De Smet	BEL	01:32:22	00:23:41	00:01:01	00:52:19	00:00:49	00:14:20
8	5	Mario Kosut	SVK	01:32:46	00:23:44	00:01:04	00:52:39	00:00:59	00:14:07
9	3	Joep Staps	NED	01:33:16	00:24:43	00:00:56	00:52:23	00:00:53	00:14:09
10	8	Albion Ymeri	KOS	01:33:59	00:22:58	00:00:56	00:54:47	00:00:59	00:14:06
11	7	Geert Van Kuijk	NED	01:40:30	00:26:03	00:01:14	00:56:26	00:01:00	00:15:34
12	1	Thibaut De Smet	BEL	01:42:54	00:23:07	00:00:53	01:03:54	00:01:10	00:13:38
0	114	Nicolas De Smet	BEL	DNF					

Head Referees: Ehrhardt Petter (GER), Cristina Lopes (POR) | Competition Jury: Eero Raudsepp (EST), Christopher Kitchen (IRL), Sérgio Monteiro (POR) | Tecnical Delegates: Carmen Gómez (ESP), Eero Raudsepp (EST)


Distance Route: Run (2Lap x 3,1Km) | Bike 1Laps x 21,6Km) | Run (1 Laps 4,1Km)

#9 Michiel Stockman (BEL) served in Penalty Box (Equipment T2) - 15seg

generate 18-Jun-2024 18:12

Timing / data processing | Lap2Go Timing Solutions

Wave Start - Elite-U23 Women

RANK	BIB	NAME	TEAM	RESULT	Run	T1	Bike	T2	Run
1	21	Anna Zehnder	 SUI	01:42:41	00:27:06	00:00:58	00:58:14	00:00:46	00:15:25
2	25	Marta Cabello Arias	 ESP	01:43:23	00:26:09	00:00:58	01:00:12	00:00:55	00:14:56
3	26	Lisa Isebaert	 BEL	01:43:43	00:28:03	00:01:05	00:58:41	00:00:50	00:14:50
4	27	Sofiya Pryyma	 UKR	01:44:48	00:27:31	00:01:12	00:59:14	00:00:48	00:15:49
5	24	Morgane Riou	 FRA	01:49:08	00:30:46	00:01:17	00:58:29	00:01:05	00:17:16
6	23	Carina Wasle	 AUT	01:49:54	00:27:33	00:01:15	01:03:26	00:01:05	00:16:22
7	22	Kristina Lapinova	 SVK	01:50:10	00:27:46	00:01:10	01:03:17	00:01:03	00:16:40
8	134	Constance Dusser	 FRA	01:53:02	00:29:53	00:01:19	01:02:53	00:00:52	00:17:53
9	28	Stina Meinicke	 NOR	01:54:10	00:29:36	00:01:22	01:05:02	00:01:16	00:16:40
10	137	Julie Meinicke	 NOR	01:55:04	00:29:57	00:01:12	01:05:12	00:01:00	00:17:29
11	133	Katja Krenn	 AUT	01:56:14	00:31:00	00:01:12	01:04:15	00:00:53	00:18:38
0	136	Kyra Brouwer	 NED	DNF					

Time 12:05
Temp. °C 20.6°C
Humidity 80%
Water ----

Head Referees: Ehrhardt Petter (GER), Cristina Lopes (POR) | Competition Jury: Eero Raudsepp (EST), Christopher Kitchen (IRL), Sérgio Monteiro (POR) | Tecnical Delegates: Carmen Gómez (ESP), Eero Raudsepp (EST)

Distance Route: Run (2Lap x 3,1Km) | Bike 1Laps x 21,6Km) | Run (1 Laps 4,1Km)

#9 Michiel Stockman (BEL) served in Penalty Box (Equipment T2) - 15seg

generate 18-Jun-2024 18:12

Timing / data processing | Lap2Go Timing Solutions

Europe Triathlon Multisport Championships, Coimbra, PT

OFFICIAL RESULT

Wave Start - M18-49					Time	Temp. °C	Humidity	Water	
					14:10	23.4°C	45%	----	
RANK	BIB	NAME	TEAM	RESULT	Run	T1	Bike	T2	Run
1	3006	Miquel Angel Capó Crespi	ESP	01:31:55	00:23:29	00:01:01	00:52:35	00:00:59	00:13:37
2	3019	Nelson Gomes	POR	01:33:45	00:23:40	00:01:01	00:53:28	00:01:00	00:14:22
3	3012	Aleix Sellarés Gonzalez	ESP	01:34:40	00:24:20	00:00:58	00:54:01	00:00:51	00:14:17
4	3091	Petr Cmunt	CZE	01:35:04	00:24:51	00:01:19	00:51:59	00:01:24	00:15:16
5	3023	Rafael Bonilla Torres	ESP	01:36:02	00:26:55	00:01:08	00:51:39	00:00:51	00:15:15
6	3004	Hugo Baluga	POR	01:36:32	00:25:02	00:00:57	00:54:53	00:00:46	00:14:41
7	3027	David Mirfield	GBR	01:36:55	00:26:50	00:01:04	00:51:59	00:00:53	00:15:54
8	3009	Joao Jesus	POR	01:37:47	00:25:24	00:01:07	00:55:23	00:00:49	00:14:52
9	3007	Adrian Miralles Alarcon	ESP	01:37:55	00:24:36	00:01:04	00:56:57	00:00:48	00:14:17
10	3015	Carlos Javega Saura	ESP	01:38:44	00:25:18	00:00:58	00:55:51	00:01:04	00:15:19
11	3003	Nuno André	POR	01:39:13	00:24:39	00:01:07	00:56:55	00:00:48	00:15:29
12	3011	Jorge Rodriguez Gil	ESP	01:39:24	00:25:41	00:00:56	00:55:45	00:00:47	00:16:02
13	3024	Juan Diego Haro Martínez	ESP	01:39:38	00:26:47	00:01:16	00:55:32	00:00:57	00:14:53
14	3034	David Malagon Lopez	ESP	01:39:54	00:27:22	00:01:20	00:53:28	00:00:57	00:16:33
15	3022	Martin Hren	AUT	01:40:11	00:26:34	00:01:04	00:56:13	00:00:50	00:15:14
16	3021	Roger Vicente	POR	01:40:27	00:26:13	00:01:13	00:57:21	00:00:54	00:14:32
17	3013	Roberto Centeio Barata	POR	01:40:51	00:26:55	00:01:08	00:56:11	00:00:49	00:15:34
18	3028	Ben Whitehead	GBR	01:41:02	00:26:51	00:01:16	00:55:39	00:01:03	00:15:57
19	3020	Carlos Silva	POR	01:41:05	00:27:16	00:01:19	00:54:52	00:01:03	00:16:20
20	3030	Rui Gonçalves	POR	01:41:11	00:26:22	00:01:14	00:57:32	00:01:01	00:14:46
21	3001	Arnau Pla Alvarez	ESP	01:41:27	00:27:05	00:01:12	00:55:31	00:00:49	00:16:34
22	3032	Sérgio Santos	POR	01:42:49	00:25:21	00:01:10	00:57:51	00:01:00	00:17:13
23	3016	Cristofer Liviano Fuertes	ESP	01:43:56	00:27:02	00:01:01	00:58:31	00:01:01	00:16:08
24	3005	Joao Inacio	POR	01:46:18	00:27:46	00:01:29	00:58:58	00:01:02	00:16:46
25	3033	Agustín Anguita Hinojosa	ESP	01:47:42	00:28:21	00:01:28	00:59:08	00:01:13	00:17:18
26	3026	Iain McWass	GBR	01:49:08	00:28:40	00:01:36	01:00:30	00:00:55	00:17:12
27	3014	João Pedro Crespo	POR	01:50:30	00:28:52	00:01:28	01:01:37	00:01:11	00:17:07
28	3002	Iker Roca pendon	ESP	01:52:05	00:28:19	00:01:19	01:03:23	00:01:07	00:17:41
29	3038	James Robinson	GBR	01:53:22	00:31:18	00:01:12	01:01:30	00:01:01	00:18:06
30	3037	Matthew Prior	GBR	01:55:34	00:32:26	00:01:46	01:00:37	00:01:20	00:19:08
31	3036	Nigel Leigh	GBR	01:58:03	00:33:02	00:01:33	01:03:16	00:01:07	00:18:49

Head Referees: Ehrhardt Petter (GER), Cristina Lopes (POR) | Competition Jury: Eero Raudsepp (EST), Christopher Kitchen (IRL), Sérgio Monteiro (POR) | Tecnical Delegates: Carmen Gómez (ESP), Eero Raudsepp (EST)

Distance Route: Run (2Lap x 3,1Km) | Bike 1Laps x 21,6Km) | Run (1 Laps 4,1Km)







#9 Michiel Stockman (BEL) served in Penalty Box (Equipment T2) - 15seg

generate 18-Jun-2024 18:12

Timing / data processing | Lap2Go Timing Solutions

Europe Triathlon Multisport Championships, Coimbra, PT

OFFICIAL RESULT

32	3039	Garry Walker		GBR	02:00:04	00:32:30	00:01:41	01:05:28	00:01:12	00:18:58
33	3025	Cyrille Duchesne		FRA	02:05:02	00:31:42	00:01:44	01:07:43	00:01:24	00:22:14
34	3018	David Bowkett		GBR	02:17:53	00:35:52	00:01:57	01:14:40	00:01:54	00:23:14
0	3035	Joaquin Peces Gallego		ESP	DNF					
0	3010	Paulo Martins		POR	DNF					
0	3029	Ruben Barjona		POR	DNF					

Head Referees: Ehrhardt Petter (GER), Cristina Lopes (POR) | Competition Jury: Eero Raudsepp (EST), Christopher Kitchen (IRL), Sérgio Monteiro (POR) | Tecnical Delegates: Carmen Gómez (ESP), Eero Raudsepp (EST)

Distance Route: Run (2Lap x 3,1Km) | Bike 1Laps x 21,6Km) | Run (1 Laps 4,1Km)

#9 Michiel Stockman (BEL) served in Penalty Box (Equipment T2) - 15seg

generate 18-Jun-2024 18:12

Timing / data processing | Lap2Go Timing Solutions

Europe Triathlon Multisport Championships, Coimbra, PT

OFFICIAL RESULT

Wave Start - M50				Time	Temp. °C	Humidity	Water		
				14:13	23.4°C	45%	----		
RANK	BIB	NAME	TEAM	RESULT	Run	T1	Bike	T2	Run
1	3041	Miquel Capo Soler	ESP	01:40:15	00:25:11	00:01:12	00:58:19	00:01:02	00:14:17
2	3051	José Peixoto	POR	01:41:00	00:25:31	00:01:11	00:57:57	00:01:03	00:15:05
3	3049	Michele Bellemo	ITA	01:43:07	00:28:21	00:01:07	00:56:52	00:00:54	00:15:37
4	3059	Antonio Fernando Horta	POR	01:43:35	00:26:37	00:01:16	00:58:57	00:01:03	00:15:29
5	3047	Jason Williams	GBR	01:43:46	00:27:01	00:01:10	00:57:54	00:00:52	00:16:35
6	3055	Keith Evans	GBR	01:43:48	00:26:55	00:01:17	00:58:30	00:00:59	00:15:53
7	3046	Greg Simcock	GBR	01:45:07	00:28:07	00:01:19	00:57:09	00:01:38	00:16:39
8	3042	Manuel Diaz Roman	ESP	01:45:34	00:26:43	00:01:14	00:59:37	00:00:58	00:16:49
9	3070	Massimiliano Donati	ITA	01:47:00	00:29:13	00:01:21	00:57:40	00:01:06	00:17:24
10	3050	Nicola Doria	ITA	01:47:49	00:28:59	00:01:24	00:59:26	00:01:13	00:16:30
11	3058	Alessandro De Cillia	ITA	01:48:28	00:29:30	00:01:08	00:58:54	00:00:52	00:17:48
12	3056	Andrew Stokes	GBR	01:48:54	00:28:59	00:01:36	00:59:43	00:01:01	00:17:20
13	3052	Mário Torrinha	POR	01:49:36	00:28:15	00:01:46	01:01:30	00:01:16	00:16:36
14	3043	Simon Clarke	GBR	01:49:49	00:28:48	00:01:19	01:02:20	00:01:15	00:15:53
15	3040	Victor Teixeira	POR	01:50:05	00:28:12	00:01:17	01:02:21	00:01:15	00:16:46
16	3081	Ranieri Dorella	ITA	01:50:45	00:30:13	00:01:34	00:59:49	00:01:27	00:17:25
17	3064	Luis Miguel Sanchez Garcia	ESP	01:50:52	00:30:19	00:01:24	01:00:45	00:01:10	00:16:58
18	3044	Johnathan Dominguez	GBR	01:51:52	00:29:38	00:01:57	00:59:47	00:01:36	00:18:41
19	3068	Paul Spowage	GBR	01:52:16	00:29:29	00:01:30	01:02:40	00:01:09	00:17:13
20	3061	Lluis Pons I Casals	ESP	01:55:44	00:31:31	00:01:26	01:02:30	00:01:15	00:18:44
21	3062	Santi Ribot Terricabras	ESP	01:58:33	00:32:36	00:01:32	01:03:37	00:01:11	00:19:20
22	3063	Cesareo Romero Jara	ESP	01:59:26	00:32:31	00:01:23	01:04:38	00:01:30	00:19:07
23	3075	Joachim Rathbauer	AUT	02:00:22	00:34:37	00:01:34	01:02:58	00:01:04	00:19:49
24	3067	Kevin Sexton	GBR	02:03:03	00:33:59	00:01:29	01:05:58	00:01:13	00:20:06
25	3069	Christian Ulf-Hansen	GBR	02:03:27	00:34:02	00:01:31	01:06:07	00:01:10	00:20:23
26	3054	Enrique Luis Alvarez Estevez	ESP	02:03:37	00:32:05	00:01:26	01:08:10	00:01:22	00:20:17
27	3077	Mariano Mendez Cabras	ESP	02:04:04	00:32:56	00:01:43	01:07:51	00:01:33	00:19:42
28	3074	Jose Varela	POR	02:05:17	00:33:38	00:01:41	01:08:05	00:01:22	00:20:14
29	3076	Miguel Angel Martinez Alfonso	ESP	02:05:58	00:32:57	00:01:52	01:08:05	00:01:29	00:21:17
30	3053	Peter Kirchberger	AUT	02:06:10	00:31:33	00:01:19	01:12:32	00:01:06	00:19:23
31	3066	Bruce Ferguson	GBR	02:06:47	00:34:30	00:01:52	01:07:26	00:01:16	00:21:25

Head Referees: Ehrhardt Petter (GER), Cristina Lopes (POR) | Competition Jury: Eero Raudsepp (EST), Christopher Kitchen (IRL), Sérgio Monteiro (POR) | Tecnical Delegates: Carmen Gómez (ESP), Eero Raudsepp (EST)

Distance Route: Run (2Lap x 3,1Km) | Bike 1Laps x 21,6Km) | Run (1 Laps 4,1Km)

#9 Michiel Stockman (BEL) served in Penalty Box (Equipment T2) - 15seg

generate 18-Jun-2024 18:12

Timing / data processing | Lap2Go Timing Solutions

Europe Triathlon Multisport Championships, Coimbra, PT

OFFICIAL RESULT

32	3073	Joao Rodrigues		POR	02:10:47	00:35:25	00:01:46	01:10:29	00:01:39	00:21:08
33	3060	Renato Inácio		POR	02:11:15	00:36:13	00:02:10	01:08:03	00:01:54	00:22:34
34	3045	Simon Marks		GBR	02:13:11	00:34:57	00:01:42	01:13:09	00:01:35	00:21:32
35	3084	Roberto Llamedo Viña		ESP	02:21:26	00:36:03	00:01:49	01:18:36	00:01:29	00:23:08
36	3079	William Reed		GBR	02:21:47	00:38:00	00:01:39	01:19:46	00:01:14	00:20:48
37	3086	Colin Hunt		GBR	02:26:00	00:39:50	00:01:23	01:20:28	00:01:05	00:22:53
38	3088	Mick Anglim		GBR	02:27:25	00:39:57	00:01:51	01:19:22	00:01:56	00:24:00
39	3085	Richard Hardy		GBR	02:30:16	00:42:06	00:01:46	01:19:10	00:01:16	00:25:36
40	3072	Joaquim Figueiredo		POR	02:31:15	00:41:25	00:01:56	01:23:07	00:01:18	00:23:08
41	3083	Jose Chicano Quero		ESP	02:54:52	00:46:12	00:02:11	01:36:32	00:01:56	00:27:39
42	3089	Steffen-Luis Neuendorff		GER	03:09:02	00:54:41	00:03:13	01:35:43	00:02:35	00:32:20
43	3087	Anton Hergouth		AUT	03:12:29	00:59:24	00:02:36	01:25:09	00:03:26	00:41:25
44	3090	Gherardo Mercati		ITA	03:13:33	00:55:13	00:02:19	01:38:27	00:01:53	00:35:11
45	3071	Francisco Manuel Bexiga		POR	03:28:34	00:52:17	00:02:12	02:01:39	00:02:04	00:30:05

Head Referees: Ehrhardt Petter (GER), Cristina Lopes (POR) | Competition Jury: Eero Raudsepp (EST), Christopher Kitchen (IRL), Sérgio Monteiro (POR) | Tecnical Delegates: Carmen Gómez (ESP), Eero Raudsepp (EST)

Distance Route: Run (2Lap x 3,1Km) | Bike 1Laps x 21,6Km) | Run (1 Laps 4,1Km)

#9 Michiel Stockman (BEL) served in Penalty Box (Equipment T2) - 15seg

generate 18-Jun-2024 18:12

Timing / data processing | Lap2Go Timing Solutions

Europe Triathlon Multisport Championships, Coimbra, PT

OFFICIAL RESULT

Wave Start - Womens				Time	Temp. °C	Humidity	Water		
				14:16	23.4°C	45%	----		
RANK	BIB	NAME	TEAM	RESULT	Run	T1	Bike	T2	Run
1	3112	Filomena Gomes	POR	01:59:59	00:32:28	00:01:29	01:05:03	00:01:19	00:19:24
2	3109	Kirsten Eastwood	GBR	02:01:23	00:34:33	00:01:40	01:04:40	00:01:14	00:18:59
3	3111	Katrina Lomas	GBR	02:02:52	00:31:59	00:01:27	01:08:52	00:01:21	00:18:55
4	3117	Angela Joiner-Handy	GBR	02:03:11	00:32:02	00:01:17	01:09:04	00:01:00	00:19:30
5	3103	Brigitte Cardoso	POR	02:04:12	00:31:49	00:01:28	01:10:01	00:01:14	00:19:23
6	3104	Petra Hren	AUT	02:06:21	00:34:18	00:01:35	01:09:13	00:01:09	00:19:49
7	3106	Emma Town	GBR	02:08:37	00:33:12	00:01:32	01:13:56	00:01:10	00:18:31
8	3102	Samantha Taylor	GBR	02:09:41	00:36:15	00:01:28	01:10:23	00:01:05	00:20:11
9	3108	Susana Pontes	POR	02:10:07	00:34:57	00:01:28	01:11:27	00:00:58	00:20:57
10	3105	Samantha Sinclair	GBR	02:10:37	00:33:56	00:01:40	01:13:26	00:01:07	00:20:14
11	3099	Núria Andrés Bonnin	ESP	02:10:45	00:31:51	00:01:31	01:16:29	00:00:58	00:19:38
12	3114	M ^a Belén Lemat Cabral	ESP	02:15:00	00:36:13	00:01:37	01:15:00	00:01:14	00:20:37
13	3118	Edyta Jakubowska-Olech	POL	02:15:56	00:37:49	00:01:58	01:10:54	00:01:46	00:23:11
14	3107	Stefanie Annika Wasmundt	GER	02:16:44	00:37:46	00:01:54	01:13:19	00:01:34	00:21:53
15	3122	Maria Vittoria Marocco	ITA	02:16:48	00:37:19	00:01:25	01:15:08	00:01:14	00:21:21
16	3119	Sabine Greipel	AUT	02:17:07	00:38:03	00:01:42	01:13:43	00:01:40	00:21:41
17	3101	Lucy Crookston	GBR	02:20:04	00:38:20	00:01:38	01:16:33	00:01:07	00:22:05
18	3120	Helen Woodman	GBR	02:28:17	00:39:55	00:01:54	01:18:22	00:01:32	00:26:15
19	3116	Christina Dove	GBR	02:28:26	00:39:03	00:01:50	01:23:50	00:01:22	00:22:03
20	3100	Marta Dolores	POR	02:28:42	00:36:57	00:01:40	01:26:11	00:01:11	00:22:24
21	3115	Jill Bunyan	GBR	02:36:29	00:43:30	00:02:11	01:22:13	00:01:49	00:26:24
22	3113	Kate Taylor	POR	02:49:04	00:47:14	00:02:14	01:30:11	00:01:32	00:27:33
23	3121	Marianne Hergouth	AUT	02:52:14	00:46:02	00:02:12	01:32:07	00:02:12	00:29:18
24	3110	Dawn Haynes Sewell	GBR	03:02:25	00:48:15	00:01:54	01:38:46	00:01:18	00:31:49
25	3098	Inês Silva	POR	03:04:45	00:50:43	00:02:47	01:34:23	00:03:29	00:33:02

Head Referees: Ehrhardt Petter (GER), Cristina Lopes (POR) | Competition Jury: Eero Raudsepp (EST), Christopher Kitchen (IRL), Sérgio Monteiro (POR) | Tecnical Delegates: Carmen Gómez (ESP), Eero Raudsepp (EST)

Distance Route: Run (2Lap x 3,1Km) | Bike 1Laps x 21,6Km) | Run (1 Laps 4,1Km)

#9 Michiel Stockman (BEL) served in Penalty Box (Equipment T2) - 15seg

generate 18-Jun-2024 18:12

Timing / data processing | Lap2Go Timing Solutions

Duathlo Standard Cross

AG20-24M

RANK	BIB	NAME	TEAM	RESULT	Run	T1	Bike	T2	Run	Time	Temp. °C	Humidity	Water
1	3001	Arnau Pla Alvarez	ESP	01:41:27	00:27:05	00:01:12	00:55:31	00:00:49	00:16:34	14:10	23.4°C	45%	----
2	3002	Iker Roca pendon	ESP	01:52:05	00:28:19	00:01:19	01:03:23	00:01:07	00:17:41				

AG25-29M

RANK	BIB	NAME	TEAM	RESULT	Run	T1	Bike	T2	Run	Time	Temp. °C	Humidity	Water
1	3006	Miquel Angel Capó Crespí	ESP	01:31:55	00:23:29	00:01:01	00:52:35	00:00:59	00:13:37	14:10	23.4°C	45%	----
2	3091	Petr Cmunt	CZE	01:35:04	00:24:51	00:01:19	00:51:59	00:01:24	00:15:16				
3	3004	Hugo Baluga	POR	01:36:32	00:25:02	00:00:57	00:54:53	00:00:46	00:14:41				
4	3007	Adrian Miralles Alarcon	ESP	01:37:55	00:24:36	00:01:04	00:56:57	00:00:48	00:14:17				
5	3003	Nuno André	POR	01:39:13	00:24:39	00:01:07	00:56:55	00:00:48	00:15:29				
6	3005	Joao Inacio	POR	01:46:18	00:27:46	00:01:29	00:58:58	00:01:02	00:16:46				

AG30-34F

RANK	BIB	NAME	TEAM	RESULT	Run	T1	Bike	T2	Run	Time	Temp. °C	Humidity	Water
1	3099	Núria Andrés Bonnin	ESP	02:10:45	00:31:51	00:01:31	01:16:29	00:00:58	00:19:38	14:16	23.4°C	45%	----
2	3098	Inês Silva	POR	03:04:45	00:50:43	00:02:47	01:34:23	00:03:29	00:33:02				

AG30-34M

RANK	BIB	NAME	TEAM	RESULT	Run	T1	Bike	T2	Run	Time	Temp. °C	Humidity	Water
1	3012	Aleix Sellarés Gonzalez	ESP	01:34:40	00:24:20	00:00:58	00:54:01	00:00:51	00:14:17	14:10	23.4°C	45%	----
2	3009	Joao Jesus	POR	01:37:47	00:25:24	00:01:07	00:55:23	00:00:49	00:14:52				
3	3011	Jorge Rodriguez Gil	ESP	01:39:24	00:25:41	00:00:56	00:55:45	00:00:47	00:16:02				
	3010	Paulo Martins	POR	DNF									






AG35-39F

RANK	BIB	NAME	TEAM	RESULT	Run	T1	Bike	T2	Run	Time	Temp. °C	Humidity	Water
1	3102	Samantha Taylor	GBR	02:09:41	00:36:15	00:01:28	01:10:23	00:01:05	00:20:11	14:16	23.4°C	45%	----
2	3101	Lucy Crookston	GBR	02:20:04	00:38:20	00:01:38	01:16:33	00:01:07	00:22:05				
3	3100	Marta Dolores	POR	02:28:42	00:36:57	00:01:40	01:26:11	00:01:11	00:22:24				





Europe Triathlon Multisport Championships, Coimbra, PT

OFFICIAL RESULT











AG35-39M

RANK	BIB	NAME	TEAM	RESULT	Run	T1	Bike	T2	Run	Time	Temp. °C	Humidity	Water
1	3015	Carlos Javega Saura	 ESP	01:38:44	00:25:18	00:00:58	00:55:51	00:01:04	00:15:19	14:10	23.4°C	45%	----
2	3013	Roberto Centeio Barata	 POR	01:40:51	00:26:55	00:01:08	00:56:11	00:00:49	00:15:34				
3	3016	Cristofer Liviano Fuertes	 ESP	01:43:56	00:27:02	00:01:01	00:58:31	00:01:01	00:16:08				
4	3014	João Pedro Crespo	 POR	01:50:30	00:28:52	00:01:28	01:01:37	00:01:11	00:17:07				
5	3018	David Bowkett	 GBR	02:17:53	00:35:52	00:01:57	01:14:40	00:01:54	00:23:14				


AG40-44F

RANK	BIB	NAME	TEAM	RESULT	Run	T1	Bike	T2	Run	Time	Temp. °C	Humidity	Water
1	3103	Brigitte Cardoso	 POR	02:04:12	00:31:49	00:01:28	01:10:01	00:01:14	00:19:23	14:16	23.4°C	45%	----
2	3104	Petra Hren	 AUT	02:06:21	00:34:18	00:01:35	01:09:13	00:01:09	00:19:49				
3	3106	Emma Town	 GBR	02:08:37	00:33:12	00:01:32	01:13:56	00:01:10	00:18:31				
4	3105	Samantha Sinclair	 GBR	02:10:37	00:33:56	00:01:40	01:13:26	00:01:07	00:20:14				

AG40-44M

RANK	BIB	NAME	TEAM	RESULT	Run	T1	Bike	T2	Run	Time	Temp. °C	Humidity	Water
1	3019	Nelson Gomes	 POR	01:33:45	00:23:40	00:01:01	00:53:28	00:01:00	00:14:22	14:10	23.4°C	45%	----
2	3023	Rafael Bonilla Torres	 ESP	01:36:02	00:26:55	00:01:08	00:51:39	00:00:51	00:15:15				
3	3027	David Mirfield	 GBR	01:36:55	00:26:50	00:01:04	00:51:59	00:00:53	00:15:54				
4	3024	Juan Diego Haro Martínez	 ESP	01:39:38	00:26:47	00:01:16	00:55:32	00:00:57	00:14:53				
5	3022	Martin Hren	 AUT	01:40:11	00:26:34	00:01:04	00:56:13	00:00:50	00:15:14				
6	3021	Roger Vicente	 POR	01:40:27	00:26:13	00:01:13	00:57:21	00:00:54	00:14:32				
7	3028	Ben Whitehead	 GBR	01:41:02	00:26:51	00:01:16	00:55:39	00:01:03	00:15:57				
8	3020	Carlos Silva	 POR	01:41:05	00:27:16	00:01:19	00:54:52	00:01:03	00:16:20				
9	3026	Iain McWass	 GBR	01:49:08	00:28:40	00:01:36	01:00:30	00:00:55	00:17:12				
10	3025	Cyrille Duchesne	 FRA	02:05:02	00:31:42	00:01:44	01:07:43	00:01:24	00:22:14				

AG45-49F

RANK	BIB	NAME	TEAM	RESULT	Run	T1	Bike	T2	Run	Time	Temp. °C	Humidity	Water
1	3107	Stefanie Annika Wasmundt	 GER	02:16:44	00:37:46	00:01:54	01:13:19	00:01:34	00:21:53	14:16	23.4°C	45%	----

Europe Triathlon Multisport Championships, Coimbra, PT

OFFICIAL RESULT

AG45-49M

RANK	BIB	NAME	TEAM	RESULT	Run	T1	Bike	T2	Run	Time	Temp. °C	Humidity	Water
1	3034	David Malagon Lopez	ESP	01:39:54	00:27:22	00:01:20	00:53:28	00:00:57	00:16:33	14:10	23.4°C	45%	----
2	3030	Rui Gonçalves	POR	01:41:11	00:26:22	00:01:14	00:57:32	00:01:01	00:14:46				
3	3032	Sérgio Santos	POR	01:42:49	00:25:21	00:01:10	00:57:51	00:01:00	00:17:13				
4	3033	Agustín Anguita Hinojosa	ESP	01:47:42	00:28:21	00:01:28	00:59:08	00:01:13	00:17:18				
5	3038	James Robinson	GBR	01:53:22	00:31:18	00:01:12	01:01:30	00:01:01	00:18:06				
6	3037	Matthew Prior	GBR	01:55:34	00:32:26	00:01:46	01:00:37	00:01:20	00:19:08				
7	3036	Nigel Leigh	GBR	01:58:03	00:33:02	00:01:33	01:03:16	00:01:07	00:18:49				
8	3039	Garry Walker	GBR	02:00:04	00:32:30	00:01:41	01:05:28	00:01:12	00:18:58				
	3035	Joaquin Peces Gallego	ESP	DNF									
	3029	Ruben Barjona	POR	DNF									

AG50-54F

RANK	BIB	NAME	TEAM	RESULT	Run	T1	Bike	T2	Run	Time	Temp. °C	Humidity	Water
1	3109	Kirsten Eastwood	GBR	02:01:23	00:34:33	00:01:40	01:04:40	00:01:14	00:18:59	14:16	23.4°C	45%	----
2	3111	Katrina Lomas	GBR	02:02:52	00:31:59	00:01:27	01:08:52	00:01:21	00:18:55				
3	3108	Susana Pontes	POR	02:10:07	00:34:57	00:01:28	01:11:27	00:00:58	00:20:57				
4	3110	Dawn Haynes Sewell	GBR	03:02:25	00:48:15	00:01:54	01:38:46	00:01:18	00:31:49				

AG50-54M

RANK	BIB	NAME	TEAM	RESULT	Run	T1	Bike	T2	Run	Time	Temp. °C	Humidity	Water
1	3041	Miquel Capo Soler	ESP	01:40:15	00:25:11	00:01:12	00:58:19	00:01:02	00:14:17	14:13	23.4°C	45%	----
2	3049	Michele Bellemo	ITA	01:43:07	00:28:21	00:01:07	00:56:52	00:00:54	00:15:37				
3	3047	Jason Williams	GBR	01:43:46	00:27:01	00:01:10	00:57:54	00:00:52	00:16:35				
4	3046	Greg Simcock	GBR	01:45:07	00:28:07	00:01:19	00:57:09	00:01:38	00:16:39				
5	3042	Manuel Diaz Roman	ESP	01:45:34	00:26:43	00:01:14	00:59:37	00:00:58	00:16:49				
6	3050	Nicola Doria	ITA	01:47:49	00:28:59	00:01:24	00:59:26	00:01:13	00:16:30				
7	3043	Simon Clarke	GBR	01:49:49	00:28:48	00:01:19	01:02:20	00:01:15	00:15:53				
8	3040	Victor Teixeira	POR	01:50:05	00:28:12	00:01:17	01:02:21	00:01:15	00:16:46				
9	3044	Johnathan Dominguez	GBR	01:51:52	00:29:38	00:01:57	00:59:47	00:01:36	00:18:41				
10	3045	Simon Marks	GBR	02:13:11	00:34:57	00:01:42	01:13:09	00:01:35	00:21:32				

Europe Triathlon Multisport Championships, Coimbra, PT

OFFICIAL RESULT

						Time	Temp. °C	Humidity	Water
AG55-59F						14:16	23.4°C	45%	----
RANK	BIB	NAME	TEAM	RESULT	Run	T1	Bike	T2	Run
1	3112	Filomena Gomes	POR	01:59:59	00:32:28	00:01:29	01:05:03	00:01:19	00:19:24
2	3117	Angela Joiner-Handy	GBR	02:03:11	00:32:02	00:01:17	01:09:04	00:01:00	00:19:30
3	3114	Mª Belén Lemat Cabral	ESP	02:15:00	00:36:13	00:01:37	01:15:00	00:01:14	00:20:37
4	3118	Edyta Jakubowska-Olech	POL	02:15:56	00:37:49	00:01:58	01:10:54	00:01:46	00:23:11
5	3116	Christina Dove	GBR	02:28:26	00:39:03	00:01:50	01:23:50	00:01:22	00:22:03
6	3115	Jill Bunyan	GBR	02:36:29	00:43:30	00:02:11	01:22:13	00:01:49	00:26:24
7	3113	Kate Taylor	POR	02:49:04	00:47:14	00:02:14	01:30:11	00:01:32	00:27:33






						Time	Temp. °C	Humidity	Water
AG55-59M						14:13	23.4°C	45%	----
RANK	BIB	NAME	TEAM	RESULT	Run	T1	Bike	T2	Run
1	3051	José Peixoto	POR	01:41:00	00:25:31	00:01:11	00:57:57	00:01:03	00:15:05
2	3055	Keith Evans	GBR	01:43:48	00:26:55	00:01:17	00:58:30	00:00:59	00:15:53
3	3058	Alessandro De Cillia	ITA	01:48:28	00:29:30	00:01:08	00:58:54	00:00:52	00:17:48
4	3056	Andrew Stokes	GBR	01:48:54	00:28:59	00:01:36	00:59:43	00:01:01	00:17:20
5	3052	Mário Torrinha	POR	01:49:36	00:28:15	00:01:46	01:01:30	00:01:16	00:16:36
6	3054	Enrique Luis Alvarez Estevez	ESP	02:03:37	00:32:05	00:01:26	01:08:10	00:01:22	00:20:17
7	3053	Peter Kirchberger	AUT	02:06:10	00:31:33	00:01:19	01:12:32	00:01:06	00:19:23

						Time	Temp. °C	Humidity	Water
AG60-64F						14:16	23.4°C	45%	----
RANK	BIB	NAME	TEAM	RESULT	Run	T1	Bike	T2	Run
1	3119	Sabine Greipel	AUT	02:17:07	00:38:03	00:01:42	01:13:43	00:01:40	00:21:41
2	3120	Helen Woodman	GBR	02:28:17	00:39:55	00:01:54	01:18:22	00:01:32	00:26:15



						Time	Temp. °C	Humidity	Water
AG60-64M						14:13	23.4°C	45%	----
RANK	BIB	NAME	TEAM	RESULT	Run	T1	Bike	T2	Run
1	3059	Antonio Fernando Horta	POR	01:43:35	00:26:37	00:01:16	00:58:57	00:01:03	00:15:29
2	3070	Massimiliano Donati	ITA	01:47:00	00:29:13	00:01:21	00:57:40	00:01:06	00:17:24
3	3064	Luis Miguel Sanchez Garcia	ESP	01:50:52	00:30:19	00:01:24	01:00:45	00:01:10	00:16:58
4	3068	Paul Spowage	GBR	01:52:16	00:29:29	00:01:30	01:02:40	00:01:09	00:17:13
5	3061	Lluis Pons I Casals	ESP	01:55:44	00:31:31	00:01:26	01:02:30	00:01:15	00:18:44
6	3062	Santi Ribot Terricabras	ESP	01:58:33	00:32:36	00:01:32	01:03:37	00:01:11	00:19:20

Europe Triathlon Multisport Championships, Coimbra, PT










OFFICIAL RESULT

7	3063	Cesareo Romero Jara		ESP	01:59:26	00:32:31	00:01:23	01:04:38	00:01:30	00:19:07
8	3067	Kevin Sexton		GBR	02:03:03	00:33:59	00:01:29	01:05:58	00:01:13	00:20:06
9	3069	Christian Ulf-Hansen		GBR	02:03:27	00:34:02	00:01:31	01:06:07	00:01:10	00:20:23
10	3066	Bruce Ferguson		GBR	02:06:47	00:34:30	00:01:52	01:07:26	00:01:16	00:21:25
11	3060	Renato Inácio		POR	02:11:15	00:36:13	00:02:10	01:08:03	00:01:54	00:22:34





AG65-69F

RANK	BIB	NAME	TEAM	RESULT	Run	T1	Bike	T2	Run	
1	3122	Maria Vittoria Marocco		ITA	02:16:48	00:37:19	00:01:25	01:15:08	00:01:14	00:21:21
2	3121	Marianne Hergouth		AUT	02:52:14	00:46:02	00:02:12	01:32:07	00:02:12	00:29:18



AG65-69M

RANK	BIB	NAME	TEAM	RESULT	Run	T1	Bike	T2	Run	
1	3081	Ranieri Dorella		ITA	01:50:45	00:30:13	00:01:34	00:59:49	00:01:27	00:17:25
2	3075	Joachim Rathbauer		AUT	02:00:22	00:34:37	00:01:34	01:02:58	00:01:04	00:19:49
3	3077	Mariano Mendez Cabras		ESP	02:04:04	00:32:56	00:01:43	01:07:51	00:01:33	00:19:42
4	3074	Jose Varela		POR	02:05:17	00:33:38	00:01:41	01:08:05	00:01:22	00:20:14
5	3076	Miguel Angel Martinez Alfonso		ESP	02:05:58	00:32:57	00:01:52	01:08:05	00:01:29	00:21:17
6	3073	Joao Rodrigues		POR	02:10:47	00:35:25	00:01:46	01:10:29	00:01:39	00:21:08
7	3079	William Reed		GBR	02:21:47	00:38:00	00:01:39	01:19:46	00:01:14	00:20:48
8	3072	Joaquim Figueiredo		POR	02:31:15	00:41:25	00:01:56	01:23:07	00:01:18	00:23:08
9	3071	Francisco Manuel Bexiga		POR	03:28:34	00:52:17	00:02:12	02:01:39	00:02:04	00:30:05

AG70-74M

RANK	BIB	NAME	TEAM	RESULT	Run	T1	Bike	T2	Run	
1	3084	Roberto Llamedo Viña		ESP	02:21:26	00:36:03	00:01:49	01:18:36	00:01:29	00:23:08
2	3086	Colin Hunt		GBR	02:26:00	00:39:50	00:01:23	01:20:28	00:01:05	00:22:53
3	3085	Richard Hardy		GBR	02:30:16	00:42:06	00:01:46	01:19:10	00:01:16	00:25:36
4	3083	Jose Chicano Quero		ESP	02:54:52	00:46:12	00:02:11	01:36:32	00:01:56	00:27:39

AG75-79M

RANK	BIB	NAME	TEAM	RESULT	Run	T1	Bike	T2	Run	
1	3088	Mick Anglim		GBR	02:27:25	00:39:57	00:01:51	01:19:22	00:01:56	00:24:00
2	3087	Anton Hergouth		AUT	03:12:29	00:59:24	00:02:36	01:25:09	00:03:26	00:41:25

generate 18-Jun-2024 18:11

Timing / data processing | Lap2Go Timing Solutions

Europe Triathlon Multisport Championships, Coimbra, PT

OFFICIAL RESULT

										Time	Temp. °C	Humidity	Water
AG80-84M										14:13	23.4°C	45%	----
RANK	BIB	NAME	TEAM	RESULT	Run	T1	Bike	T2	Run				
1	3089	Steffen-Luis Neuendorff	GER	03:09:02	00:54:41	00:03:13	01:35:43	00:02:35	00:32:20				

										Time	Temp. °C	Humidity	Water
AG85-89M										14:13	23.4°C	45%	----
RANK	BIB	NAME	TEAM	RESULT	Run	T1	Bike	T2	Run				
1	3090	Gherardo Mercati	ITA	03:13:33	00:55:13	00:02:19	01:38:27	00:01:53	00:35:11				





										Time	Temp. °C	Humidity	Water
Elite Feminino										12:05	20.6°C	80%	----
RANK	BIB	NAME	TEAM	RESULT	Run	T1	Bike	T2	Run				
1	21	Anna Zehnder	SUI	01:42:41	00:27:06	00:00:58	00:58:14	00:00:46	00:15:25				
2	25	Marta Cabello Arias	ESP	01:43:23	00:26:09	00:00:58	01:00:12	00:00:55	00:14:56				
3	26	Lisa Isebaert	BEL	01:43:43	00:28:03	00:01:05	00:58:41	00:00:50	00:14:50				
4	27	Sofiya Pryyma	UKR	01:44:48	00:27:31	00:01:12	00:59:14	00:00:48	00:15:49				
5	24	Morgane Riou	FRA	01:49:08	00:30:46	00:01:17	00:58:29	00:01:05	00:17:16				
6	23	Carina Wasle	AUT	01:49:54	00:27:33	00:01:15	01:03:26	00:01:05	00:16:22				
7	22	Kristina Lapinova	SVK	01:50:10	00:27:46	00:01:10	01:03:17	00:01:03	00:16:40				
8	28	Stina Meinicke	NOR	01:54:10	00:29:36	00:01:22	01:05:02	00:01:16	00:16:40				

										Time	Temp. °C	Humidity	Water
Elite Masculino										12:00	20.6°C	80%	----
RANK	BIB	NAME	TEAM	RESULT	Run	T1	Bike	T2	Run				
1	6	Fabian Holbach	GER	01:28:31	00:23:23	00:00:52	00:49:56	00:00:46	00:13:21				
2	2	Sebastien Carabin	BEL	01:28:57	00:23:04	00:01:00	00:49:59	00:01:05	00:13:36				
3	9	Michiel Stockman	BEL	01:32:00	00:23:02	00:01:04	00:53:07	00:01:06	00:13:29				
4	4	Federico Spinazzé	ITA	01:32:03	00:24:08	00:00:56	00:51:18	00:00:50	00:14:39				
5	5	Mario Kosut	SVK	01:32:46	00:23:44	00:01:04	00:52:39	00:00:59	00:14:07				
6	3	Joep Staps	NED	01:33:16	00:24:43	00:00:56	00:52:23	00:00:53	00:14:09				
7	8	Albion Ymeri	KOS	01:33:59	00:22:58	00:00:56	00:54:47	00:00:59	00:14:06				
8	7	Geert Van Kuijk	NED	01:40:30	00:26:03	00:01:14	00:56:26	00:01:00	00:15:34				
9	1	Thibaut De Smet	BEL	01:42:54	00:23:07	00:00:53	01:03:54	00:01:10	00:13:38				

Europe Triathlon Multisport Championships, Coimbra, PT





OFFICIAL RESULT

Sub 23 Feminino

RANK	BIB	NAME	TEAM	RESULT	Run	T1	Bike	T2	Run
1	134	Constance Dusser	 FRA	01:53:02	00:29:53	00:01:19	01:02:53	00:00:52	00:17:53
2	137	Julie Meinicke	 NOR	01:55:04	00:29:57	00:01:12	01:05:12	00:01:00	00:17:29
3	133	Katja Krenn	 AUT	01:56:14	00:31:00	00:01:12	01:04:15	00:00:53	00:18:38
	136	Kyra Brouwer	 NED	DNF					

Time 12:05
Temp. °C 20.6°C
Humidity 80%
Water ----

Sub 23 Masculino

RANK	BIB	NAME	TEAM	RESULT	Run	T1	Bike	T2	Run
1	115	Jose Ignacio Galvez Ponce	 ESP	01:28:21	00:22:54	00:00:58	00:50:18	00:00:48	00:13:12
2	117	Pavol Brejcek	 SVK	01:31:25	00:23:31	00:00:58	00:52:31	00:00:43	00:13:29
3	116	Matteo De Smet	 BEL	01:32:22	00:23:41	00:01:01	00:52:19	00:00:49	00:14:20
	114	Nicolas De Smet	 BEL	DNF					

Time 12:00
Temp. °C 20.6°C
Humidity 80%
Water ----

Triatlo Standard Cross

Wetsuit Allowed

Wave Start - Elite-U23 Men

Time 11:00
Temp. °C 20°C
Humidity 68%
Water 19°C

RANK	BIB	NAME	TEAM	RESULT	Swim	T1	Bike	T2	Run
1	4	Kevin Tarek Viñuela Gonzalez	 ESP	01:31:24	00:14:22	00:01:26	00:48:55	00:00:29	00:26:12
2	3	Federico Spinazzé	 ITA	01:31:38	00:15:17	00:01:19	00:47:58	00:00:42	00:26:21
3	214	Jules Dumas	 FRA	01:31:53	00:15:12	00:01:24	00:48:18	00:00:33	00:26:25
4	8	Ruben Ruzafa Cueto	 ESP	01:32:09	00:16:16	00:01:37	00:48:23	00:00:32	00:25:20
5	211	Lucas Goené	 NED	01:33:09	00:15:15	00:01:26	00:48:55	00:00:34	00:26:57
6	217	Peter Rojtas	 SVK	01:33:17	00:14:41	00:01:35	00:49:43	00:00:36	00:26:41
7	1	Michele Bonacina	 ITA	01:33:20	00:15:09	00:01:21	00:50:23	00:00:28	00:25:59
8	216	Alexandre Gleyze	 FRA	01:35:46	00:15:59	00:01:34	00:50:49	00:00:37	00:26:46
9	7	Rory Strachan	 GBR	01:37:05	00:14:52	00:01:33	00:51:36	00:00:42	00:28:22
10	2	Daniel Kraviansky	 SVK	01:37:39	00:17:12	00:01:32	00:51:10	00:00:38	00:27:06
11	6	Hugo Jan Bosscher	 NED	01:38:29	00:15:14	00:01:31	00:52:11	00:00:32	00:29:01
12	212	Hugo Bourjon	 FRA	01:40:16	00:17:35	00:01:27	00:51:51	00:00:36	00:28:47
13	5	Boris Janata	 SVK	01:47:04	00:17:54	00:01:43	00:55:06	00:00:58	00:31:22
0	215	Jesper Boets	 NED	DNF	00:17:10	00:01:43	01:08:08		

Europe Triathlon Multisport Championships, Coimbra, PT

OFFICIAL RESULT

Wave Start - Elite-U23 Women					Time	Temp. °C	Humidity	Water	
					11:05	20°C	68%	19°C	
RANK	BIB	NAME	TEAM	RESULT	Swim	T1	Bike	T2	Run
1	26	Marina Muñoz Hernando	ESP	01:44:49	00:17:16	00:01:29	00:56:16	00:00:30	00:29:16
2	22	Anna Zehnder	SUI	01:46:44	00:18:07	00:01:24	00:56:57	00:00:33	00:29:43
3	247	Solène Marnoni	FRA	01:48:02	00:19:20	00:01:41	00:55:31	00:00:40	00:30:50
4	25	Carina Wasle	AUT	01:50:51	00:19:30	00:01:41	00:57:29	00:00:42	00:31:28
5	241	Romy Spoelder	NED	01:51:10	00:18:06	00:01:39	00:59:02	00:00:36	00:31:45
6	29	Kerri-Ann Upham	GBR	01:52:20	00:19:23	00:01:44	00:57:40	00:00:40	00:32:52
7	243	Margareta Bicanova	SVK	01:53:07	00:17:16	00:01:52	01:01:56	00:00:52	00:31:10
8	31	Morgane Riou	FRA	01:53:25	00:21:27	00:01:50	00:55:24	00:00:44	00:33:59
9	245	Katja Krenn	AUT	01:54:41	00:19:25	00:01:49	00:58:48	00:00:33	00:34:06
10	23	Stepanka Bisova	CZE	01:55:55	00:21:23	00:02:14	00:59:25	00:00:40	00:32:12
11	30	Pauline Vie	FRA	02:00:16	00:21:11	00:01:36	01:00:45	00:00:42	00:35:59
12	27	Astrid Tardy	FRA	02:01:50	00:20:03	00:01:57	01:05:26	00:00:51	00:33:32
13	28	Stina Meinicke	NOR	02:05:43	00:26:32	00:01:54	01:03:45	00:00:54	00:32:36
14	246	Constance Dusser	FRA	02:09:57	00:21:21	00:02:01	01:08:01	00:00:41	00:37:52
0	21	Marta Menditto	ITA	DNS					
0	244	Noemi Bogiatto	ITA	DNS					

Europe Triathlon Multisport Championships, Coimbra, PT

OFFICIAL RESULT

Wave Start - M18-39				Time	Temp. °C	Humidity	Water		
				13:10	20.6°C	51%	19°C		
RANK	BIB	NAME	TEAM	RESULT	Swim	T1	Bike	T2	Run
1	4012	Thibault Gire	FRA	01:37:58	00:18:36	00:01:31	00:49:35	00:00:32	00:27:43
2	4016	Alejandro Pareja Villar	ESP	01:39:26	00:16:00	00:01:50	00:50:56	00:00:47	00:29:52
3	4007	Hugo Baluga	POR	01:39:48	00:18:41	00:01:27	00:50:47	00:00:39	00:28:14
4	4003	Pablo Fernandez Palma	ESP	01:42:16	00:16:57	00:01:53	00:53:59	00:00:37	00:28:50
5	4027	Jeremie Drugeot	FRA	01:42:41	00:18:45	00:01:57	00:51:49	00:00:52	00:29:17
6	4001	Gerard Rodriguez Viladrich	ESP	01:42:58	00:17:57	00:01:42	00:52:09	00:00:48	00:30:22
7	4010	Petr Cmunt	CZE	01:43:49	00:22:06	00:02:12	00:49:42	00:00:55	00:28:52
8	4017	Aleix Sellarés Gonzalez	ESP	01:44:38	00:21:44	00:02:29	00:51:06	00:00:42	00:28:37
9	4026	Adrien Dransart	FRA	01:45:05	00:18:15	00:02:13	00:53:54	00:00:35	00:30:08
10	4015	Joao Jesus	POR	01:45:38	00:21:03	00:01:56	00:53:24	00:00:45	00:28:30
11	4011	Enrique Terol Perez	ESP	01:46:21	00:17:08	00:02:00	00:52:32	00:00:37	00:34:04
12	4005	Elian Olasagasti	FRA	01:47:17	00:16:06	00:02:02	00:56:38	00:00:52	00:31:40
13	4009	Joao Inacio	POR	01:48:09	00:20:10	00:03:01	00:54:21	00:00:36	00:29:59
14	4013	Jacob Keast	GBR	01:50:12	00:16:56	00:02:09	00:54:56	00:00:48	00:35:23
15	4021	Fabio Faustino	POR	01:51:31	00:21:57	00:02:09	00:55:47	00:00:49	00:30:49
16	4018	Benjamin Rushton	GBR	01:52:43	00:19:39	00:02:07	00:56:43	00:00:40	00:33:33
17	4020	Nuno Silva Dias	POR	01:52:46	00:23:12	00:02:01	00:55:42	00:00:45	00:31:06
18	4014	Filipe José Baptista	POR	01:54:03	00:18:40	00:02:15	00:59:00	00:00:46	00:33:21
19	4004	Pedro Pelaez manzano	ESP	01:54:08	00:18:12	00:02:12	00:57:11	00:00:38	00:35:55
20	4019	Tobias Zeller	GER	01:57:30	00:21:59	00:02:24	00:57:33	00:01:00	00:34:34
21	4028	Paulo Martins	POR	01:57:46	00:27:56	00:01:54	00:58:13	00:01:02	00:28:41
22	4006	Finn Trenholm	GBR	01:57:47	00:17:12	00:02:05	01:00:06	00:01:44	00:36:40
23	4023	Iker Beitia Bernaola	ESP	01:58:12	00:22:04	00:02:47	00:56:17	00:01:01	00:36:03
24	4024	Pedro Javier Ramos Aldea	ESP	02:02:54	00:21:07	00:02:40	01:01:04	00:00:54	00:37:10
25	4025	Albert Sarda Gimeno	ESP	02:14:00	00:23:10	00:02:34	01:06:47	00:01:01	00:40:28
0	4008	Afonso Garcia	POR	DNS					
0	4002	Diogo Carvalhinho	POR	DNS					
0	4022	Pedro Magalhães	POR	DNS					

Europe Triathlon Multisport Championships, Coimbra, PT

OFFICIAL RESULT


Wave Start - M40-59									
RANK	BIB	NAME	TEAM	RESULT	Swim	T1	Bike	T2	Run
1	4203	Rui Dolores	POR	01:37:53	00:17:33	00:01:30	00:50:27	00:00:40	00:27:43
2	4206	Sergio Garcia Espejo	ESP	01:39:39	00:17:43	00:01:49	00:50:41	00:00:37	00:28:49
3	4226	Tommy Nielsen	DEN	01:42:40	00:17:30	00:01:49	00:51:17	00:00:50	00:31:14
4	4211	Albert Torres Carles	ESP	01:44:32	00:17:31	00:01:29	00:54:52	00:00:38	00:30:02
5	4240	David Gandon	FRA	01:46:33	00:16:36	00:01:47	00:53:56	00:00:45	00:33:29
6	4234	Michele Bellemo	ITA	01:47:36	00:19:11	00:01:48	00:55:12	00:00:38	00:30:48
7	4217	Stuart Nash	GBR	01:49:45	00:20:58	00:02:20	00:54:28	00:00:59	00:31:00
8	4233	Dave Rogers	GBR	01:49:51	00:17:44	00:02:35	00:56:31	00:01:15	00:31:46
9	4238	José Peixoto	POR	01:51:35	00:22:51	00:02:33	00:56:42	00:00:51	00:28:38
10	4231	Steven Farnell	GBR	01:52:34	00:19:54	00:02:10	00:57:00	00:00:53	00:32:38
11	4212	Frédéric Dolivo	FRA	01:52:57	00:21:06	00:02:50	00:58:50	00:00:57	00:29:14
12	4235	Nicola Doria	ITA	01:53:05	00:20:08	00:01:54	00:57:32	00:00:48	00:32:43
13	4244	Alessandro De Cillia	ITA	01:54:13	00:22:32	00:01:40	00:57:04	00:00:44	00:32:13
14	4208	Miguel Anastácio	POR	01:54:57	00:22:45	00:02:10	00:55:54	00:01:03	00:33:05
15	4215	Jonathan Heasman	GBR	01:55:44	00:21:11	00:02:06	00:56:16	00:00:46	00:35:25
16	4216	Luke Maxwell	GBR	01:57:07	00:20:57	00:02:37	01:01:12	00:01:06	00:31:15
17	4237	Fernando Gouveia	POR	01:57:18	00:26:05	00:02:53	00:56:25	00:00:51	00:31:03
18	4225	Jean-Michel Vie	POR	01:58:56	00:22:08	00:01:55	00:59:21	00:00:53	00:34:39
19	4209	Nelson Moreira	POR	01:59:23	00:20:28	00:02:13	00:59:36	00:01:09	00:35:57
20	4241	John Murfin	GBR	02:00:28	00:25:39	00:02:39	00:57:17	00:00:53	00:34:00
21	4228	Christophe Bourjon	FRA	02:02:37	00:22:31	00:03:21	00:59:39	00:00:58	00:36:08
22	4202	Gonçalo Carvalho	POR	02:02:58	00:19:48	00:02:50	01:01:59	00:01:11	00:37:11
23	4201	Cesar Andrade	POR	02:03:16	00:20:12	00:02:28	01:02:39	00:01:06	00:36:52
24	4205	João Vitorino	POR	02:04:01	00:20:41	00:02:42	01:00:08	00:01:09	00:39:21
25	4218	Garry Walker	GBR	02:05:00	00:20:23	00:02:36	01:03:00	00:00:57	00:38:04
26	4221	Luis Ferreira	POR	02:05:17	00:21:04	00:03:01	01:02:33	00:01:09	00:37:31
27	4232	Christopher Hall	GBR	02:06:54	00:22:54	00:02:12	01:01:52	00:00:41	00:39:15
28	4242	Dave Murray	GBR	02:07:55	00:21:07	00:02:47	01:02:39	00:00:43	00:40:39
29	4214	Robert Flack	GBR	02:08:38	00:22:57	00:02:15	01:02:03	00:00:49	00:40:34
30	4220	Humberto Cunha	POR	02:08:51	00:25:30	00:02:35	01:03:57	00:00:49	00:36:00
31	4210	Nuno Simões	POR	02:14:44	00:20:24	00:02:52	01:06:42	00:01:21	00:43:25

generate 20-Jun-2024 17:52

Timing / data processing | Lap2Go Timing Solutions

Europe Triathlon Multisport Championships, Coimbra, PT

OFFICIAL RESULT

32	4222	Fernando Igreja		POR	02:26:51	00:29:54	00:02:47	01:07:56	00:01:33	00:44:41
33	4207	Javier López García		ESP	02:31:29	00:22:35	00:03:54	01:16:42	00:01:29	00:46:49
34	4236	Luis Duque Santos		POR	02:34:05	00:28:00	00:03:42	01:13:26	00:01:39	00:47:18
35	4204	João Jacinto		POR	02:42:19	00:22:42	00:03:36	01:20:36	00:02:04	00:53:22
36	4224	Joaquim Rosado		POR	02:51:01	00:28:58	00:03:37	01:20:35	00:01:33	00:56:18
37	4223	Ulisses Lopes		POR	03:25:59	00:25:47	00:04:46	01:35:27	00:01:39	01:18:19
0	4239	Alberto Soto Ugalde		ESP	DNS					
0	4227	Celso Suarez Fernandez		ESP	DNS					
0	4213	Nicolas Durin		FRA	DNS					
0	4243	Enrico Benedetti		ITA	DNS					
0	4219	Simone Bevilacqua		ITA	DNS					
0	4229	Olaf Christians		GBR	DNS					
0	4230	Simon Clarke		GBR	DNS					
0	4200	João Miguel Amante		POR	DNS					

Wave Start - M60				Time	Temp. °C	Humidity	Water		
				13:16	20°C	51%	19°C		
RANK	BIB	NAME	TEAM	RESULT	Swim	T1	Bike	T2	Run
1	4305	Massimiliano Donati	ITA	01:51:14	00:21:20	00:02:07	00:54:47	00:00:45	00:32:15
2	4306	Mark Waaijenberg	NED	01:53:59	00:21:02	00:02:12	00:57:11	00:00:50	00:32:45
3	4302	Miguel Isla Rodriguez	ESP	01:54:25	00:19:40	00:02:24	00:58:22	00:01:03	00:32:57
4	4308	Joachim Rathbauer	AUT	01:58:29	00:20:59	00:02:24	00:58:45	00:00:45	00:35:36
5	4307	Slawomir Kakol	POL	01:58:54	00:23:23	00:02:21	00:56:55	00:01:09	00:35:05
6	4317	Ranieri Dorella	ITA	02:01:24	00:23:55	00:02:31	00:59:46	00:01:08	00:34:04
7	4300	José Damas	POR	02:09:15	00:26:52	00:03:20	01:00:20	00:00:45	00:37:58
8	4321	Stefano Piolanti	ITA	02:09:25	00:26:34	00:02:35	01:01:26	00:01:18	00:37:33
9	4304	Christian Ulf-Hansen	GBR	02:11:00	00:25:13	00:02:34	01:03:42	00:00:57	00:38:35
10	4301	Ian Taylor	POR	02:16:17	00:24:40	00:03:21	01:07:44	00:00:57	00:39:35
11	4314	Michael Skivington	GBR	02:16:59	00:24:51	00:03:09	01:06:41	00:01:10	00:41:09
12	4303	Derek Halley	GBR	02:17:07	00:22:36	00:02:28	01:13:00	00:01:14	00:37:49
13	4312	Simon Gelsthorpe	GBR	02:24:47	00:25:42	00:04:07	01:10:28	00:02:07	00:42:23
14	4309	Felix Castrillo San Rafael	ESP	02:36:28	00:27:14	00:03:17	01:17:08	00:01:33	00:47:16
15	4320	Colin Hunt	GBR	02:36:53	00:29:55	00:03:34	01:16:06	00:01:00	00:46:18
16	4315	David Thompson	GBR	02:37:33	00:25:35	00:02:53	01:16:07	00:01:45	00:51:12
17	4313	Malcolm Harrison	GBR	02:51:21	00:28:18	00:03:26	01:19:06	00:01:03	00:59:27
18	4319	Francisco Gala Pla	ESP	03:10:37	00:28:40	00:05:35	01:29:59	00:01:43	01:04:41
19	4324	Steffen-Luis Neuendorff	GER	03:14:46	00:30:02	00:07:32	01:32:57	00:01:54	01:02:22
20	4323	Anton Hergouth	AUT	03:18:43	00:33:55	00:06:07	01:23:06	00:02:30	01:13:06
21	4325	Gherardo Mercati	ITA	03:18:44	00:33:20	00:07:51	01:29:19	00:01:27	01:06:47
0	4322	Carlos Cabrita	POR	DNS					
0	4318	Paulo Castro Rocha	POR	DNS					
0	4310	Jose Manuel Piñeiro Becerra	ESP	DNS					
0	4311	Nicholas Farnell	GBR	DNS					
0	4316	Hans Richter	GER	DNS					

Europe Triathlon Multisport Championships, Coimbra, PT

OFFICIAL RESULT

Wave Start - Women				Time	Temp. °C	Humidity	Water		
				13:19	20.6°C	51%	19°C		
RANK	BIB	NAME	TEAM	RESULT	Swim	T1	Bike	T2	Run
1	4410	Carole Perrot	SUI	01:53:46	00:19:21	00:02:00	00:57:08	00:00:45	00:34:32
2	4413	Tatiana Sammartano	ITA	02:00:02	00:20:18	00:02:22	01:00:34	00:00:54	00:35:54
3	4411	Eleanor Williams	GBR	02:01:18	00:19:00	00:02:13	01:01:44	00:01:13	00:37:07
4	4417	Nathalie Olasagasti	FRA	02:05:41	00:21:46	00:02:22	01:03:35	00:00:52	00:37:06
5	4404	Lisa Mansell	GBR	02:07:22	00:23:56	00:02:36	01:02:35	00:00:53	00:37:22
6	4421	Rachel Kirkwood	GBR	02:07:47	00:19:00	00:02:48	01:07:17	00:01:20	00:37:23
7	4418	Renell Brennan	GBR	02:09:14	00:24:12	00:02:39	01:03:26	00:01:01	00:37:55
8	4414	Susana Pontes	POR	02:10:18	00:23:13	00:02:34	01:06:15	00:00:40	00:37:35
9	4405	Samantha Taylor	GBR	02:10:21	00:22:49	00:02:26	01:06:44	00:00:43	00:37:39
10	4409	Katrín Pálsdóttir	ISL	02:10:23	00:20:47	00:02:53	01:07:48	00:00:50	00:38:04
11	4408	Ana Alexandra Martinho	POR	02:10:41	00:22:50	00:02:30	01:06:40	00:00:33	00:38:08
12	4415	Beatriz Molina Garcia	ESP	02:12:03	00:21:58	00:02:08	01:09:01	00:01:04	00:37:51
13	4406	Brigitte Cardoso	POR	02:13:38	00:25:17	00:02:05	01:08:54	00:00:41	00:36:42
14	4416	Emmanuelle Massonnat	FRA	02:13:58	00:23:58	00:02:32	01:06:39	00:00:53	00:39:55
15	4423	Sabine Greipel	AUT	02:14:33	00:19:19	00:02:33	01:08:30	00:01:01	00:43:09
16	4403	Lucy Crookston	GBR	02:19:47	00:21:49	00:02:02	01:11:22	00:01:00	00:43:35
17	4412	Stefanie Annika Wasmundt	GER	02:20:24	00:24:32	00:02:31	01:10:20	00:01:15	00:41:47
18	4407	Ester Castelo	POR	02:33:23	00:24:08	00:02:40	01:22:02	00:00:51	00:43:42
19	4420	Jill Bunyan	GBR	02:34:50	00:23:09	00:04:16	01:17:07	00:01:09	00:49:07
20	4419	Marta Gode Moreu	ESP	02:36:48	00:21:15	00:03:02	01:15:20	00:02:13	00:54:58
21	4424	Helen Woodman	GBR	02:37:18	00:31:00	00:03:06	01:13:42	00:00:58	00:48:33
22	4402	Inês Silva	POR	02:42:40	00:27:14	00:03:02	01:18:10	00:01:15	00:52:59
23	4425	Marianne Hergouth	AUT	02:53:27	00:29:20	00:04:02	01:24:09	00:01:10	00:54:46
24	4401	Catarina Marcelino	POR	03:26:37	00:25:42	00:02:19	01:36:28	00:01:22	01:20:45
0	4422	Paola Goldoni	ITA	DNS					
0	4400	Raquel Vital	POR	DNS					

Triatlo Standard Cross

Wetsuit Allowed

Wave Start - Elite-U23 Men

Time 11:00
Temp. °C 20°C
Humidity 68%
Water 19°C

RANK	BIB	NAME	TEAM	RESULT	Swim	T1	Bike	T2	Run
1	4	Kevin Tarek Viñuela Gonzalez	 ESP	01:31:24	00:14:22	00:01:26	00:48:55	00:00:29	00:26:12
2	3	Federico Spinazzé	 ITA	01:31:38	00:15:17	00:01:19	00:47:58	00:00:42	00:26:21
3	214	Jules Dumas	 FRA	01:31:53	00:15:12	00:01:24	00:48:18	00:00:33	00:26:25
4	8	Ruben Ruzafa Cueto	 ESP	01:32:09	00:16:16	00:01:37	00:48:23	00:00:32	00:25:20
5	211	Lucas Goené	 NED	01:33:09	00:15:15	00:01:26	00:48:55	00:00:34	00:26:57
6	217	Peter Rojtas	 SVK	01:33:17	00:14:41	00:01:35	00:49:43	00:00:36	00:26:41
7	1	Michele Bonacina	 ITA	01:33:20	00:15:09	00:01:21	00:50:23	00:00:28	00:25:59
8	216	Alexandre Gleyze	 FRA	01:35:46	00:15:59	00:01:34	00:50:49	00:00:37	00:26:46
9	7	Rory Strachan	 GBR	01:37:05	00:14:52	00:01:33	00:51:36	00:00:42	00:28:22
10	2	Daniel Kraviansky	 SVK	01:37:39	00:17:12	00:01:32	00:51:10	00:00:38	00:27:06
11	6	Hugo Jan Bosscher	 NED	01:38:29	00:15:14	00:01:31	00:52:11	00:00:32	00:29:01
12	212	Hugo Bourjon	 FRA	01:40:16	00:17:35	00:01:27	00:51:51	00:00:36	00:28:47
13	5	Boris Janata	 SVK	01:47:04	00:17:54	00:01:43	00:55:06	00:00:58	00:31:22
0	215	Jesper Boets	 NED	DNF	00:17:10	00:01:43	01:08:08		

Wave Start - Elite-U23 Women									
RANK	BIB	NAME	TEAM	RESULT	Swim	T1	Bike	T2	Run
1	26	Marina Muñoz Hernando	ESP	01:44:49	00:17:16	00:01:29	00:56:16	00:00:30	00:29:16
2	22	Anna Zehnder	SUI	01:46:44	00:18:07	00:01:24	00:56:57	00:00:33	00:29:43
3	247	Solène Marnoni	FRA	01:48:02	00:19:20	00:01:41	00:55:31	00:00:40	00:30:50
4	25	Carina Wasle	AUT	01:50:51	00:19:30	00:01:41	00:57:29	00:00:42	00:31:28
5	241	Romy Spoelder	NED	01:51:10	00:18:06	00:01:39	00:59:02	00:00:36	00:31:45
6	29	Kerri-Ann Upham	GBR	01:52:20	00:19:23	00:01:44	00:57:40	00:00:40	00:32:52
7	243	Margareta Bicanova	SVK	01:53:07	00:17:16	00:01:52	01:01:56	00:00:52	00:31:10
8	31	Morgane Riou	FRA	01:53:25	00:21:27	00:01:50	00:55:24	00:00:44	00:33:59
9	245	Katja Krenn	AUT	01:54:41	00:19:25	00:01:49	00:58:48	00:00:33	00:34:06
10	23	Stepanka Bisova	CZE	01:55:55	00:21:23	00:02:14	00:59:25	00:00:40	00:32:12
11	30	Pauline Vie	FRA	02:00:16	00:21:11	00:01:36	01:00:45	00:00:42	00:35:59
12	27	Astrid Tardy	FRA	02:01:50	00:20:03	00:01:57	01:05:26	00:00:51	00:33:32
13	28	Stina Meinicke	NOR	02:05:43	00:26:32	00:01:54	01:03:45	00:00:54	00:32:36
14	246	Constance Dusser	FRA	02:09:57	00:21:21	00:02:01	01:08:01	00:00:41	00:37:52
0	21	Marta Menditto	ITA	DNS					
0	244	Noemi Bogiatto	ITA	DNS					

Time 11:05
Temp. °C 20°C
Humidity 68%
Water 19°C

Europe Triathlon Multisport Championships, Coimbra, PT

OFFICIAL RESULT

Wave Start - M18-39				Time	Temp. °C	Humidity	Water		
				13:10	20.6°C	51%	19°C		
RANK	BIB	NAME	TEAM	RESULT	Swim	T1	Bike	T2	Run
1	4012	Thibault Gire	FRA	01:37:58	00:18:36	00:01:31	00:49:35	00:00:32	00:27:43
2	4016	Alejandro Pareja Villar	ESP	01:39:26	00:16:00	00:01:50	00:50:56	00:00:47	00:29:52
3	4007	Hugo Baluga	POR	01:39:48	00:18:41	00:01:27	00:50:47	00:00:39	00:28:14
4	4003	Pablo Fernandez Palma	ESP	01:42:16	00:16:57	00:01:53	00:53:59	00:00:37	00:28:50
5	4027	Jeremie Drugeot	FRA	01:42:41	00:18:45	00:01:57	00:51:49	00:00:52	00:29:17
6	4001	Gerard Rodriguez Viladrich	ESP	01:42:58	00:17:57	00:01:42	00:52:09	00:00:48	00:30:22
7	4010	Petr Cmunt	CZE	01:43:49	00:22:06	00:02:12	00:49:42	00:00:55	00:28:52
8	4017	Aleix Sellarés Gonzalez	ESP	01:44:38	00:21:44	00:02:29	00:51:06	00:00:42	00:28:37
9	4026	Adrien Dransart	FRA	01:45:05	00:18:15	00:02:13	00:53:54	00:00:35	00:30:08
10	4015	Joao Jesus	POR	01:45:38	00:21:03	00:01:56	00:53:24	00:00:45	00:28:30
11	4011	Enrique Terol Perez	ESP	01:46:21	00:17:08	00:02:00	00:52:32	00:00:37	00:34:04
12	4005	Elian Olasagasti	FRA	01:47:17	00:16:06	00:02:02	00:56:38	00:00:52	00:31:40
13	4009	Joao Inacio	POR	01:48:09	00:20:10	00:03:01	00:54:21	00:00:36	00:29:59
14	4013	Jacob Keast	GBR	01:50:12	00:16:56	00:02:09	00:54:56	00:00:48	00:35:23
15	4021	Fabio Faustino	POR	01:51:31	00:21:57	00:02:09	00:55:47	00:00:49	00:30:49
16	4018	Benjamin Rushton	GBR	01:52:43	00:19:39	00:02:07	00:56:43	00:00:40	00:33:33
17	4020	Nuno Silva Dias	POR	01:52:46	00:23:12	00:02:01	00:55:42	00:00:45	00:31:06
18	4014	Filipe José Baptista	POR	01:54:03	00:18:40	00:02:15	00:59:00	00:00:46	00:33:21
19	4004	Pedro Pelaez manzano	ESP	01:54:08	00:18:12	00:02:12	00:57:11	00:00:38	00:35:55
20	4019	Tobias Zeller	GER	01:57:30	00:21:59	00:02:24	00:57:33	00:01:00	00:34:34
21	4028	Paulo Martins	POR	01:57:46	00:27:56	00:01:54	00:58:13	00:01:02	00:28:41
22	4006	Finn Trenholm	GBR	01:57:47	00:17:12	00:02:05	01:00:06	00:01:44	00:36:40
23	4023	Iker Beitia Bernaola	ESP	01:58:12	00:22:04	00:02:47	00:56:17	00:01:01	00:36:03
24	4024	Pedro Javier Ramos Aldea	ESP	02:02:54	00:21:07	00:02:40	01:01:04	00:00:54	00:37:10
25	4025	Albert Sarda Gimeno	ESP	02:14:00	00:23:10	00:02:34	01:06:47	00:01:01	00:40:28
0	4008	Afonso Garcia	POR	DNS					
0	4002	Diogo Carvalhinho	POR	DNS					
0	4022	Pedro Magalhães	POR	DNS					

Europe Triathlon Multisport Championships, Coimbra, PT

OFFICIAL RESULT







Wave Start - M40-59									
RANK	BIB	NAME	TEAM	RESULT	Swim	T1	Bike	T2	Run
1	4203	Rui Dolores	POR	01:37:53	00:17:33	00:01:30	00:50:27	00:00:40	00:27:43
2	4206	Sergio Garcia Espejo	ESP	01:39:39	00:17:43	00:01:49	00:50:41	00:00:37	00:28:49
3	4226	Tommy Nielsen	DEN	01:42:40	00:17:30	00:01:49	00:51:17	00:00:50	00:31:14
4	4211	Albert Torres Carles	ESP	01:44:32	00:17:31	00:01:29	00:54:52	00:00:38	00:30:02
5	4240	David Gandon	FRA	01:46:33	00:16:36	00:01:47	00:53:56	00:00:45	00:33:29
6	4234	Michele Bellemo	ITA	01:47:36	00:19:11	00:01:48	00:55:12	00:00:38	00:30:48
7	4217	Stuart Nash	GBR	01:49:45	00:20:58	00:02:20	00:54:28	00:00:59	00:31:00
8	4233	Dave Rogers	GBR	01:49:51	00:17:44	00:02:35	00:56:31	00:01:15	00:31:46
9	4238	José Peixoto	POR	01:51:35	00:22:51	00:02:33	00:56:42	00:00:51	00:28:38
10	4231	Steven Farnell	GBR	01:52:34	00:19:54	00:02:10	00:57:00	00:00:53	00:32:38
11	4212	Frédéric Dolivo	FRA	01:52:57	00:21:06	00:02:50	00:58:50	00:00:57	00:29:14
12	4235	Nicola Doria	ITA	01:53:05	00:20:08	00:01:54	00:57:32	00:00:48	00:32:43
13	4244	Alessandro De Cillia	ITA	01:54:13	00:22:32	00:01:40	00:57:04	00:00:44	00:32:13
14	4208	Miguel Anastácio	POR	01:54:57	00:22:45	00:02:10	00:55:54	00:01:03	00:33:05
15	4215	Jonathan Heasman	GBR	01:55:44	00:21:11	00:02:06	00:56:16	00:00:46	00:35:25
16	4216	Luke Maxwell	GBR	01:57:07	00:20:57	00:02:37	01:01:12	00:01:06	00:31:15
17	4237	Fernando Gouveia	POR	01:57:18	00:26:05	00:02:53	00:56:25	00:00:51	00:31:03
18	4225	Jean-Michel Vie	POR	01:58:56	00:22:08	00:01:55	00:59:21	00:00:53	00:34:39
19	4209	Nelson Moreira	POR	01:59:23	00:20:28	00:02:13	00:59:36	00:01:09	00:35:57
20	4241	John Murfin	GBR	02:00:28	00:25:39	00:02:39	00:57:17	00:00:53	00:34:00
21	4228	Christophe Bourjon	FRA	02:02:37	00:22:31	00:03:21	00:59:39	00:00:58	00:36:08
22	4202	Gonçalo Carvalho	POR	02:02:58	00:19:48	00:02:50	01:01:59	00:01:11	00:37:11
23	4201	Cesar Andrade	POR	02:03:16	00:20:12	00:02:28	01:02:39	00:01:06	00:36:52
24	4205	João Vitorino	POR	02:04:01	00:20:41	00:02:42	01:00:08	00:01:09	00:39:21
25	4218	Garry Walker	GBR	02:05:00	00:20:23	00:02:36	01:03:00	00:00:57	00:38:04
26	4221	Luis Ferreira	POR	02:05:17	00:21:04	00:03:01	01:02:33	00:01:09	00:37:31
27	4232	Christopher Hall	GBR	02:06:54	00:22:54	00:02:12	01:01:52	00:00:41	00:39:15
28	4242	Dave Murray	GBR	02:07:55	00:21:07	00:02:47	01:02:39	00:00:43	00:40:39
29	4214	Robert Flack	GBR	02:08:38	00:22:57	00:02:15	01:02:03	00:00:49	00:40:34
30	4220	Humberto Cunha	POR	02:08:51	00:25:30	00:02:35	01:03:57	00:00:49	00:36:00
31	4210	Nuno Simões	POR	02:14:44	00:20:24	00:02:52	01:06:42	00:01:21	00:43:25

generate 20-Jun-2024 17:51

Timing / data processing | Lap2Go Timing Solutions

Europe Triathlon Multisport Championships, Coimbra, PT

OFFICIAL RESULT

32	4222	Fernando Igreja		POR	02:26:51	00:29:54	00:02:47	01:07:56	00:01:33	00:44:41
33	4207	Javier López García		ESP	02:31:29	00:22:35	00:03:54	01:16:42	00:01:29	00:46:49
34	4236	Luis Duque Santos		POR	02:34:05	00:28:00	00:03:42	01:13:26	00:01:39	00:47:18
35	4204	João Jacinto		POR	02:42:19	00:22:42	00:03:36	01:20:36	00:02:04	00:53:22
36	4224	Joaquim Rosado		POR	02:51:01	00:28:58	00:03:37	01:20:35	00:01:33	00:56:18
37	4223	Ulisses Lopes		POR	03:25:59	00:25:47	00:04:46	01:35:27	00:01:39	01:18:19
0	4239	Alberto Soto Ugalde		ESP	DNS					
0	4227	Celso Suarez Fernandez		ESP	DNS					
0	4213	Nicolas Durin		FRA	DNS					
0	4243	Enrico Benedetti		ITA	DNS					
0	4219	Simone Bevilacqua		ITA	DNS					
0	4229	Olaf Christians		GBR	DNS					
0	4230	Simon Clarke		GBR	DNS					
0	4200	João Miguel Amante		POR	DNS					

Europe Triathlon Multisport Championships, Coimbra, PT

OFFICIAL RESULT

Wave Start - M60				Time	Temp. °C	Humidity	Water		
				13:16	20°C	51%	19°C		
RANK	BIB	NAME	TEAM	RESULT	Swim	T1	Bike	T2	Run
1	4305	Massimiliano Donati	ITA	01:51:14	00:21:20	00:02:07	00:54:47	00:00:45	00:32:15
2	4306	Mark Waaijenberg	NED	01:53:59	00:21:02	00:02:12	00:57:11	00:00:50	00:32:45
3	4302	Miguel Isla Rodriguez	ESP	01:54:25	00:19:40	00:02:24	00:58:22	00:01:03	00:32:57
4	4308	Joachim Rathbauer	AUT	01:58:29	00:20:59	00:02:24	00:58:45	00:00:45	00:35:36
5	4307	Slawomir Kakol	POL	01:58:54	00:23:23	00:02:21	00:56:55	00:01:09	00:35:05
6	4317	Ranieri Dorella	ITA	02:01:24	00:23:55	00:02:31	00:59:46	00:01:08	00:34:04
7	4300	José Damas	POR	02:09:15	00:26:52	00:03:20	01:00:20	00:00:45	00:37:58
8	4321	Stefano Piolanti	ITA	02:09:25	00:26:34	00:02:35	01:01:26	00:01:18	00:37:33
9	4304	Christian Ulf-Hansen	GBR	02:11:00	00:25:13	00:02:34	01:03:42	00:00:57	00:38:35
10	4301	Ian Taylor	POR	02:16:17	00:24:40	00:03:21	01:07:44	00:00:57	00:39:35
11	4314	Michael Skivington	GBR	02:16:59	00:24:51	00:03:09	01:06:41	00:01:10	00:41:09
12	4303	Derek Halley	GBR	02:17:07	00:22:36	00:02:28	01:13:00	00:01:14	00:37:49
13	4312	Simon Gelsthorpe	GBR	02:24:47	00:25:42	00:04:07	01:10:28	00:02:07	00:42:23
14	4309	Felix Castrillo San Rafael	ESP	02:36:28	00:27:14	00:03:17	01:17:08	00:01:33	00:47:16
15	4320	Colin Hunt	GBR	02:36:53	00:29:55	00:03:34	01:16:06	00:01:00	00:46:18
16	4315	David Thompson	GBR	02:37:33	00:25:35	00:02:53	01:16:07	00:01:45	00:51:12
17	4313	Malcolm Harrison	GBR	02:51:21	00:28:18	00:03:26	01:19:06	00:01:03	00:59:27
18	4319	Francisco Gala Pla	ESP	03:10:37	00:28:40	00:05:35	01:29:59	00:01:43	01:04:41
19	4324	Steffen-Luis Neuendorff	GER	03:14:46	00:30:02	00:07:32	01:32:57	00:01:54	01:02:22
20	4323	Anton Hergouth	AUT	03:18:43	00:33:55	00:06:07	01:23:06	00:02:30	01:13:06
21	4325	Gherardo Mercati	ITA	03:18:44	00:33:20	00:07:51	01:29:19	00:01:27	01:06:47
0	4322	Carlos Cabrita	POR	DNS					
0	4318	Paulo Castro Rocha	POR	DNS					
0	4310	Jose Manuel Piñeiro Becerra	ESP	DNS					
0	4311	Nicholas Farnell	GBR	DNS					
0	4316	Hans Richter	GER	DNS					

Europe Triathlon Multisport Championships, Coimbra, PT

OFFICIAL RESULT

Wave Start - Women				Time	Temp. °C	Humidity	Water		
				13:19	20.6°C	51%	19°C		
RANK	BIB	NAME	TEAM	RESULT	Swim	T1	Bike	T2	Run
1	4410	Carole Perrot	SUI	01:53:46	00:19:21	00:02:00	00:57:08	00:00:45	00:34:32
2	4413	Tatiana Sammartano	ITA	02:00:02	00:20:18	00:02:22	01:00:34	00:00:54	00:35:54
3	4411	Eleanor Williams	GBR	02:01:18	00:19:00	00:02:13	01:01:44	00:01:13	00:37:07
4	4417	Nathalie Olasagasti	FRA	02:05:41	00:21:46	00:02:22	01:03:35	00:00:52	00:37:06
5	4404	Lisa Mansell	GBR	02:07:22	00:23:56	00:02:36	01:02:35	00:00:53	00:37:22
6	4421	Rachel Kirkwood	GBR	02:07:47	00:19:00	00:02:48	01:07:17	00:01:20	00:37:23
7	4418	Renell Brennan	GBR	02:09:14	00:24:12	00:02:39	01:03:26	00:01:01	00:37:55
8	4414	Susana Pontes	POR	02:10:18	00:23:13	00:02:34	01:06:15	00:00:40	00:37:35
9	4405	Samantha Taylor	GBR	02:10:21	00:22:49	00:02:26	01:06:44	00:00:43	00:37:39
10	4409	Katrín Pálsdóttir	ISL	02:10:23	00:20:47	00:02:53	01:07:48	00:00:50	00:38:04
11	4408	Ana Alexandra Martinho	POR	02:10:41	00:22:50	00:02:30	01:06:40	00:00:33	00:38:08
12	4415	Beatriz Molina Garcia	ESP	02:12:03	00:21:58	00:02:08	01:09:01	00:01:04	00:37:51
13	4406	Brigitte Cardoso	POR	02:13:38	00:25:17	00:02:05	01:08:54	00:00:41	00:36:42
14	4416	Emmanuelle Massonnat	FRA	02:13:58	00:23:58	00:02:32	01:06:39	00:00:53	00:39:55
15	4423	Sabine Greipel	AUT	02:14:33	00:19:19	00:02:33	01:08:30	00:01:01	00:43:09
16	4403	Lucy Crookston	GBR	02:19:47	00:21:49	00:02:02	01:11:22	00:01:00	00:43:35
17	4412	Stefanie Annika Wasmundt	GER	02:20:24	00:24:32	00:02:31	01:10:20	00:01:15	00:41:47
18	4407	Ester Castelo	POR	02:33:23	00:24:08	00:02:40	01:22:02	00:00:51	00:43:42
19	4420	Jill Bunyan	GBR	02:34:50	00:23:09	00:04:16	01:17:07	00:01:09	00:49:07
20	4419	Marta Gode Moreu	ESP	02:36:48	00:21:15	00:03:02	01:15:20	00:02:13	00:54:58
21	4424	Helen Woodman	GBR	02:37:18	00:31:00	00:03:06	01:13:42	00:00:58	00:48:33
22	4402	Inês Silva	POR	02:42:40	00:27:14	00:03:02	01:18:10	00:01:15	00:52:59
23	4425	Marianne Hergouth	AUT	02:53:27	00:29:20	00:04:02	01:24:09	00:01:10	00:54:46
24	4401	Catarina Marcelino	POR	03:26:37	00:25:42	00:02:19	01:36:28	00:01:22	01:20:45
0	4422	Paola Goldoni	ITA	DNS					
0	4400	Raquel Vital	POR	DNS					

Aquatlo

Wetsuit Allowed

Wave Start - Elite-U23-Junior Men

Time 10:00
Temp. °C 18.9°C
Humidity 68%
Water 18.4°C

RANK	BIB	NAME	TEAM	RESULT	Swim	T1	Run
1	1	Kevin Tarek Viñuela Gonzalez	ESP	00:28:40	00:11:47	00:01:19	00:15:34
2	31	Alexander Bozhilov	BUL	00:28:45	00:12:12	00:01:18	00:15:15
3	10	Andres Cendan Llorens	ESP	00:29:02	00:12:14	00:01:17	00:15:31
4	4	Vitalii Vorontsov	UKR	00:29:13	00:12:35	00:01:23	00:15:15
5	23	Peter Rojtas	SVK	00:29:25	00:12:05	00:01:22	00:15:59
6	3	Arnaud Des Boscs	FRA	00:29:32	00:12:27	00:01:21	00:15:43
7	27	Callum Stedman	GBR	00:29:40	00:11:57	00:01:21	00:16:22
8	2	Šimon Koblížek	CZE	00:29:50	00:12:39	00:01:15	00:15:56
9	7	Henry Branwell-Reeks	GBR	00:30:01	00:12:16	00:01:25	00:16:20
10	32	Márton Kropkó	HUN	00:30:13	00:12:08	00:01:25	00:16:39
11	25	Dupuis Rémi	FRA	00:30:14	00:12:30	00:01:15	00:16:29
12	9	Katgely Téó	FRA	00:30:19	00:12:42	00:01:19	00:16:18
13	22	Ul Denša	SLO	00:30:20	00:12:13	00:01:31	00:16:37
14	28	Rens Van Beek	NED	00:30:32	00:12:45	00:01:24	00:16:23
15	24	Tin Rebic	CRO	00:30:46	00:12:34	00:01:21	00:16:51
16	5	Stijn Jansen	NED	00:31:19	00:12:49	00:01:31	00:16:58
17	6	Roel Kwaaitaal	NED	00:31:28	00:13:25	00:01:36	00:16:27
18	35	Robert Nemeč	CZE	00:31:38	00:14:19	00:01:14	00:16:05
19	33	Tian Denša	SLO	00:32:03	00:13:16	00:01:31	00:17:17
20	8	Tin Kauric	CRO	00:32:28	00:12:48	00:01:48	00:17:52
21	34	Hubert Wypych	POL	00:33:15	00:12:46	00:01:36	00:18:54
0	26	Jorge Wilkes	GBR	DNS			

Head Referees: Elite / U-23 / Juniors Kati Raudsepp (EST), Age Groups - Paula Maia (POR) | Competition Jury: Carmen Gómez (ESP), Renato Bertrandi (ITA), Sérgio Dias (POR) | Technical Delegates: Carmen Gómez (ESP), Eero Raudsepp (EST)

Distance Route: Swim 1000m 1 Lap | Run 5Km (2 Laps) | Elite: Air temperature: 16,8°C | Water temperature 18,4°C | A.G: Air temperature: 18.2°C | Water temperature 18,6°C - Wetsuit allowed
 #86 (DSQ) Fernando García (ESP) because Guide pulling the athlete | #88 Sonia Ramos (ESP) served in T1 - 15sec | #3 Arnaud Des Boscs (FRA) served 15sec penalty during the run | #5324 Carlo Simongini (ITA), #5528 Lisa Taylor (GBR), #5550 Jacqui Phillips (GBR) served in T1 15sec | #5516 (DQS) Beatriz Molina Garcia not completed the run course

generate 21-Jun-2024 13:39

Timing / data processing | Lap2Go Timing Solutions

Europe Triathlon Multisport Championships, Coimbra, PT

OFFICIAL RESULTS

Wave Start - Elite-U23-Junior Women









RANK	BIB	NAME	TEAM	RESULT	Swim	T1	Run	
					Time	Temp. °C	Humidity	Water
					10:05	18.9°C	68%	18,4°C
1	47	Tjasa Vrtacic	SLO	00:31:47	00:13:13	00:01:22	00:17:12	
2	48	Daryna Moskalenko	UKR	00:31:53	00:13:15	00:01:20	00:17:18	
3	46	Lærke Ruby	DEN	00:32:08	00:13:10	00:01:34	00:17:25	
4	44	Gemma Valentina Llabrés Bus	ESP	00:32:10	00:13:13	00:01:36	00:17:21	
5	59	Abigail Baines	GBR	00:32:18	00:13:20	00:01:23	00:17:34	
6	56	Márta Kropkó	HUN	00:32:38	00:12:53	00:01:29	00:18:15	
7	57	Margareta Bicanova	SVK	00:33:12	00:13:44	00:01:36	00:17:52	
8	42	Sofiya Pryyma	UKR	00:33:21	00:13:54	00:01:29	00:17:58	
9	41	Maryna Kyryk	UKR	00:33:26	00:13:11	00:01:32	00:18:43	
10	58	Lona Gandon	FRA	00:34:08	00:13:12	00:01:30	00:19:26	
11	60	Lana Gavrilovic	SRB	00:34:13	00:13:16	00:01:37	00:19:20	
12	73	Anja Bezljaj	SLO	00:34:20	00:13:45	00:01:36	00:18:58	
13	43	Poppaea Bramwell-Reeks	GBR	00:36:01	00:14:18	00:01:45	00:19:58	
14	71	Selena Vlahova	BUL	00:36:07	00:13:15	00:01:40	00:21:12	
15	74	Iva Pavlovic	SRB	00:37:01	00:13:45	00:01:34	00:21:43	
16	75	Ana Potlacek	CRO	00:38:26	00:13:18	00:01:40	00:23:28	
0	45	Julia Klein	GER	DNF				

Head Referees: Elite / U-23 / Juniors Kati Raudsepp (EST), Age Groups - Paula Maia (POR) | Competition Jury: Carmen Gómez (ESP), Renato Bertrandi (ITA), Sérgio Dias (POR) | Technical Delegates: Carmen Gómez (ESP), Eero Raudsepp (EST)

Distance Route: Swim 1000m 1 Lap | Run 5Km (2 Laps) | Elite: Air temperature: 16,8°C | Water temperature 18,4°C | A.G: Air temperature: 18.2°C | Water temperature 18,6°C - Wetsuit allowed
 #88 (DSQ) Fernando García (ESP) because Guide pulling the athlete | #88 Sonia Ramos (ESP) served in T1 - 15sec | #3 Arnaud Des Bosc (FRA) served 15sec penalty during the run | #5324 Carlo Simongini (ITA), #5528 Lisa Taylor (GBR), #5550 Jacqui Phillips (GBR) served in T1 15sec | #5516 (DQS) Beatriz Molina Garcia not completed the run course

generate 21-Jun-2024 13:39

Timing / data processing | Lap2Go Timing Solutions

Wave Start - Para Athletes							Time	Temp. °C	Humidity	Water
							10:10	18.9°C	68%	18,4°C
RANK	BIB	NAME	TEAM	RESULT	Swim	T1	Run			
1	83	Pierluigi Maggio	 ITA	00:38:53	00:17:24	00:01:59	00:19:31			
2	82	Marc Rodriguez Palet	 ESP	00:40:15	00:17:33	00:01:52	00:20:49			
3	85	Alessandro Mennella B2	 ITA	00:44:06	00:20:48	00:02:13	00:21:05			
4	84	Juan Jesús Aguiar	 ESP	00:49:15	00:15:37	00:03:33	00:30:05			
5	88	Sonia Ramos B2	 ESP	00:51:45	00:24:50	00:02:54	00:24:01			
6	87	Rita Cuccuru H1	 ITA	00:59:17	00:25:10	00:06:10	00:27:56			
0	86	Fernando Anitua García B3	 ESP	DSQ	00:22:04	00:03:07	00:22:14			
0	81	José Antonio Santana Ramírez	 ESP	DNS						

Head Referees: Elite / U-23 / Juniors Kati Raudsepp (EST), Age Groups - Paula Maia (POR) | Competition Jury: Carmen Gómez (ESP), Renato Bertrandi (ITA), Sérgio Dias (POR) | Technical Delegates: Carmen Gómez (ESP), Eero Raudsepp (EST)

Distance Route: Swim 1000m 1 Lap | Run 5Km (2 Laps) | Elite: Air temperature: 16,8°C | Water temperature 18,4°C | A.G: Air temperature: 18.2°C | Water temperature 18,6°C- Wetsuit allowed
 #86 (DSQ) Fernando García (ESP) because Guide pulling the athlete | #88 Sonia Ramos (ESP) served in T1 - 15sec | #3 Arnaud Des Boscs (FRA) served 15sec penalty during the run | #5324 Carlo Simongini (ITA), #5528 Lisa Taylor (GBR), #5550 Jacqui Phillips (GBR) served in T1 15sec | #5516 (DQS) Beatriz Molina Garcia not completed the run course

Europe Triathlon Multisport Championships, Coimbra, PT

OFFICIAL RESULTS

Wave Start - M16-29							Time	Temp. °C	Humidity	Water
							11:00	23.1°C	52%	18,4°C
RANK	BIB	NAME	TEAM	RESULT	Swim	T1	Run			
1	5022	David Robertson	GBR	00:31:10	00:12:57	00:01:29	00:16:44			
2	5008	Liam Budd	GBR	00:31:48	00:12:43	00:01:35	00:17:30			
3	5011	Eddie Jodrell	GBR	00:32:06	00:13:52	00:01:34	00:16:39			
4	5004	Kai Azzopardi	MLT	00:32:10	00:13:06	00:01:26	00:17:39			
5	5002	Cole Reid	GBR	00:32:39	00:13:20	00:01:39	00:17:39			
6	5006	Ulrik Blach Petersen	DEN	00:32:50	00:13:07	00:01:23	00:18:20			
7	5005	Pascal Pavlik	AUT	00:32:59	00:12:53	00:02:00	00:18:06			
8	5001	Luke Poulton	GBR	00:33:02	00:12:33	00:01:26	00:19:03			
9	5012	Edward Jolliffe	GBR	00:33:31	00:14:22	00:01:34	00:17:35			
10	5007	Spencer Bateman	GBR	00:34:01	00:15:17	00:01:24	00:17:21			
11	5018	Robert Eveson	GBR	00:34:10	00:15:09	00:02:09	00:16:52			
12	5013	Harrison Lee	GBR	00:34:53	00:13:55	00:01:50	00:19:08			
13	5009	Robert Clark	GBR	00:35:14	00:13:47	00:01:57	00:19:30			
14	5021	Jamie Pullinger	GBR	00:35:17	00:15:57	00:02:05	00:17:15			
15	5016	Danny Beck	GBR	00:35:37	00:14:50	00:01:50	00:18:57			
16	5020	Andy Jones	GBR	00:35:41	00:14:28	00:02:00	00:19:14			
17	5019	Calum Gorman	GBR	00:36:08	00:15:05	00:02:05	00:18:58			
18	5023	Mark Todhunter	GBR	00:37:25	00:14:20	00:01:33	00:21:32			
19	5003	Ben Warburton	GBR	00:37:34	00:14:36	00:01:55	00:21:02			
20	5010	Thomas Edmond	GBR	00:37:51	00:16:09	00:01:54	00:19:48			
21	5015	Benjamin Williamson	GBR	00:37:55	00:15:40	00:01:50	00:20:25			
22	5024	Dominik Fabry	SVK	00:39:57	00:15:35	00:02:19	00:22:02			
23	5017	George Burton	GBR	00:41:27	00:17:57	00:02:32	00:20:58			
24	5014	Liam Tupling	GBR	00:44:05	00:20:01	00:02:21	00:21:44			

Head Referees: Elite / U-23 / Juniors Kati Raudsepp (EST), Age Groups - Paula Maia (POR) | Competition Jury: Carmen Gómez (ESP), Renato Bertrandi (ITA), Sérgio Dias (POR) | Technical Delegates: Carmen Gómez (ESP), Eero Raudsepp (EST)

Distance Route: Swim 1000m 1 Lap | Run 5Km (2 Laps) | Elite: Air temperature: 16,8°C | Water temperature 18,4°C | A.G: Air temperature: 18.2°C | Water temperature 18,6°C- Wetsuit allowed
 #88 (DSQ) Fernando Garcia (ESP) because Guide pulling the athlete | #88 Sonia Ramos (ESP) served in T1 - 15sec | #3 Arnaud Des Boscs (FRA) served 15sec penalty during the run | #5324 Carlo Simongini (ITA), #5528 Lisa Taylor (GBR), #5550 Jacqui Phillips (GBR) served in T1 15sec | #5516 (DQS) Beatriz Molina Garcia not completed the run course

generate 21-Jun-2024 13:39

Timing / data processing | Lap2Go Timing Solutions

Europe Triathlon Multisport Championships, Coimbra, PT

OFFICIAL RESULTS

Wave Start - M30-39

Time 11:03
Temp. °C 23.1°C
Humidity 52%
Water 18,4°C

RANK	BIB	NAME	TEAM	RESULT	Swim	T1	Run
1	5116	Robin Sottiau	BEL	00:30:45	00:12:54	00:01:21	00:16:30
2	5112	Dimitris Stamatou	GRE	00:30:57	00:12:37	00:01:34	00:16:46
3	5105	Sam Barratt	GBR	00:31:08	00:12:33	00:01:29	00:17:06
4	5104	Axel De Poorter	FRA	00:31:28	00:13:13	00:01:32	00:16:44
5	5124	Greg Divall	GBR	00:32:56	00:14:06	00:01:50	00:17:00
6	5102	João Rebelo	POR	00:33:11	00:14:32	00:01:33	00:17:06
7	5101	João Matos Rodrigues	POR	00:33:33	00:14:13	00:01:36	00:17:44
8	5123	Calum Clark	GBR	00:33:35	00:15:04	00:01:46	00:16:45
9	5122	Shaun Challis	GBR	00:33:42	00:13:45	00:01:46	00:18:11
10	5115	Henrique Ubach	POR	00:33:51	00:14:08	00:01:45	00:17:58
11	5117	Victor García Lopez	ESP	00:34:20	00:14:13	00:01:34	00:18:33
12	5114	Bruno Caetano	POR	00:34:36	00:14:58	00:01:32	00:18:06
13	5108	Clinton Lowe	GBR	00:34:45	00:15:05	00:01:34	00:18:06
14	5132	Robert George Wakefield	GBR	00:34:56	00:15:20	00:01:56	00:17:41
15	5127	Christopher Heaps	GBR	00:35:01	00:15:09	00:01:25	00:18:27
16	5100	André Cortezão Ferreira	POR	00:35:09	00:14:04	00:01:43	00:19:23
17	5119	Oliver Anthony	GBR	00:35:57	00:16:13	00:01:51	00:17:53
18	5134	Nicola Papini	ITA	00:36:06	00:14:17	00:01:53	00:19:56
19	5126	Luke Halliday	GBR	00:36:15	00:15:01	00:01:56	00:19:18
20	5103	Juan Pablo Perez Muñoz	ESP	00:36:36	00:17:05	00:01:42	00:17:49
21	5121	David Brown	GBR	00:37:13	00:16:50	00:02:23	00:18:01
22	5113	Nick Flanagan	IRL	00:37:42	00:15:24	00:01:49	00:20:29
23	5120	Timothy Bagguley	GBR	00:38:26	00:15:15	00:02:06	00:21:05
24	5125	Matthew Garside	GBR	00:39:19	00:18:44	00:02:10	00:18:26
25	5131	Kyle Spencer	GBR	00:40:08	00:18:11	00:02:15	00:19:42
26	5110	Ben Sharp	GBR	00:40:37	00:16:17	00:02:21	00:21:58
27	5129	Christopher Peatfield	GBR	00:40:52	00:18:28	00:02:23	00:20:02
28	5107	Joe Hicks	GBR	00:41:39	00:18:18	00:02:17	00:21:04
29	5130	Stefano Persichini	GBR	00:41:54	00:20:30	00:01:46	00:19:38
30	5128	Josh McGregor	GBR	00:42:19	00:18:15	00:02:40	00:21:24
31	5133	Richard Waldron	GBR	00:42:41	00:22:29	00:02:12	00:16:35

Head Referees: Elite / U-23 / Juniors Kati Raudsepp (EST), Age Groups - Paula Maia (POR) | Competition Jury: Carmen Gómez (ESP), Renato Brandi (ITA), Sérgio Dias (POR) | Technical Delegates: Carmen Gómez (ESP), Eero Raudsepp (EST)



Distance Route: Swim 1000m 1 Lap | Run 5Km (2 Laps) | Elite: Air temperature: 16,8°C | Water temperature 18,4°C | A.G: Air temperature: 18.2°C | Water temperature 18,6°C - Wetsuit allowed
 #86 (DSQ) Fernando García (ESP) because Guide pulling the athlete | #88 Sonia Ramos (ESP) served in T1 - 15sec | #3 Arnaud Des Boscs (FRA) served 15sec penalty during the run | #5324 Carlo Simongini (ITA), #5528 Lisa Taylor (GBR), #5550 Jacqui Phillips (GBR) served in T1 15sec | #5516 (DQS) Beatriz Molina Garcia not completed the run course

generate 21-Jun-2024 13:39

Timing / data processing | Lap2Go Timing Solutions

Europe Triathlon Multisport Championships, Coimbra, PT

OFFICIAL RESULTS

32	5109	Tom Newbery-Dunn		GBR	00:42:59	00:18:42	00:02:01	00:22:16
33	5111	Shane Skillin		GBR	00:44:12	00:17:47	00:02:44	00:23:40

Head Referees: Elite / U-23 / Juniors Kati Raudsepp (EST), Age Groups - Paula Maia (POR) | Competition Jury: Carmen Gómez (ESP), Renato Bertrandi (ITA), Sérgio Dias (POR) | Technical Delegates: Carmen Gómez (ESP), Eero Raudsepp (EST)

Distance Route: Swim 1000m 1 Lap | Run 5Km (2 Laps) | Elite: Air temperature: 16,8°C | Water temperature 18,4°C | A.G: Air temperature: 18.2°C | Water temperature 18,6°C- Wetsuit allowed
 #86 (DSQ) Fernando Garcia (ESP) because Guide pulling the athlete | #88 Sonia Ramos (ESP) served in T1 - 15sec | #3 Arnaud Des Boscs (FRA) served 15sec penalty during the run | #5324 Carlo Simongini (ITA), #5528 Lisa Taylor (GBR), #5550 Jacqui Phillips (GBR) served in T1 15sec | #5516 (DQS) Beatriz Molina Garcia not completed the run course

generate 21-Jun-2024 13:39

Timing / data processing | Lap2Go Timing Solutions

Europe Triathlon Multisport Championships, Coimbra, PT

OFFICIAL RESULTS

Wave Start - M40-44

RANK	BIB	NAME	TEAM	RESULT	Swim	T1	Run
1	5143	Nicolas Onillon	 FRA	00:32:04	00:13:44	00:01:38	00:16:42
2	5150	Ross Hutchison	 GBR	00:32:57	00:13:54	00:01:37	00:17:25
3	5136	Rafael Batista	 POR	00:32:57	00:15:04	00:01:31	00:16:23
4	5145	Pip Bennett	 GBR	00:33:06	00:13:28	00:01:43	00:17:56
5	5159	Riccardo Palumbo	 ITA	00:34:21	00:13:47	00:01:53	00:18:41
6	5149	Simon Cole	 GBR	00:34:46	00:17:01	00:01:37	00:16:08
7	5157	Jonathan Webb	 GBR	00:35:02	00:15:21	00:01:47	00:17:53
8	5151	Alan Marsh	 GBR	00:35:31	00:14:57	00:02:02	00:18:32
9	5139	Martin Brna	 SVK	00:35:55	00:15:31	00:01:55	00:18:29
10	5138	Duarte Martins	 POR	00:36:10	00:16:32	00:01:38	00:18:00
11	5140	Joan Alarcón Vila	 ESP	00:36:32	00:16:59	00:01:49	00:17:44
12	5154	Jules Richards	 GBR	00:37:11	00:15:45	00:02:00	00:19:26
13	5147	Gary Burman	 GBR	00:37:38	00:16:29	00:02:00	00:19:09
14	5146	Andy Bray	 GBR	00:37:41	00:14:49	00:02:01	00:20:51
15	5156	Barry Sturrock	 GBR	00:38:08	00:17:05	00:01:59	00:19:03
16	5158	Daniel Weston	 GBR	00:38:14	00:15:51	00:02:03	00:20:21
17	5148	Greg Chance	 GBR	00:38:31	00:18:23	00:01:47	00:18:21
18	5152	Steven Owen	 GBR	00:38:33	00:17:08	00:02:15	00:19:10
19	5144	Nicholas Bellamy	 GBR	00:38:40	00:17:19	00:02:11	00:19:10
20	5160	Dániel Bakos	 HUN	00:39:13	00:15:39	00:02:21	00:21:14
21	5153	Martyn Phillips	 GBR	00:39:15	00:17:06	00:02:13	00:19:56
22	5155	Paul Schroder	 GBR	00:43:07	00:18:52	00:02:33	00:21:42
23	5135	Nuno Afonso	 POR	00:44:27	00:20:26	00:03:39	00:20:22
24	5141	Javier López García	 ESP	00:44:46	00:19:08	00:02:32	00:23:05

Head Referees: Elite / U-23 / Juniors Kati Raudsepp (EST), Age Groups - Paula Maia (POR) | Competition Jury: Carmen Gómez (ESP), Renato Bertrandi (ITA), Sérgio Dias (POR) | Technical Delegates: Carmen Gómez (ESP), Eero Raudsepp (EST)

Distance Route: Swim 1000m 1 Lap | Run 5Km (2 Laps) | Elite: Air temperature: 16,8°C | Water temperature 18,4°C | A.G: Air temperature: 18.2°C | Water temperature 18,6°C- Wetsuit allowed
 #86 (DSQ) Fernando García (ESP) because Guide pulling the athlete | #88 Sonia Ramos (ESP) served in T1 - 15sec | #3 Arnaud Des Boscs (FRA) served 15sec penalty during the run | #5324 Carlo Simongini (ITA), #5528 Lisa Taylor (GBR), #5550 Jacqui Phillips (GBR) served in T1 15sec | #5516 (DQS) Beatriz Molina Garcia not completed the run course

generate 21-Jun-2024 13:39

Timing / data processing | Lap2Go Timing Solutions

Europe Triathlon Multisport Championships, Coimbra, PT

OFFICIAL RESULTS

Wave Start - M45-49

RANK	BIB	NAME	TEAM	RESULT	Swim	T1	Run
1	5204	Lionel Roye	 FRA	00:33:04	00:14:05	00:01:29	00:17:30
2	5205	Xavier Tupet	 FRA	00:34:00	00:13:53	00:01:26	00:18:41
3	5200	Rui Duarte	 POR	00:34:08	00:13:51	00:01:46	00:18:31
4	5224	Nigel Fanning	 IRL	00:34:48	00:13:26	00:01:46	00:19:37
5	5202	Jaime Catala Sanchez	 ESP	00:35:13	00:14:00	00:01:46	00:19:27
6	5208	Nigel Gaskin	 GBR	00:35:45	00:14:28	00:02:10	00:19:08
7	5212	Richard Hyder	 GBR	00:36:33	00:14:23	00:02:15	00:19:55
8	5210	Rhys Harries	 GBR	00:36:51	00:16:23	00:01:46	00:18:42
9	5222	Graeme Tunstall	 GBR	00:37:20	00:15:33	00:02:02	00:19:44
10	5218	John Redding	 GBR	00:37:24	00:17:20	00:02:03	00:18:01
11	5217	Steven Paine	 GBR	00:38:23	00:14:25	00:01:59	00:21:59
12	5215	Alasdair McLeod	 GBR	00:38:26	00:16:29	00:02:13	00:19:44
13	5221	Ryan Smith	 GBR	00:38:29	00:17:24	00:01:58	00:19:07
14	5216	Geoff McMullan	 GBR	00:38:38	00:16:30	00:02:14	00:19:54
15	5223	Mark Wilson	 GBR	00:39:05	00:16:32	00:01:54	00:20:39
16	5207	James Coleman	 GBR	00:39:11	00:16:25	00:01:59	00:20:46
17	5209	Konstantin Gayduk	 GBR	00:39:32	00:16:16	00:02:10	00:21:06
18	5203	Margus Kullerkupp	 EST	00:39:41	00:17:29	00:02:26	00:19:46
19	5220	Mehmet Shoukru	 GBR	00:40:32	00:17:43	00:02:26	00:20:24
20	5213	Colin Kirby	 GBR	00:43:26	00:18:16	00:02:20	00:22:50
21	5211	Ben Hieatt-Smith	 GBR	00:44:25	00:18:33	00:02:21	00:23:31
22	5214	Ashley Kirkham	 GBR	00:51:00	00:21:37	00:02:56	00:26:27
23	5201	Daniel Leão	 POR	00:57:59	00:23:03	00:03:58	00:30:58

Head Referees: Elite / U-23 / Juniors Kati Raudsepp (EST), Age Groups - Paula Maia (POR) | Competition Jury: Carmen Gómez (ESP), Renato Bertrandi (ITA), Sérgio Dias (POR) | Technical Delegates: Carmen Gómez (ESP), Eero Raudsepp (EST)

Distance Route: Swim 1000m 1 Lap | Run 5Km (2 Laps) | Elite: Air temperature: 16,8°C | Water temperature 18,4°C | A.G: Air temperature: 18.2°C | Water temperature 18,6°C - Wetsuit allowed
 #86 (DSQ) Fernando Garcia (ESP) because Guide pulling the athlete | #88 Sonia Ramos (ESP) served in T1 - 15sec | #3 Arnaud Des Boscs (FRA) served 15sec penalty during the run | #5324 Carlo Simongini (ITA), #5528 Lisa Taylor (GBR), #5550 Jacqui Phillips (GBR) served in T1 15sec | #5516 (DQS) Beatriz Molina Garcia not completed the run course

generate 21-Jun-2024 13:39

Timing / data processing | Lap2Go Timing Solutions

Europe Triathlon Multisport Championships, Coimbra, PT

OFFICIAL RESULTS

Wave Start - M50-59

RANK	BIB	NAME	TEAM	RESULT	Swim	T1	Run	Time	Temp. °C	Humidity	Water
1	5251	Uli Lüttel	GER	00:32:49	00:13:03	00:01:46	00:18:00	11:12	23.1°C	52%	18,4°C
2	5231	Mario Rosell Rosique	ESP	00:33:23	00:13:46	00:01:41	00:17:56				
3	5226	Bruno Grilo	POR	00:34:17	00:14:48	00:01:36	00:17:53				
4	5234	Steven Carragher	GBR	00:34:43	00:15:08	00:01:45	00:17:50				
5	5257	Martin Skalnik	SVK	00:34:46	00:14:13	00:01:56	00:18:37				
6	5254	Cristian Cerchiaro	ITA	00:34:52	00:14:52	00:01:52	00:18:08				
7	5227	Gonçalo Neves	POR	00:35:02	00:14:51	00:01:37	00:18:34				
8	5228	Victor Dobaño Lazaro	ESP	00:35:50	00:15:05	00:01:43	00:19:02				
9	5242	Rob Jamison	GBR	00:35:51	00:13:29	00:01:58	00:20:24				
10	5244	Philip - Pip Moore	GBR	00:35:51	00:15:05	00:01:49	00:18:57				
11	5232	Gregory Lefebvre	FRA	00:35:53	00:14:01	00:02:04	00:19:48				
12	5245	Neil Phillips	GBR	00:35:55	00:15:02	00:01:44	00:19:09				
13	5229	Hugo Ecija Bernal	ESP	00:35:59	00:14:54	00:01:44	00:19:21				
14	5261	Fabrice Bossion	FRA	00:36:03	00:15:07	00:01:42	00:19:14				
15	5274	Olaf Geserick	GER	00:36:22	00:14:21	00:02:11	00:19:51				
16	5243	Andrew Kitson	GBR	00:36:27	00:15:00	00:01:44	00:19:42				
17	5240	Steven Horner	GBR	00:36:37	00:14:11	00:01:59	00:20:26				
18	5273	Tony Witmond	GBR	00:36:54	00:16:05	00:01:53	00:18:56				
19	5253	Eddie Burton	IRL	00:36:59	00:15:53	00:01:58	00:19:07				
20	5267	James Panton	GBR	00:37:29	00:15:18	00:01:56	00:20:15				
21	5276	Renzo Mansueti	ITA	00:37:46	00:16:43	00:01:56	00:19:07				
22	5260	Luis Gavilan Ordoñez	ESP	00:37:47	00:15:13	00:02:01	00:20:33				
23	5241	Peter Hulme	GBR	00:38:18	00:16:08	00:01:52	00:20:18				
24	5236	Tim Coolican	GBR	00:38:49	00:16:57	00:02:13	00:19:39				
25	5264	Paul Elsey	GBR	00:39:00	00:16:28	00:02:04	00:20:28				
26	5255	Paulo Jorge Silva	POR	00:39:13	00:19:00	00:01:51	00:18:22				
27	5272	Paul Williamson	GBR	00:40:05	00:20:28	00:01:47	00:17:50				
28	5237	Rick Crabtree	GBR	00:40:11	00:18:02	00:02:20	00:19:49				
29	5248	Paul Russell	GBR	00:40:33	00:16:38	00:01:56	00:22:00				
30	5225	Luis Ferreira	POR	00:40:48	00:17:40	00:02:24	00:20:43				
31	5247	Clive Richardson	GBR	00:41:36	00:17:28	00:01:44	00:22:24				

Head Referees: Elite / U-23 / Juniors Kati Raudsepp (EST), Age Groups - Paula Maia (POR) | Competition Jury: Carmen Gómez (ESP), Renato Bertrandi (ITA), Sérgio Dias (POR) | Technical Delegates: Carmen Gómez (ESP), Eero Raudsepp (EST)

Distance Route: Swim 1000m 1 Lap | Run 5Km (2 Laps) | Elite: Air temperature: 16,8°C | Water temperature 18,4°C | A.G: Air temperature: 18.2°C | Water temperature 18.6°C - Wetsuit allowed
 #86 (DSQ) Fernando Garcia (ESP) because Guide pulling the athlete | #88 Sonia Ramos (ESP) served in T1 - 15sec | #3 Arnaud Des Boscs (FRA) served 15sec penalty during the run | #5324 Carlo Simongini (ITA), #5528 Lisa Taylor (GBR), #5550 Jacqui Phillips (GBR) served in T1 15sec | #5516 (DQS) Beatriz Molina Garcia not completed the run course

generate 21-Jun-2024 13:39

Timing / data processing | Lap2Go Timing Solutions

Europe Triathlon Multisport Championships, Coimbra, PT

OFFICIAL RESULTS

32	5270	Adrian Wilkins		GBR	00:41:44	00:16:11	00:02:21	00:23:12
33	5249	Digby Spencer-Lewis		GBR	00:41:53	00:17:52	00:02:42	00:21:19
34	5258	Manuel Cuadrado Sanguino		ESP	00:42:09	00:19:01	00:02:01	00:21:08
35	5262	Trevor Burton		GBR	00:42:20	00:17:33	00:02:06	00:22:41
36	5235	Mark Christie		GBR	00:43:06	00:20:22	00:01:57	00:20:47
37	5233	Mark Bateman		GBR	00:43:34	00:17:50	00:02:42	00:23:03
38	5271	Lyndon Williams		GBR	00:44:14	00:15:47	00:02:24	00:26:04
39	5269	Michael Stevenson		GBR	00:44:15	00:19:29	00:02:22	00:22:24
40	5238	Paul Denton		GBR	00:44:26	00:15:29	00:02:23	00:26:34
41	5250	Nick Walker		GBR	00:44:27	00:19:15	00:02:44	00:22:28
42	5265	John Gildea		GBR	00:44:34	00:19:41	00:02:28	00:22:25
43	5252	Mark Bailey		IRL	00:44:58	00:18:09	00:02:40	00:24:09
44	5263	Phillip Cannell		GBR	00:45:59	00:20:40	00:02:38	00:22:41
45	5239	Stewart Hackman		GBR	00:47:46	00:21:01	00:02:38	00:24:07
46	5256	Rudolf Krizik		SVK	00:48:11	00:20:50	00:01:57	00:25:24

Head Referees: Elite / U-23 / Juniors Kati Raudsepp (EST), Age Groups - Paula Maia (POR) | Competition Jury: Carmen Gómez (ESP), Renato Bertrandi (ITA), Sérgio Dias (POR) | Technical Delegates: Carmen Gómez (ESP), Eero Raudsepp (EST)

Distance Route: Swim 1000m 1 Lap | Run 5Km (2 Laps) | Elite: Air temperature: 16,8°C | Water temperature 18,4°C | A.G: Air temperature: 18.2°C | Water temperature 18,6°C - Wetsuit allowed
 #86 (DSQ) Fernando Garcia (ESP) because Guide pulling the athlete | #88 Sonia Ramos (ESP) served in T1 - 15sec | #3 Arnaud Des Boscs (FRA) served 15sec penalty during the run | #5324 Carlo Simongini (ITA), #5528 Lisa Taylor (GBR), #5550 Jacqui Phillips (GBR) served in T1 15sec | #5516 (DQS) Beatriz Molina Garcia not completed the run course

generate 21-Jun-2024 13:39

Timing / data processing | Lap2Go Timing Solutions

Europe Triathlon Multisport Championships, Coimbra, PT

OFFICIAL RESULTS

Wave Start - M60-69							Time	Temp. °C	Humidity	Water
							11:15	23.1°C	52%	18,4°C
RANK	BIB	NAME	TEAM	RESULT	Swim	T1	Run			
1	5300	Antonio Fernando Horta	POR	00:35:55	00:16:43	00:01:47	00:17:25			
2	5312	Sean Kinsey	GBR	00:35:56	00:13:22	00:02:19	00:20:15			
3	5320	Richard Searle	GBR	00:36:37	00:14:38	00:01:53	00:20:05			
4	5324	Carlo Simongini	ITA	00:37:54	00:17:39	00:02:06	00:18:09			
5	5321	Matthew Stone	GBR	00:38:13	00:16:19	00:02:09	00:19:45			
6	5337	Gianfranco Coppa	ITA	00:38:18	00:16:19	00:01:44	00:20:15			
7	5304	Antoni Vila	ESP	00:38:39	00:17:19	00:01:54	00:19:26			
8	5323	John Kenny	IRL	00:39:03	00:16:17	00:02:06	00:20:40			
9	5319	Mark Scott	GBR	00:39:39	00:14:36	00:02:16	00:22:47			
10	5317	Ian Roots	GBR	00:39:49	00:18:24	00:02:04	00:19:20			
11	5302	Carlos Ibañez Muñoz	ESP	00:40:04	00:16:31	00:01:48	00:21:45			
12	5308	Adrian Feasby	GBR	00:40:34	00:16:55	00:01:52	00:21:47			
13	5301	João Silva	POR	00:42:01	00:15:37	00:02:37	00:23:47			
14	5307	Martin Duthie	GBR	00:42:08	00:19:12	00:02:36	00:20:20			
15	5326	Joachim Rathbauer	AUT	00:42:12	00:17:31	00:02:57	00:21:44			
16	5313	Robert McCulloch	GBR	00:42:42	00:19:19	00:02:38	00:20:46			
17	5336	Raffaele Buonocore	ITA	00:42:54	00:17:27	00:02:12	00:23:15			
18	5305	Pierre Picabea	FRA	00:42:59	00:17:53	00:02:17	00:22:49			
19	5310	Derek Halley	GBR	00:43:10	00:19:51	00:02:03	00:21:15			
20	5316	Andrew Ritchings	GBR	00:43:18	00:19:07	00:02:03	00:22:07			
21	5330	Paul Haslam	GBR	00:43:39	00:20:33	00:01:45	00:21:20			
22	5311	Mark Harney	GBR	00:43:53	00:19:27	00:01:57	00:22:30			
23	5331	Peter Hayward	GBR	00:44:02	00:18:18	00:02:34	00:23:09			
24	5329	Nigel Burnell	GBR	00:44:23	00:19:52	00:02:15	00:22:16			
25	5303	Joan Mayol I Pizá	ESP	00:45:55	00:17:23	00:02:39	00:25:53			
26	5306	Christopher Calvert	GBR	00:45:58	00:19:24	00:02:43	00:23:51			
27	5328	Michael Battersby	GBR	00:46:48	00:17:37	00:02:44	00:26:27			
28	5335	Lindsay Young	GBR	00:46:48	00:19:03	00:02:52	00:24:54			
29	5309	James Fox	GBR	00:47:13	00:20:53	00:02:38	00:23:42			
30	5333	Martyn Lever	GBR	00:47:42	00:19:41	00:02:39	00:25:22			
31	5318	Lewis Saunders	GBR	00:48:49	00:20:40	00:02:52	00:25:18			

Head Referees: Elite / U-23 / Juniors Kati Raudsepp (EST), Age Groups - Paula Maia (POR) | Competition Jury: Carmen Gómez (ESP), Renato Brandi (ITA), Sérgio Dias (POR) | Technical Delegates: Carmen Gómez (ESP), Eero Raudsepp (EST)





Distance Route: Swim 1000m 1 Lap | Run 5Km (2 Laps) | Elite: Air temperature: 16,8°C | Water temperature 18,4°C | A.G: Air temperature: 18.2°C | Water temperature 18,6°C - Wetsuit allowed
 #86 (DSQ) Fernando García (ESP) because Guide pulling the athlete | #88 Sonia Ramos (ESP) served in T1 - 15sec | #3 Arnaud Des Boscs (FRA) served 15sec penalty during the run | #5324 Carlo Simongini (ITA), #5528 Lisa Taylor (GBR), #5550 Jacqui Phillips (GBR) served in T1 15sec | #5516 (DQS) Beatriz Molina Garcia not completed the run course

generate 21-Jun-2024 13:39

Timing / data processing | Lap2Go Timing Solutions

Europe Triathlon Multisport Championships, Coimbra, PT

OFFICIAL RESULTS

32	5322	Simon Williams		GBR	00:49:27	00:20:25	00:02:14	00:26:48
33	5334	Tony Main		GBR	00:50:53	00:21:48	00:02:30	00:26:35
34	5332	Mick Joyce		GBR	00:53:34	00:24:43	00:02:53	00:25:58
35	5325	Francisco Manuel Bexiga		POR	01:03:39	00:26:07	00:03:50	00:33:42

Head Referees: Elite / U-23 / Juniors Kati Raudsepp (EST), Age Groups - Paula Maia (POR) | Competition Jury: Carmen Gómez (ESP), Renato Bertrandi (ITA), Sérgio Dias (POR) | Technical Delegates: Carmen Gómez (ESP), Eero Raudsepp (EST)

Distance Route: Swim 1000m 1 Lap | Run 5Km (2 Laps) | Elite: Air temperature: 16,8°C | Water temperature 18,4°C | A.G: Air temperature: 18.2°C | Water temperature 18,6°C- Wetsuit allowed
 #86 (DSQ) Fernando Garcia (ESP) because Guide pulling the athlete | #88 Sonia Ramos (ESP) served in T1 - 15sec | #3 Arnaud Des Boscs (FRA) served 15sec penalty during the run | #5324 Carlo Simongini (ITA), #5528 Lisa Taylor (GBR), #5550 Jacqui Phillips (GBR) served in T1 15sec | #5516 (DQS) Beatriz Molina Garcia not completed the run course













generate 21-Jun-2024 13:39

Timing / data processing | Lap2Go Timing Solutions

Europe Triathlon Multisport Championships, Coimbra, PT

OFFICIAL RESULTS

Wave Start - M70

RANK	BIB	NAME	TEAM	RESULT	Swim	T1	Run
1	5340	Neil Arundel	 GBR	00:42:53	00:17:42	00:02:15	00:22:57
2	5339	Alain Maubras	 FRA	00:44:31	00:19:28	00:02:01	00:23:02
3	5344	Michael Lisle	 GBR	00:45:01	00:18:16	00:02:20	00:24:25
4	5342	Philip Kidd	 GBR	00:48:10	00:22:08	00:02:24	00:23:38
5	5349	Ted Hamilton	 GBR	00:49:19	00:19:44	00:02:25	00:27:10
6	5347	Hans Heinz Schumacher	 GER	00:49:21	00:22:35	00:03:12	00:23:34
7	5345	Anthony Metcalfe	 GBR	00:49:30	00:25:58	00:02:33	00:21:00
8	5341	Paul Bennett	 GBR	00:52:11	00:22:30	00:02:28	00:27:13
9	5350	Andrew Rennie	 GBR	00:53:56	00:24:53	00:02:55	00:26:09
10	5346	Colin Mitchell	 GBR	00:54:56	00:24:57	00:02:38	00:27:21
11	5352	Douglas Wood	 GBR	00:57:15	00:24:56	00:02:40	00:29:38
12	5343	Graham Le Good	 GBR	00:58:56	00:22:42	00:03:00	00:33:13
13	5348	Mick Anglim	 GBR	01:00:46	00:31:08	00:03:17	00:26:21
14	5353	Miguel Vidal Galindo	 ESP	01:04:20	00:28:01	00:03:58	00:32:21
15	5338	Luis Javier Aulet Marrero	 ESP	01:06:53	00:25:47	00:03:53	00:37:13
16	5355	Siegbert Steuck	 GER	01:12:07	00:26:40	00:04:59	00:40:28
17	5356	Gherardo Mercati	 ITA	01:12:30	00:29:44	00:06:46	00:36:00

Time 11:18
Temp. °C 24.2°C
Humidity 50%
Water 18.4°C

Head Referees: Elite / U-23 / Juniors Kati Raudsepp (EST), Age Groups - Paula Maia (POR) | Competition Jury: Carmen Gómez (ESP), Renato Bertrandi (ITA), Sérgio Dias (POR) | Technical Delegates: Carmen Gómez (ESP), Eero Raudsepp (EST)

Distance Route: Swim 1000m 1 Lap | Run 5Km (2 Laps) | Elite: Air temperature: 16,8°C | Water temperature 18,4°C | A.G: Air temperature: 18.2°C | Water temperature 18,6°C- Wetsuit allowed
#86 (DSQ) Fernando Garcia (ESP) because Guide pulling the athlete | #88 Sonia Ramos (ESP) served in T1 - 15sec | #3 Arnaud Des Bosc (FRA) served 15sec penalty during the run | #5324 Carlo Simongini (ITA), #5528 Lisa Taylor (GBR), #5550 Jacqui Phillips (GBR) served in T1 15sec | #5516 (DQS) Beatriz Molina Garcia not completed the run course

generate 21-Jun-2024 13:39

Timing / data processing | Lap2Go Timing Solutions

Europe Triathlon Multisport Championships, Coimbra, PT

OFFICIAL RESULTS

Wave Start - F16-29

RANK	BIB	NAME	TEAM	RESULT	Swim	T1	Run	
					Time	Temp. °C	Humidity	Water
					11:21	24.2°C	50%	18,4°C
1	5424	Jessica Caughtry	GBR	00:34:58	00:13:40	00:02:01	00:19:16	
2	5405	Isabel Moore	GBR	00:35:31	00:14:34	00:01:32	00:19:25	
3	5402	Anna Jolliffe	GBR	00:35:39	00:14:30	00:01:37	00:19:32	
4	5421	Maéva Doutau	FRA	00:35:39	00:15:00	00:01:53	00:18:46	
5	5413	Imogen Matthews	GBR	00:35:42	00:15:30	00:01:53	00:18:18	
6	5414	Georgina Munday	GBR	00:35:46	00:13:41	00:01:41	00:20:24	
7	5406	Eliza Radclyffe	GBR	00:37:12	00:13:26	00:01:52	00:21:54	
8	5403	Megan MacDonald	GBR	00:37:47	00:14:18	00:02:40	00:20:49	
9	5400	Daniela Cecilia garcia	ESP	00:38:40	00:15:05	00:01:35	00:22:00	
10	5404	Grace Mason	GBR	00:38:52	00:16:01	00:01:44	00:21:08	
11	5417	Naoise O'Donnell	IRL	00:38:58	00:15:05	00:01:36	00:22:17	
12	5428	Toni Moore	GBR	00:39:28	00:16:26	00:01:47	00:21:16	
13	5407	Elizabeth Ryan	GBR	00:39:40	00:15:53	00:01:51	00:21:57	
14	5422	Sophie Abrahams	GBR	00:39:43	00:15:45	00:02:11	00:21:47	
15	5427	Hayley Lamkin	GBR	00:40:11	00:18:13	00:02:15	00:19:43	
16	5426	Ellen Kerr	GBR	00:40:32	00:17:27	00:02:13	00:20:52	
17	5425	Georgina Greenwood	GBR	00:40:47	00:18:27	00:02:05	00:20:15	
18	5423	Lucy Carter	GBR	00:40:53	00:16:15	00:01:59	00:22:39	
19	5401	Niamh Barnsley Ryan	GBR	00:41:25	00:15:57	00:01:52	00:23:36	
20	5411	Lucy Elms	GBR	00:42:02	00:21:25	00:01:41	00:18:57	
21	5415	Jade Ong	GBR	00:42:34	00:16:02	00:02:43	00:23:49	
22	5418	Oonagh Payne	IRL	00:43:00	00:16:07	00:02:14	00:24:39	
23	5408	Isabella Vinter	GBR	00:43:53	00:18:13	00:01:52	00:23:47	
24	5419	Patricia Emidio	POR	00:47:25	00:20:07	00:02:09	00:25:09	
25	5429	Amy Reynolds	GBR	00:47:27	00:22:08	00:02:44	00:22:35	
26	5410	Ainhoa Andrea Herranz Taber	ESP	00:50:46	00:18:52	00:02:38	00:29:17	
27	5409	Marta Lima Machado	POR	00:51:14	00:22:40	00:03:21	00:25:14	
28	5430	Anne Boyle	IRL	00:53:02	00:24:14	00:02:07	00:26:40	
0	5416	Molly Wilkins	GBR	DNF	00:17:08	00:01:16		

Head Referees: Elite / U-23 / Juniors Kati Raudsepp (EST), Age Groups - Paula Maia (POR) | Competition Jury: Carmen Gómez (ESP), Renato Brandi (ITA), Sérgio Dias (POR) | Technical Delegates: Carmen Gómez (ESP), Eero Raudsepp (EST)

Distance Route: Swim 1000m 1 Lap | Run 5Km (2 Laps) | Elite: Air temperature: 16,8°C | Water temperature 18,4°C | A.G: Air temperature: 18.2°C | Water temperature 18.6°C - Wetsuit allowed
 #86 (DSQ) Fernando Garcia (ESP) because Guide pulling the athlete | #88 Sonia Ramos (ESP) served in T1 - 15sec | #3 Arnaud Des Boscs (FRA) served 15sec penalty during the run | #5324 Carlo Simongini (ITA), #5528 Lisa Taylor (GBR), #5550 Jacqui Phillips (GBR) served in T1 15sec | #5516 (DQS) Beatriz Molina Garcia not completed the run course

generate 21-Jun-2024 13:39

Timing / data processing | Lap2Go Timing Solutions

Europe Triathlon Multisport Championships, Coimbra, PT

OFFICIAL RESULTS

Wave Start - F30-44

							Time	Temp. °C	Humidity	Water
							11:24	24.2°C	50%	18,4°C
RANK	BIB	NAME	TEAM	RESULT	Swim	T1	Run			
1	5454	Kara McKenzie-Tait	GBR	00:34:45	00:14:35	00:02:03	00:18:06			
2	5440	Nicky Savill	GBR	00:36:50	00:16:03	00:01:45	00:19:02			
3	5465	Veronica Green-Jones	GBR	00:37:00	00:15:35	00:01:44	00:19:40			
4	5435	Katie Irving	GBR	00:37:07	00:14:36	00:02:00	00:20:31			
5	5463	Victoria Cole	GBR	00:37:34	00:15:15	00:02:01	00:20:18			
6	5444	Sophie Thrussell	GBR	00:37:38	00:15:53	00:01:56	00:19:49			
7	5446	Niamh Murphy	IRL	00:37:41	00:14:56	00:02:15	00:20:30			
8	5449	Jennifer Garcia Jimenez	ESP	00:38:16	00:16:06	00:01:44	00:20:26			
9	5461	Louisa Bellamy	GBR	00:38:17	00:15:14	00:01:54	00:21:09			
10	5471	Gemma Moore	GBR	00:38:39	00:17:42	00:02:09	00:18:48			
11	5438	Hayley Newman	GBR	00:38:39	00:15:33	00:01:53	00:21:13			
12	5436	Stephanie Millin	GBR	00:39:03	00:15:07	00:02:08	00:21:48			
13	5457	Emma Stormont	GBR	00:39:06	00:15:58	00:01:54	00:21:15			
14	5476	Katie Wright	GBR	00:39:13	00:16:20	00:02:03	00:20:49			
15	5431	Joanna Bartlett	GBR	00:39:50	00:16:42	00:02:10	00:20:58			
16	5455	Natasha Perks	GBR	00:39:51	00:17:41	00:01:53	00:20:18			
17	5447	Carolina Silva	POR	00:39:55	00:14:26	00:02:00	00:23:29			
18	5439	Naomi Reynolds	GBR	00:40:11	00:14:48	00:02:21	00:23:02			
19	5437	Judith Mottram	GBR	00:40:29	00:17:44	00:01:57	00:20:48			
20	5475	Sandra Weir	GBR	00:40:34	00:17:28	00:02:00	00:21:06			
21	5477	Monika Ozarowska	POL	00:40:46	00:16:03	00:02:07	00:22:36			
22	5434	Sophie Hunt	GBR	00:40:50	00:19:03	00:02:31	00:19:17			
23	5478	Gabriella Kanizsa	HUN	00:40:57	00:16:07	00:02:05	00:22:46			
24	5441	Danielle Simpson	GBR	00:41:09	00:17:05	00:02:52	00:21:12			
25	5451	Sarah Lawrence	GBR	00:41:29	00:18:33	00:01:51	00:21:06			
26	5466	Vicki Grice	GBR	00:41:32	00:15:00	00:02:14	00:24:18			
27	5469	Kathryn Holm	GBR	00:41:56	00:17:22	00:02:11	00:22:23			
28	5474	Vicky Tester	GBR	00:42:11	00:19:36	00:02:39	00:19:57			
29	5470	Katie Holmes	GBR	00:42:12	00:15:58	00:01:50	00:24:23			
30	5452	Samantha MacLeod	GBR	00:42:20	00:17:29	00:02:42	00:22:09			
31	5456	Sarah Roberts	GBR	00:42:56	00:14:05	00:02:08	00:26:43			

Head Referees: Elite / U-23 / Juniors Kati Raudsepp (EST), Age Groups - Paula Maia (POR) | Competition Jury: Carmen Gómez (ESP), Renato Brandi (ITA), Sérgio Dias (POR) | Technical Delegates: Carmen Gómez (ESP), Eero Raudsepp (EST)
















Distance Route: Swim 1000m 1 Lap | Run 5Km (2 Laps) | Elite: Air temperature: 16,8°C | Water temperature 18,4°C | A.G: Air temperature: 18.2°C | Water temperature 18.6°C - Wetsuit allowed
 #86 (DSQ) Fernando Garcia (ESP) because Guide pulling the athlete | #88 Sonia Ramos (ESP) served in T1 - 15sec | #3 Arnaud Des Boscs (FRA) served 15sec penalty during the run | #5324 Carlo Simongini (ITA), #5528 Lisa Taylor (GBR), #5550 Jacqui Phillips (GBR) served in T1 15sec | #5516 (DQS) Beatriz Molina Garcia not completed the run course

generate 21-Jun-2024 13:39

Timing / data processing | Lap2Go Timing Solutions

Europe Triathlon Multisport Championships, Coimbra, PT

OFFICIAL RESULTS

32	5468	Sarah Hensley		GBR	00:42:58	00:16:04	00:02:06	00:24:48
33	5472	Shemane Murtagh		GBR	00:43:06	00:17:30	00:01:57	00:23:39
34	5432	Lucy Brown		GBR	00:43:13	00:19:18	00:02:06	00:21:49
35	5464	Deborah Dickinson		GBR	00:43:42	00:17:37	00:02:18	00:23:47
36	5460	Pauline Berger		FRA	00:43:48	00:15:09	00:02:25	00:26:14
37	5450	Cristina Mollinedo Gajate		ESP	00:44:00	00:18:06	00:02:26	00:23:28
38	5453	Lucy May		GBR	00:44:02	00:19:32	00:02:18	00:22:12
39	5462	Lyndsey Blair		GBR	00:44:07	00:17:42	00:01:58	00:24:27
40	5467	Claire Grieves		GBR	00:44:08	00:17:30	00:02:29	00:24:08
41	5473	Karen Shapland		GBR	00:44:46	00:18:44	00:02:24	00:23:38
42	5442	Amy Stenson		GBR	00:46:24	00:21:10	00:01:56	00:23:18
43	5433	Sophie Cheesman		GBR	00:46:41	00:22:54	00:01:46	00:22:01
44	5458	Joana Craveiro		POR	00:48:21	00:20:44	00:03:04	00:24:33
45	5459	Alexandra Quintaneiro Santos		POR	00:49:18	00:23:09	00:02:28	00:23:40
46	5448	Evelyn Diaz Palacios		ESP	00:50:39	00:23:49	00:03:28	00:23:23

Head Referees: Elite / U-23 / Juniors Kati Raudsepp (EST), Age Groups - Paula Maia (POR) | Competition Jury: Carmen Gómez (ESP), Renato Bertrandi (ITA), Sérgio Dias (POR) | Technical Delegates: Carmen Gómez (ESP), Eero Raudsepp (EST)

Distance Route: Swim 1000m 1 Lap | Run 5Km (2 Laps) | Elite: Air temperature: 16,8°C | Water temperature 18,4°C | A.G: Air temperature: 18.2°C | Water temperature 18,6°C- Wetsuit allowed
 #86 (DSQ) Fernando Garcia (ESP) because Guide pulling the athlete | #88 Sonia Ramos (ESP) served in T1 - 15sec | #3 Arnaud Des Boscs (FRA) served 15sec penalty during the run | #5324 Carlo Simongini (ITA), #5528 Lisa Taylor (GBR), #5550 Jacqui Phillips (GBR) served in T1 15sec | #5516 (DQS) Beatriz Molina Garcia not completed the run course

generate 21-Jun-2024 13:39

Timing / data processing | Lap2Go Timing Solutions

Europe Triathlon Multisport Championships, Coimbra, PT

OFFICIAL RESULTS

Wave Start - F45-54							Time	Temp. °C	Humidity	Water
							11:27	24.2°C	50%	18.4°C
RANK	BIB	NAME	TEAM	RESULT	Swim	T1	Run			
1	5508	Samantha Lake	GBR	00:36:07	00:14:43	00:01:55	00:19:29			
2	5526	Lena Poulton	GBR	00:38:43	00:15:11	00:02:00	00:21:31			
3	5502	Louise Brass	GBR	00:39:12	00:15:47	00:02:00	00:21:25			
4	5515	Maria Jose Garcia Alvarez	ESP	00:39:44	00:16:27	00:02:07	00:21:10			
5	5509	Tracy Marsh	GBR	00:40:00	00:15:00	00:02:15	00:22:45			
6	5511	Michelle Reid	GBR	00:40:09	00:15:08	00:01:56	00:23:05			
8	5512	Kathy Wellam	GBR	00:40:52	00:18:08	00:01:51	00:20:53			
7	5532	Kai Sachtleber	GER	00:40:52	00:16:04	00:02:01	00:22:48			
9	5513	Rubina Lara	POR	00:41:24	00:16:55	00:02:10	00:22:19			
10	5518	Jo Burkett	GBR	00:41:48	00:18:13	00:02:11	00:21:24			
11	5525	Michelle Marshall	GBR	00:41:59	00:19:02	00:01:50	00:21:08			
12	5517	Katie Belkin	GBR	00:42:31	00:17:58	00:02:25	00:22:08			
13	5522	Cat Hutchison	GBR	00:43:21	00:16:58	00:02:22	00:24:01			
14	5524	Hilarie Maisie Johnston	GBR	00:43:30	00:17:44	00:02:13	00:23:33			
15	5504	Victoria Doran	GBR	00:43:41	00:19:09	00:02:14	00:22:19			
16	5506	Raechel Hogg	GBR	00:44:04	00:19:04	00:01:57	00:23:02			
17	5507	Helen Hyder	GBR	00:44:16	00:17:58	00:02:33	00:23:44			
18	5505	Helen Godfrey	GBR	00:44:38	00:16:21	00:02:25	00:25:51			
19	5534	Francesca Amalfitano	ITA	00:44:40	00:18:03	00:03:32	00:23:05			
20	5523	Annalie Ibison	GBR	00:45:08	00:18:47	00:02:14	00:24:08			
21	5514	Helena Sofia Marques	POR	00:45:31	00:18:40	00:02:15	00:24:36			
22	5527	Elizabeth Taylor	GBR	00:45:51	00:17:11	00:02:32	00:26:08			
23	5501	Isabel Maria Fernandez Lopez	ESP	00:46:06	00:19:23	00:02:18	00:24:26			
24	5500	Susana Neta	POR	00:46:52	00:20:42	00:02:25	00:23:46			
25	5528	Lisa Taylor	GBR	00:47:19	00:21:33	00:03:21	00:22:25			
26	5510	Suzette McQuie	GBR	00:47:50	00:21:50	00:02:35	00:23:25			
27	5531	Carey Woods	GBR	00:48:06	00:18:57	00:02:39	00:26:30			
28	5533	Leonie Ryan	IRL	00:49:35	00:20:37	00:02:23	00:26:35			
29	5535	Aneta Sowa	POL	00:50:51	00:22:03	00:02:41	00:26:07			
30	5519	Zeina Clare	GBR	00:50:57	00:22:35	00:03:06	00:25:16			
31	5520	Dionne Elsey	GBR	00:51:48	00:21:44	00:02:28	00:27:35			

Head Referees: Elite / U-23 / Juniors Kati Raudsepp (EST), Age Groups - Paula Maia (POR) | Competition Jury: Carmen Gómez (ESP), Renato Brandi (ITA), Sérgio Dias (POR) | Technical Delegates: Carmen Gómez (ESP), Eero Raudsepp (EST)

Distance Route: Swim 1000m 1 Lap | Run 5Km (2 Laps) | Elite: Air temperature: 16,8°C | Water temperature 18,4°C | A.G: Air temperature: 18.2°C | Water temperature 18.6°C - Wetsuit allowed
 #86 (DSQ) Fernando Garcia (ESP) because Guide pulling the athlete | #88 Sonia Ramos (ESP) served in T1 - 15sec | #3 Arnaud Des Boscs (FRA) served 15sec penalty during the run | #5324 Carlo Simongini (ITA), #5528 Lisa Taylor (GBR), #5550 Jacqui Phillips (GBR) served in T1 15sec | #5516 (DQS) Beatriz Molina Garcia not completed the run course

generate 21-Jun-2024 13:39

Timing / data processing | Lap2Go Timing Solutions

0	5516	Beatriz Molina Garcia		ESP	DSQ	00:19:14	00:02:31	00:10:59
---	------	-----------------------	-----------------------------------------------------------------------------------	-----	------------	----------	----------	----------

Head Referees: Elite / U-23 / Juniors Kati Raudsepp (EST), Age Groups - Paula Maia (POR) | Competition Jury: Carmen Gómez (ESP), Renato Bertrandi (ITA), Sérgio Dias (POR) | Technical Delegates: Carmen Gómez (ESP), Eero Raudsepp (EST)

Distance Route: Swim 1000m 1 Lap | Run 5Km (2 Laps) | Elite: Air temperature: 16,8°C | Water temperature 18,4°C | A.G: Air temperature: 18.2°C | Water temperature 18,6°C- Wetsuit allowed
#88 (DSQ) Fernando Garcia (ESP) because Guide pulling the athlete | #88 Sonia Ramos (ESP) served in T1 - 15sec | #3 Arnaud Des Boscs (FRA) served 15sec penalty during the run | #5324 Carlo Simongini (ITA), #5528 Lisa Taylor (GBR), #5550 Jacqui Phillips (GBR) served in T1 15sec | #5516 (DQS) Beatriz Molina Garcia not completed the run course

generate 21-Jun-2024 13:39

Timing / data processing | Lap2Go Timing Solutions

Europe Triathlon Multisport Championships, Coimbra, PT

OFFICIAL RESULTS

Wave Start - F55-59

						Time	Temp. °C	Humidity	Water
						11:30	24.2°C	50%	18.4°C
RANK	BIB	NAME	TEAM	RESULT	Swim	T1	Run		
1	5550	Jacqui Phillips	GBR	00:40:11	00:16:55	00:02:07	00:21:10		
2	5552	Helen Smith	GBR	00:40:43	00:17:25	00:02:06	00:21:12		
3	5555	Katie Young	GBR	00:41:26	00:15:49	00:02:22	00:23:15		
4	5540	Jayne Baldwin	GBR	00:41:29	00:17:52	00:02:17	00:21:20		
5	5551	Gudrun Przygoda	GBR	00:43:54	00:17:17	00:01:57	00:24:40		
6	5542	Sarah Edmond	GBR	00:44:01	00:19:15	00:02:01	00:22:45		
7	5544	Carol Francis	GBR	00:44:06	00:17:11	00:02:09	00:24:46		
8	5546	Myka Heard	GBR	00:44:31	00:17:28	00:02:14	00:24:49		
9	5556	Eileen O'Sullivan	IRL	00:44:36	00:19:03	00:01:55	00:23:38		
10	5536	Inmaculada Sánchez Belis	ESP	00:44:59	00:15:42	00:02:52	00:26:25		
11	5547	Gail Nicholls	GBR	00:45:13	00:19:32	00:02:18	00:23:24		
12	5545	Helen French	GBR	00:45:20	00:18:40	00:02:14	00:24:26		
13	5554	Emma Wheeler	GBR	00:45:43	00:17:53	00:02:18	00:25:32		
14	5549	Rebecca Peagram	GBR	00:45:52	00:18:17	00:02:30	00:25:06		
15	5538	Valerie Ducatillion	FRA	00:46:40	00:19:38	00:02:19	00:24:43		
16	5543	Jane Fontana	GBR	00:46:52	00:17:41	00:02:41	00:26:30		
17	5541	Claire Coventry	GBR	00:47:36	00:19:02	00:02:13	00:26:21		
18	5553	Sophie Warren	GBR	00:53:01	00:24:01	00:02:49	00:26:11		
19	5537	Isabelle Cao Silliaume	FRA	00:55:13	00:23:47	00:03:49	00:27:36		
20	5539	Joelle Stauffer	FRA	00:56:05	00:24:22	00:02:52	00:28:50		
0	5548	Kim Owen	GBR	DNF					

Head Referees: Elite / U-23 / Juniors Kati Raudsepp (EST), Age Groups - Paula Maia (POR) | Competition Jury: Carmen Gómez (ESP), Renato Bertrandi (ITA), Sérgio Dias (POR) | Technical Delegates: Carmen Gómez (ESP), Eero Raudsepp (EST)

Distance Route: Swim 1000m 1 Lap | Run 5Km (2 Laps) | Elite: Air temperature: 16,8°C | Water temperature 18,4°C | A.G: Air temperature: 18.2°C | Water temperature 18,6°C- Wetsuit allowed
 #88 (DSQ) Fernando Garcia (ESP) because Guide pulling the athlete | #88 Sonia Ramos (ESP) served in T1 - 15sec | #3 Arnaud Des Boscs (FRA) served 15sec penalty during the run | #5324 Carlo Simongini (ITA), #5528 Lisa Taylor (GBR), #5550 Jacqui Phillips (GBR) served in T1 15sec | #5516 (DQS) Beatriz Molina Garcia not completed the run course

generate 21-Jun-2024 13:39

Timing / data processing | Lap2Go Timing Solutions

Europe Triathlon Multisport Championships, Coimbra, PT

OFFICIAL RESULTS

Wave Start - F60

							Time	Temp. °C	Humidity	Water
							11:33	24.2°C	50%	18.4°C
RANK	BIB	NAME	TEAM	RESULT	Swim	T1	Run			
1	5584	Julie Robertson	GBR	00:40:43	00:17:06	00:02:04	00:21:33			
2	5582	Barbara Holmes	GBR	00:40:57	00:16:04	00:01:57	00:22:56			
3	5558	Sabine Greipel	AUT	00:41:23	00:15:51	00:02:00	00:23:32			
4	5571	Lindsay Mead	GBR	00:41:47	00:16:07	00:02:36	00:23:04			
5	5561	Michele Coe-O'brien	GBR	00:43:02	00:18:14	00:02:14	00:22:34			
6	5568	Sharon Hill	GBR	00:43:07	00:17:59	00:01:53	00:23:16			
7	5585	Jill Rogers	GBR	00:43:09	00:18:00	00:02:22	00:22:47			
8	5562	Sylvia Cranston	GBR	00:44:51	00:19:50	00:02:20	00:22:41			
9	5560	Linda Church	GBR	00:45:10	00:18:22	00:02:08	00:24:40			
10	5564	Jeannie Fry	GBR	00:45:47	00:19:09	00:02:17	00:24:22			
11	5569	Margaret Ludden	GBR	00:45:49	00:19:21	00:02:36	00:23:52			
12	5566	Katherine Hall	GBR	00:46:48	00:19:29	00:02:22	00:24:57			
13	5567	Elizabeth Halliday	GBR	00:47:56	00:20:49	00:02:51	00:24:16			
14	5580	Beverley Childs	GBR	00:48:09	00:19:50	00:02:10	00:26:09			
15	5572	Maggie Nitsch	GBR	00:49:05	00:20:36	00:02:53	00:25:36			
16	5559	Christien Bird	GBR	00:49:52	00:19:42	00:03:05	00:27:05			
17	5576	Anne Morrissey	IRL	00:49:59	00:20:44	00:02:13	00:27:03			
18	5574	Ann Sherrington	GBR	00:50:09	00:19:46	00:02:23	00:27:59			
19	5570	Alison Mackie	GBR	00:50:45	00:20:45	00:02:46	00:27:14			
20	5586	Andrea Sanders Reece	GBR	00:51:10	00:22:06	00:03:23	00:25:41			
21	5575	Sandra Stewart	GBR	00:52:24	00:19:39	00:03:48	00:28:57			
22	5577	Marie Helene Porta	FRA	00:52:30	00:21:17	00:02:45	00:28:28			
23	5578	Fiona Barras	GBR	00:56:08	00:21:54	00:02:54	00:31:20			
24	5565	Heather Gould	GBR	00:58:45	00:26:24	00:02:57	00:29:25			
25	5579	Julie Brown	GBR	00:58:58	00:24:37	00:03:53	00:30:27			
26	5583	Stella Lever	GBR	01:00:10	00:27:15	00:04:45	00:28:10			
27	5587	Joanna Dipple	GBR	01:02:19	00:24:08	00:03:16	00:34:56			
28	5588	Sandra Main	GBR	01:03:38	00:26:55	00:03:45	00:32:57			
29	5589	Deirdre Philpott	IRL	01:10:10	00:27:37	00:04:38	00:37:55			
30	5591	Peggy Crome	GBR	01:13:14	00:27:24	00:05:04	00:40:46			

Head Referees: Elite / U-23 / Juniors Kati Raudsepp (EST), Age Groups - Paula Maia (POR) | Competition Jury: Carmen Gómez (ESP), Renato Bertrandi (ITA), Sérgio Dias (POR) | Technical Delegates: Carmen Gómez (ESP), Eero Raudsepp (EST)

Distance Route: Swim 1000m 1 Lap | Run 5Km (2 Laps) | Elite: Air temperature: 16,8°C | Water temperature 18,4°C | A.G: Air temperature: 18.2°C | Water temperature 18.6°C - Wetsuit allowed
 #86 (DSQ) Fernando Garcia (ESP) because Guide pulling the athlete | #88 Sonia Ramos (ESP) served in T1 - 15sec | #3 Arnaud Des Boscs (FRA) served 15sec penalty during the run | #5324 Carlo Simongini (ITA), #5528 Lisa Taylor (GBR), #5550 Jacqui Phillips (GBR) served in T1 15sec | #5516 (DQS) Beatriz Molina Garcia not completed the run course

generate 21-Jun-2024 13:39

Timing / data processing | Lap2Go Timing Solutions

Aquatlo

Wetsuit Allowed

AG16-19F

RANK	BIB	NAME	TEAM	RESULT	Swim	T1	Run	Time	Temp. °C	Humidity	Water
1	5405	Isabel Moore	GBR	00:35:31	00:14:34	00:01:32	00:19:25	11:21	24.2°C	50%	19°C
2	5402	Anna Jolliffe	GBR	00:35:39	00:14:30	00:01:37	00:19:32				
3	5406	Eliza Radclyffe	GBR	00:37:12	00:13:26	00:01:52	00:21:54				
4	5403	Megan MacDonald	GBR	00:37:47	00:14:18	00:02:40	00:20:49				
5	5400	Daniela Cecilia garcia	ESP	00:38:40	00:15:05	00:01:35	00:22:00				
6	5404	Grace Mason	GBR	00:38:52	00:16:01	00:01:44	00:21:08				
7	5407	Elizabeth Ryan	GBR	00:39:40	00:15:53	00:01:51	00:21:57				
8	5401	Niamh Barnsley Ryan	GBR	00:41:25	00:15:57	00:01:52	00:23:36				
9	5408	Isabella Vinter	GBR	00:43:53	00:18:13	00:01:52	00:23:47				

AG16-19M

RANK	BIB	NAME	TEAM	RESULT	Swim	T1	Run	Time	Temp. °C	Humidity	Water
1	5004	Kai Azzopardi	MLT	00:32:10	00:13:06	00:01:26	00:17:39	11:00	23.1°C	52%	19°C
2	5002	Cole Reid	GBR	00:32:39	00:13:20	00:01:39	00:17:39				
3	5001	Luke Poulton	GBR	00:33:02	00:12:33	00:01:26	00:19:03				
4	5003	Ben Warburton	GBR	00:37:34	00:14:36	00:01:55	00:21:02				
5	5024	Dominik Fabry	SVK	00:39:57	00:15:35	00:02:19	00:22:02				

AG20-24F

RANK	BIB	NAME	TEAM	RESULT	Swim	T1	Run	Time	Temp. °C	Humidity	Water
1	5413	Imogen Matthews	GBR	00:35:42	00:15:30	00:01:53	00:18:18	11:21	24.2°C	50%	19°C
2	5414	Georgina Munday	GBR	00:35:46	00:13:41	00:01:41	00:20:24				
3	5417	Naoise O'Donnell	IRL	00:38:58	00:15:05	00:01:36	00:22:17				
4	5411	Lucy Elms	GBR	00:42:02	00:21:25	00:01:41	00:18:57				
5	5415	Jade Ong	GBR	00:42:34	00:16:02	00:02:43	00:23:49				
6	5418	Oonagh Payne	IRL	00:43:00	00:16:07	00:02:14	00:24:39				
7	5410	Ainhoa Andrea Herranz Taber	ESP	00:50:46	00:18:52	00:02:38	00:29:17				
8	5409	Marta Lima Machado	POR	00:51:14	00:22:40	00:03:21	00:25:14				
	5416	Molly Wilkins	GBR	DNF	00:17:08	00:01:16					

Head Referees: Elite / U-23 / Juniors Kati Raudsepp (EST), Age Groups - Paula Maia (POR) | Competition Jury: Carmen Gómez (ESP), Renato Bertrandi (ITA), Sérgio Dias (POR) | Technical Delegates: Carmen Gómez (ESP), Eero Raudsepp (EST)

Distance Route: Swim 1000m 1 Lap | Run 5Km (2 Laps) | Elite: Air temperature: 16,8°C | Water temperature 18,4°C | A.G: Air temperature: 18.2°C | Water temperature 18.6°C - Wetsuit allowed
 #86 (DQS) Fernando Garcia (ESP) because Guide pulling the athlete | #88 Sonia Ramos (ESP) served in T1 - 15sec | #3 Arnaud Des Boscs (FRA) served 15sec penalty during the run | #5324 Carlo Simongini (ITA), #5528 Lisa Taylor (GBR), #5550 Jacqui Phillips (GBR) served in T1 15sec | #5516 (DQS) Beatriz Molina Garcia not completed the run course

Europe Triathlon Multisport Championships, Coimbra, PT

OFFICIAL RESULT

AG20-24M

							Time	Temp. °C	Humidity	Water
							11:00	23.1°C	52%	19°C
RANK	BIB	NAME	TEAM	RESULT	Swim	T1	Run			
1	5008	Liam Budd	GBR	00:31:48	00:12:43	00:01:35	00:17:30			
2	5011	Eddie Jodrell	GBR	00:32:06	00:13:52	00:01:34	00:16:39			
3	5006	Ulrik Blach Petersen	DEN	00:32:50	00:13:07	00:01:23	00:18:20			
4	5005	Pascal Pavlik	AUT	00:32:59	00:12:53	00:02:00	00:18:06			
5	5012	Edward Jolliffe	GBR	00:33:31	00:14:22	00:01:34	00:17:35			
6	5007	Spencer Bateman	GBR	00:34:01	00:15:17	00:01:24	00:17:21			
7	5013	Harrison Lee	GBR	00:34:53	00:13:55	00:01:50	00:19:08			
8	5009	Robert Clark	GBR	00:35:14	00:13:47	00:01:57	00:19:30			
9	5010	Thomas Edmond	GBR	00:37:51	00:16:09	00:01:54	00:19:48			
10	5015	Benjamin Williamson	GBR	00:37:55	00:15:40	00:01:50	00:20:25			
11	5014	Liam Tupling	GBR	00:44:05	00:20:01	00:02:21	00:21:44			

AG25-29F

							Time	Temp. °C	Humidity	Water
							11:21	24.2°C	50%	19°C
RANK	BIB	NAME	TEAM	RESULT	Swim	T1	Run			
1	5424	Jessica Caughtry	GBR	00:34:58	00:13:40	00:02:01	00:19:16			
2	5421	Maéva Doutau	FRA	00:35:39	00:15:00	00:01:53	00:18:46			
3	5428	Toni Moore	GBR	00:39:28	00:16:26	00:01:47	00:21:16			
4	5422	Sophie Abrahams	GBR	00:39:43	00:15:45	00:02:11	00:21:47			
5	5427	Hayley Lamkin	GBR	00:40:11	00:18:13	00:02:15	00:19:43			
6	5426	Ellen Kerr	GBR	00:40:32	00:17:27	00:02:13	00:20:52			
7	5425	Georgina Greenwood	GBR	00:40:47	00:18:27	00:02:05	00:20:15			
8	5423	Lucy Carter	GBR	00:40:53	00:16:15	00:01:59	00:22:39			
9	5419	Patricia Emidio	POR	00:47:25	00:20:07	00:02:09	00:25:09			
10	5429	Amy Reynolds	GBR	00:47:27	00:22:08	00:02:44	00:22:35			
11	5430	Anne Boyle	IRL	00:53:02	00:24:14	00:02:07	00:26:40			

AG25-29M

							Time	Temp. °C	Humidity	Water
							11:00	23.1°C	52%	19°C
RANK	BIB	NAME	TEAM	RESULT	Swim	T1	Run			
1	5022	David Robertson	GBR	00:31:10	00:12:57	00:01:29	00:16:44			
2	5018	Robert Eveson	GBR	00:34:10	00:15:09	00:02:09	00:16:52			
3	5021	Jamie Pullinger	GBR	00:35:17	00:15:57	00:02:05	00:17:15			

Head Referees: Elite / U-23 / Juniors Kati Raudsepp (EST), Age Groups - Paula Maia (POR) | Competition Jury: Carmen Gómez (ESP), Renato Brandi (ITA), Sérgio Dias (POR) | Technical Delegates: Carmen Gómez (ESP), Eero Raudsepp (EST)

Distance Route: Swim 1000m 1 Lap | Run 5Km (2 Laps) | Elite: Air temperature: 16,8°C | Water temperature 18,4°C | A.G: Air temperature: 18.2°C | Water temperature 18.6°C - Wetsuit allowed
 #86 (DQS) Fernando Garcia (ESP) because Guide pulling the athlete | #88 Sonia Ramos (ESP) served in T1 - 15sec | #3 Arnaud Des Boscs (FRA) served 15sec penalty during the run | #5324 Carlo Simongini (ITA), #5528 Lisa Taylor (GBR), #5550 Jacqui Phillips (GBR) served in T1 15sec | #5516 (DQS) Beatriz Molina Garcia not completed the run course

Europe Triathlon Multisport Championships, Coimbra, PT

OFFICIAL RESULT

4	5016	Danny Beck		GBR	00:35:37	00:14:50	00:01:50	00:18:57
5	5020	Andy Jones		GBR	00:35:41	00:14:28	00:02:00	00:19:14
6	5019	Calum Gorman		GBR	00:36:08	00:15:05	00:02:05	00:18:58
7	5023	Mark Todhunter		GBR	00:37:25	00:14:20	00:01:33	00:21:32
8	5017	George Burton		GBR	00:41:27	00:17:57	00:02:32	00:20:58

AG30-34F

RANK	BIB	NAME	TEAM	RESULT	Swim	T1	Run	
1	5440	Nicky Savill		GBR	00:36:50	00:16:03	00:01:45	00:19:02
2	5435	Katie Irving		GBR	00:37:07	00:14:36	00:02:00	00:20:31
3	5444	Sophie Thrussell		GBR	00:37:38	00:15:53	00:01:56	00:19:49
4	5446	Niamh Murphy		IRL	00:37:41	00:14:56	00:02:15	00:20:30
5	5438	Hayley Newman		GBR	00:38:39	00:15:33	00:01:53	00:21:13
6	5436	Stephanie Millin		GBR	00:39:03	00:15:07	00:02:08	00:21:48
7	5431	Joanna Bartlett		GBR	00:39:50	00:16:42	00:02:10	00:20:58
8	5439	Naomi Reynolds		GBR	00:40:11	00:14:48	00:02:21	00:23:02
9	5437	Judith Mottram		GBR	00:40:29	00:17:44	00:01:57	00:20:48
10	5434	Sophie Hunt		GBR	00:40:50	00:19:03	00:02:31	00:19:17
11	5478	Gabriella Kanizsa		HUN	00:40:57	00:16:07	00:02:05	00:22:46
12	5441	Danielle Simpson		GBR	00:41:09	00:17:05	00:02:52	00:21:12
13	5432	Lucy Brown		GBR	00:43:13	00:19:18	00:02:06	00:21:49
14	5442	Amy Stenson		GBR	00:46:24	00:21:10	00:01:56	00:23:18
15	5433	Sophie Cheesman		GBR	00:46:41	00:22:54	00:01:46	00:22:01

Time 11:24 Temp. °C 24.2°C Humidity 50% Water 19°C

AG30-34M

RANK	BIB	NAME	TEAM	RESULT	Swim	T1	Run	
1	5112	Dimitris Stamatou		GRE	00:30:57	00:12:37	00:01:34	00:16:46
2	5105	Sam Barratt		GBR	00:31:08	00:12:33	00:01:29	00:17:06
3	5104	Axel De Poorter		FRA	00:31:28	00:13:13	00:01:32	00:16:44
4	5102	João Rebelo		POR	00:33:11	00:14:32	00:01:33	00:17:06
5	5101	João Matos Rodrigues		POR	00:33:33	00:14:13	00:01:36	00:17:44
6	5108	Clinton Lowe		GBR	00:34:45	00:15:05	00:01:34	00:18:06
7	5100	André Cortezão Ferreira		POR	00:35:09	00:14:04	00:01:43	00:19:23
8	5103	Juan Pablo Perez Muñoz		ESP	00:36:36	00:17:05	00:01:42	00:17:49

Time 11:03 Temp. °C 23.1°C Humidity 52% Water 19°C

Head Referees: Elite / U-23 / Juniors Kati Raudsepp (EST), Age Groups - Paula Maia (POR) | Competition Jury: Carmen Gómez (ESP), Renato Brandi (ITA), Sérgio Dias (POR) | Technical Delegates: Carmen Gómez (ESP), Eero Raudsepp (EST)






Distance Route: Swim 1000m 1 Lap | Run 5Km (2 Laps) | Elite: Air temperature: 16,8°C | Water temperature 18,4°C | A.G: Air temperature: 18.2°C | Water temperature 18.6°C - Wetsuit allowed
 #86 (DQS) Fernando Garcia (ESP) because Guide pulling the athlete | #88 Sonia Ramos (ESP) served in T1 - 15sec | #3 Arnaud Des Bosc (FRA) served 15sec penalty during the run | #5324 Carlo Simongini (ITA), #5528 Lisa Taylor (GBR), #5550 Jacqui Phillips (GBR) served in T1 15sec | #5516 (DQS) Beatriz Molina Garcia not completed the run course

generate 21-Jun-2024 13:39

Timing / data processing | Lap2Go Timing Solutions

Europe Triathlon Multisport Championships, Coimbra, PT

OFFICIAL RESULT













9	5113	Nick Flanagan		IRL	00:37:42	00:15:24	00:01:49	00:20:29
10	5110	Ben Sharp		GBR	00:40:37	00:16:17	00:02:21	00:21:58
11	5107	Joe Hicks		GBR	00:41:39	00:18:18	00:02:17	00:21:04
12	5109	Tom Newbery-Dunn		GBR	00:42:59	00:18:42	00:02:01	00:22:16
13	5111	Shane Skillin		GBR	00:44:12	00:17:47	00:02:44	00:23:40

AG35-39F

RANK	BIB	NAME	TEAM	RESULT	Swim	T1	Run	
1	5454	Kara McKenzie-Tait		GBR	00:34:45	00:14:35	00:02:03	00:18:06
2	5449	Jennifer Garcia Jimenez		ESP	00:38:16	00:16:06	00:01:44	00:20:26
3	5457	Emma Stormont		GBR	00:39:06	00:15:58	00:01:54	00:21:15
4	5455	Natasha Perks		GBR	00:39:51	00:17:41	00:01:53	00:20:18
5	5447	Carolina Silva		POR	00:39:55	00:14:26	00:02:00	00:23:29
6	5451	Sarah Lawrence		GBR	00:41:29	00:18:33	00:01:51	00:21:06
7	5452	Samantha MacLeod		GBR	00:42:20	00:17:29	00:02:42	00:22:09
8	5456	Sarah Roberts		GBR	00:42:56	00:14:05	00:02:08	00:26:43
9	5450	Cristina Mollinedo Gajate		ESP	00:44:00	00:18:06	00:02:26	00:23:28
10	5453	Lucy May		GBR	00:44:02	00:19:32	00:02:18	00:22:12
11	5448	Evelyn Diaz Palacios		ESP	00:50:39	00:23:49	00:03:28	00:23:23

Time 11:24
Temp. °C 24.2°C
Humidity 50%
Water 19°C

AG35-39M

RANK	BIB	NAME	TEAM	RESULT	Swim	T1	Run	
1	5116	Robin Sottiau		BEL	00:30:45	00:12:54	00:01:21	00:16:30
2	5124	Greg Divall		GBR	00:32:56	00:14:06	00:01:50	00:17:00
3	5123	Calum Clark		GBR	00:33:35	00:15:04	00:01:46	00:16:45
4	5122	Shaun Challis		GBR	00:33:42	00:13:45	00:01:46	00:18:11
5	5115	Henrique Ubach		POR	00:33:51	00:14:08	00:01:45	00:17:58
6	5117	Victor García Lopez		ESP	00:34:20	00:14:13	00:01:34	00:18:33
7	5114	Bruno Caetano		POR	00:34:36	00:14:58	00:01:32	00:18:06
8	5132	Robert George Wakefield		GBR	00:34:56	00:15:20	00:01:56	00:17:41
9	5127	Christopher Heaps		GBR	00:35:01	00:15:09	00:01:25	00:18:27
10	5119	Oliver Anthony		GBR	00:35:57	00:16:13	00:01:51	00:17:53
11	5134	Nicola Papini		ITA	00:36:06	00:14:17	00:01:53	00:19:56
12	5126	Luke Halliday		GBR	00:36:15	00:15:01	00:01:56	00:19:18

Time 11:03
Temp. °C 23.1°C
Humidity 52%
Water 19°C

Head Referees: Elite / U-23 / Juniors Kati Raudsepp (EST), Age Groups - Paula Maia (POR) | Competition Jury: Carmen Gómez (ESP), Renato Bertrandi (ITA), Sérgio Dias (POR) | Technical Delegates: Carmen Gómez (ESP), Eero Raudsepp (EST)









Distance Route: Swim 1000m 1 Lap | Run 5Km (2 Laps) | Elite: Air temperature: 16,8°C | Water temperature 18,4°C | A.G: Air temperature: 18.2°C | Water temperature 18.6°C - Wetsuit allowed
 #86 (DQS) Fernando Garcia (ESP) because Guide pulling the athlete | #88 Sonia Ramos (ESP) served in T1 - 15sec | #3 Arnaud Des Bosc (FRA) served 15sec penalty during the run | #5324 Carlo Simongini (ITA), #5528 Lisa Taylor (GBR), #5550 Jacqui Phillips (GBR) served in T1 15sec | #5516 (DQS) Beatriz Molina Garcia not completed the run course

generate 21-Jun-2024 13:39

Timing / data processing | Lap2Go Timing Solutions

Europe Triathlon Multisport Championships, Coimbra, PT

OFFICIAL RESULT

13	5121	David Brown		GBR	00:37:13	00:16:50	00:02:23	00:18:01
14	5120	Timothy Bagguley		GBR	00:38:26	00:15:15	00:02:06	00:21:05
15	5125	Matthew Garside		GBR	00:39:19	00:18:44	00:02:10	00:18:26
16	5131	Kyle Spencer		GBR	00:40:08	00:18:11	00:02:15	00:19:42
17	5129	Christopher Peatfield		GBR	00:40:52	00:18:28	00:02:23	00:20:02
18	5130	Stefano Persichini		GBR	00:41:54	00:20:30	00:01:46	00:19:38
19	5128	Josh McGregor		GBR	00:42:19	00:18:15	00:02:40	00:21:24
20	5133	Richard Waldron		GBR	00:42:41	00:22:29	00:02:12	00:16:35

AG40-44F

Time 11:24 Temp. °C 24.2°C Humidity 50% Water 19°C

RANK	BIB	NAME	TEAM	RESULT	Swim	T1	Run	
1	5465	Veronica Green-Jones		GBR	00:37:00	00:15:35	00:01:44	00:19:40
2	5463	Victoria Cole		GBR	00:37:34	00:15:15	00:02:01	00:20:18
3	5461	Louisa Bellamy		GBR	00:38:17	00:15:14	00:01:54	00:21:09
4	5471	Gemma Moore		GBR	00:38:39	00:17:42	00:02:09	00:18:48
5	5476	Katie Wright		GBR	00:39:13	00:16:20	00:02:03	00:20:49
6	5475	Sandra Weir		GBR	00:40:34	00:17:28	00:02:00	00:21:06
7	5477	Monika Ozarowska		POL	00:40:46	00:16:03	00:02:07	00:22:36
8	5466	Vicki Grice		GBR	00:41:32	00:15:00	00:02:14	00:24:18
9	5469	Kathryn Holm		GBR	00:41:56	00:17:22	00:02:11	00:22:23
10	5474	Vicky Tester		GBR	00:42:11	00:19:36	00:02:39	00:19:57
11	5470	Katie Holmes		GBR	00:42:12	00:15:58	00:01:50	00:24:23
12	5468	Sarah Hensley		GBR	00:42:58	00:16:04	00:02:06	00:24:48
13	5472	Shemane Murtagh		GBR	00:43:06	00:17:30	00:01:57	00:23:39
14	5464	Deborah Dickinson		GBR	00:43:42	00:17:37	00:02:18	00:23:47
15	5460	Pauline Berger		FRA	00:43:48	00:15:09	00:02:25	00:26:14
16	5462	Lyndsey Blair		GBR	00:44:07	00:17:42	00:01:58	00:24:27
17	5467	Claire Grieves		GBR	00:44:08	00:17:30	00:02:29	00:24:08
18	5473	Karen Shapland		GBR	00:44:46	00:18:44	00:02:24	00:23:38
19	5458	Joana Craveiro		POR	00:48:21	00:20:44	00:03:04	00:24:33
20	5459	Alexandra Quintaneiro Santos		POR	00:49:18	00:23:09	00:02:28	00:23:40

Head Referees: Elite / U-23 / Juniors Kati Raudsepp (EST), Age Groups - Paula Maia (POR) | Competition Jury: Carmen Gómez (ESP), Renato Bertrandi (ITA), Sérgio Dias (POR) | Technical Delegates: Carmen Gómez (ESP), Eero Raudsepp (EST)

Distance Route: Swim 1000m 1 Lap | Run 5Km (2 Laps) | Elite: Air temperature: 16,8°C | Water temperature 18,4°C | A.G: Air temperature: 18.2°C | Water temperature 18.6°C - Wetsuit allowed
 #86 (DQS) Fernando Garcia (ESP) because Guide pulling the athlete | #88 Sonia Ramos (ESP) served in T1 - 15sec | #3 Arnaud Des Bosc (FRA) served 15sec penalty during the run | #5324 Carlo Simongini (ITA), #5528 Lisa Taylor (GBR), #5550 Jacqui Phillips (GBR) served in T1 15sec | #5516 (DQS) Beatriz Molina Garcia not completed the run course

generate 21-Jun-2024 13:39

Timing / data processing | Lap2Go Timing Solutions

Europe Triathlon Multisport Championships, Coimbra, PT

OFFICIAL RESULT

AG40-44M

							Time	Temp. °C	Humidity	Water
							11:06	23.1°C	52%	19°C
RANK	BIB	NAME	TEAM	RESULT	Swim	T1	Run			
1	5143	Nicolas Onillon	FRA	00:32:04	00:13:44	00:01:38	00:16:42			
2	5150	Ross Hutchison	GBR	00:32:57	00:13:54	00:01:37	00:17:25			
3	5136	Rafael Batista	POR	00:32:57	00:15:04	00:01:31	00:16:23			
4	5145	Pip Bennett	GBR	00:33:06	00:13:28	00:01:43	00:17:56			
5	5159	Riccardo Palumbo	ITA	00:34:21	00:13:47	00:01:53	00:18:41			
6	5149	Simon Cole	GBR	00:34:46	00:17:01	00:01:37	00:16:08			
7	5157	Jonathan Webb	GBR	00:35:02	00:15:21	00:01:47	00:17:53			
8	5151	Alan Marsh	GBR	00:35:31	00:14:57	00:02:02	00:18:32			
9	5139	Martin Brna	SVK	00:35:55	00:15:31	00:01:55	00:18:29			
10	5138	Duarte Martins	POR	00:36:10	00:16:32	00:01:38	00:18:00			
11	5140	Joan Alarcón Vila	ESP	00:36:32	00:16:59	00:01:49	00:17:44			
12	5154	Jules Richards	GBR	00:37:11	00:15:45	00:02:00	00:19:26			
13	5147	Gary Burman	GBR	00:37:38	00:16:29	00:02:00	00:19:09			
14	5146	Andy Bray	GBR	00:37:41	00:14:49	00:02:01	00:20:51			
15	5156	Barry Sturrock	GBR	00:38:08	00:17:05	00:01:59	00:19:03			
16	5158	Daniel Weston	GBR	00:38:14	00:15:51	00:02:03	00:20:21			
17	5148	Greg Chance	GBR	00:38:31	00:18:23	00:01:47	00:18:21			
18	5152	Steven Owen	GBR	00:38:33	00:17:08	00:02:15	00:19:10			
19	5144	Nicholas Bellamy	GBR	00:38:40	00:17:19	00:02:11	00:19:10			
20	5160	Dániel Bakos	HUN	00:39:13	00:15:39	00:02:21	00:21:14			
21	5153	Martyn Phillips	GBR	00:39:15	00:17:06	00:02:13	00:19:56			
22	5155	Paul Schroder	GBR	00:43:07	00:18:52	00:02:33	00:21:42			
23	5135	Nuno Afonso	POR	00:44:27	00:20:26	00:03:39	00:20:22			
24	5141	Javier López García	ESP	00:44:46	00:19:08	00:02:32	00:23:05			

AG45-49F

							Time	Temp. °C	Humidity	Water
							11:27	24.2°C	50%	19°C
RANK	BIB	NAME	TEAM	RESULT	Swim	T1	Run			
1	5508	Samantha Lake	GBR	00:36:07	00:14:43	00:01:55	00:19:29			
2	5502	Louise Brass	GBR	00:39:12	00:15:47	00:02:00	00:21:25			
3	5509	Tracy Marsh	GBR	00:40:00	00:15:00	00:02:15	00:22:45			
4	5511	Michelle Reid	GBR	00:40:09	00:15:08	00:01:56	00:23:05			

Head Referees: Elite / U-23 / Juniors Kati Raudsepp (EST), Age Groups - Paula Maia (POR) | Competition Jury: Carmen Gómez (ESP), Renato Brandi (ITA), Sérgio Dias (POR) | Technical Delegates: Carmen Gómez (ESP), Eero Raudsepp (EST)









Distance Route: Swim 1000m 1 Lap | Run 5Km (2 Laps) | Elite: Air temperature: 16,8°C | Water temperature 18,4°C | A.G: Air temperature: 18.2°C | Water temperature 18.6°C - Wetsuit allowed
 #86 (DQS) Fernando Garcia (ESP) because Guide pulling the athlete | #88 Sonia Ramos (ESP) served in T1 - 15sec | #3 Arnaud Des Bosc (FRA) served 15sec penalty during the run | #5324 Carlo Simongini (ITA), #5528 Lisa Taylor (GBR), #5550 Jacqui Phillips (GBR) served in T1 15sec | #5516 (DQS) Beatriz Molina Garcia not completed the run course

generate 21-Jun-2024 13:39

Timing / data processing | Lap2Go Timing Solutions



















Europe Triathlon Multisport Championships, Coimbra, PT

OFFICIAL RESULT

5	5512	Kathy Wellam		GBR	00:40:52	00:18:08	00:01:51	00:20:53
6	5504	Victoria Doran		GBR	00:43:41	00:19:09	00:02:14	00:22:19
7	5506	Raechel Hogg		GBR	00:44:04	00:19:04	00:01:57	00:23:02
8	5507	Helen Hyder		GBR	00:44:16	00:17:58	00:02:33	00:23:44
9	5505	Helen Godfrey		GBR	00:44:38	00:16:21	00:02:25	00:25:51
10	5501	Isabel Maria Fernandez Lopez		ESP	00:46:06	00:19:23	00:02:18	00:24:26
11	5500	Susana Neta		POR	00:46:52	00:20:42	00:02:25	00:23:46
12	5510	Suzette McQuie		GBR	00:47:50	00:21:50	00:02:35	00:23:25

AG45-49M

Time 11:09
Temp. °C 23.1°C
Humidity 52%
Water 19°C

RANK	BIB	NAME	TEAM	RESULT	Swim	T1	Run
1	5204	Lionel Roye		00:33:04	00:14:05	00:01:29	00:17:30
2	5205	Xavier Tupet		00:34:00	00:13:53	00:01:26	00:18:41
3	5200	Rui Duarte		00:34:08	00:13:51	00:01:46	00:18:31
4	5224	Nigel Fanning		00:34:48	00:13:26	00:01:46	00:19:37
5	5202	Jaime Catala Sanchez		00:35:13	00:14:00	00:01:46	00:19:27
6	5208	Nigel Gaskin		00:35:45	00:14:28	00:02:10	00:19:08
7	5212	Richard Hyder		00:36:33	00:14:23	00:02:15	00:19:55
8	5210	Rhys Harries		00:36:51	00:16:23	00:01:46	00:18:42
9	5222	Graeme Tunstall		00:37:20	00:15:33	00:02:02	00:19:44
10	5218	John Redding		00:37:24	00:17:20	00:02:03	00:18:01
11	5217	Steven Paine		00:38:23	00:14:25	00:01:59	00:21:59
12	5215	Alasdair McLeod		00:38:26	00:16:29	00:02:13	00:19:44
13	5221	Ryan Smith		00:38:29	00:17:24	00:01:58	00:19:07
14	5216	Geoff McMullan		00:38:38	00:16:30	00:02:14	00:19:54
15	5223	Mark Wilson		00:39:05	00:16:32	00:01:54	00:20:39
16	5207	James Coleman		00:39:11	00:16:25	00:01:59	00:20:46
17	5209	Konstantin Gayduk		00:39:32	00:16:16	00:02:10	00:21:06
18	5203	Margus Kullerkupp		00:39:41	00:17:29	00:02:26	00:19:46
19	5220	Mehmet Shoukru		00:40:32	00:17:43	00:02:26	00:20:24
20	5213	Colin Kirby		00:43:26	00:18:16	00:02:20	00:22:50
21	5211	Ben Hieatt-Smith		00:44:25	00:18:33	00:02:21	00:23:31
22	5214	Ashley Kirkham		00:51:00	00:21:37	00:02:56	00:26:27
23	5201	Daniel Leão		00:57:59	00:23:03	00:03:58	00:30:58

Head Referees: Elite / U-23 / Juniors Kati Raudsepp (EST), Age Groups - Paula Maia (POR) | Competition Jury: Carmen Gómez (ESP), Renato Bertrandi (ITA), Sérgio Dias (POR) | Technical Delegates: Carmen Gómez (ESP), Eero Raudsepp (EST)

Distance Route: Swim 1000m 1 Lap | Run 5Km (2 Laps) | Elite: Air temperature: 16,8°C | Water temperature 18,4°C | A.G: Air temperature: 18.2°C | Water temperature 18.6°C - Wetsuit allowed
 #86 (DQS) Fernando Garcia (ESP) because Guide pulling the athlete | #88 Sonia Ramos (ESP) served in T1 - 15sec | #3 Arnaud Des Boscs (FRA) served 15sec penalty during the run | #5324 Carlo Simongini (ITA), #5528 Lisa Taylor (GBR), #5550 Jacqui Phillips (GBR) served in T1 15sec | #5516 (DQS) Beatriz Molina Garcia not completed the run course

generate 21-Jun-2024 13:39

Timing / data processing | Lap2Go Timing Solutions

Europe Triathlon Multisport Championships, Coimbra, PT

OFFICIAL RESULT

AG50-54F

RANK	BIB	NAME	TEAM	RESULT	Swim	T1	Run	Time	Temp. °C	Humidity	Water
								11:27	24.2°C	50%	19°C
1	5526	Lena Poulton	GBR	00:38:43	00:15:11	00:02:00	00:21:31				
2	5515	Maria Jose Garcia Alvarez	ESP	00:39:44	00:16:27	00:02:07	00:21:10				
3	5532	Kai Sachtleber	GER	00:40:52	00:16:04	00:02:01	00:22:48				
4	5513	Rubina Lara	POR	00:41:24	00:16:55	00:02:10	00:22:19				
5	5518	Jo Burkett	GBR	00:41:48	00:18:13	00:02:11	00:21:24				
6	5525	Michelle Marshall	GBR	00:41:59	00:19:02	00:01:50	00:21:08				
7	5517	Katie Belkin	GBR	00:42:31	00:17:58	00:02:25	00:22:08				
8	5522	Cat Hutchison	GBR	00:43:21	00:16:58	00:02:22	00:24:01				
9	5524	Hilarie Maisie Johnston	GBR	00:43:30	00:17:44	00:02:13	00:23:33				
10	5534	Francesca Amalfitano	ITA	00:44:40	00:18:03	00:03:32	00:23:05				
11	5523	Annalie Ibison	GBR	00:45:08	00:18:47	00:02:14	00:24:08				
12	5514	Helena Sofia Marques	POR	00:45:31	00:18:40	00:02:15	00:24:36				
13	5527	Elizabeth Taylor	GBR	00:45:51	00:17:11	00:02:32	00:26:08				
14	5528	Lisa Taylor	GBR	00:47:19	00:21:33	00:03:21	00:22:25				
15	5531	Carey Woods	GBR	00:48:06	00:18:57	00:02:39	00:26:30				
16	5533	Leonie Ryan	IRL	00:49:35	00:20:37	00:02:23	00:26:35				
17	5535	Aneta Sowa	POL	00:50:51	00:22:03	00:02:41	00:26:07				
18	5519	Zeina Clare	GBR	00:50:57	00:22:35	00:03:06	00:25:16				
19	5520	Dionne Elsey	GBR	00:51:48	00:21:44	00:02:28	00:27:35				
	5516	Beatriz Molina Garcia	ESP	DSQ	00:19:14	00:02:31	00:10:59				

AG50-54M

RANK	BIB	NAME	TEAM	RESULT	Swim	T1	Run	Time	Temp. °C	Humidity	Water
								11:12	23.1°C	52%	19°C
1	5251	Uli Lüttel	GER	00:32:49	00:13:03	00:01:46	00:18:00				
2	5231	Mario Rosell Rosique	ESP	00:33:23	00:13:46	00:01:41	00:17:56				
3	5226	Bruno Grilo	POR	00:34:17	00:14:48	00:01:36	00:17:53				
4	5234	Steven Carragher	GBR	00:34:43	00:15:08	00:01:45	00:17:50				
5	5254	Cristian Cerchiaro	ITA	00:34:52	00:14:52	00:01:52	00:18:08				
6	5227	Gonçalo Neves	POR	00:35:02	00:14:51	00:01:37	00:18:34				
7	5228	Victor Dobaño Lazaro	ESP	00:35:50	00:15:05	00:01:43	00:19:02				
8	5242	Rob Jamison	GBR	00:35:51	00:13:29	00:01:58	00:20:24				

Head Referees: Elite / U-23 / Juniors Kati Raudsepp (EST), Age Groups - Paula Maia (POR) | Competition Jury: Carmen Gómez (ESP), Renato Bertrandi (ITA), Sérgio Dias (POR) | Technical Delegates: Carmen Gómez (ESP), Eero Raudsepp (EST)

Distance Route: Swim 1000m 1 Lap | Run 5Km (2 Laps) | Elite: Air temperature: 16,8°C | Water temperature 18,4°C | A.G: Air temperature: 18.2°C | Water temperature 18.6°C - Wetsuit allowed
 #88 (DSQ) Fernando Garcia (ESP) because Guide pulling the athlete | #88 Sonia Ramos (ESP) served in T1 - 15sec | #3 Arnaud Des Boscs (FRA) served 15sec penalty during the run | #5324 Carlo Simongini (ITA), #5528 Lisa Taylor (GBR), #5550 Jacqui Phillips (GBR) served in T1 15sec | #5516 (DQS) Beatriz Molina Garcia not completed the run course

Europe Triathlon Multisport Championships, Coimbra, PT

OFFICIAL RESULT

9	5244	Philip - Pip Moore		GBR	00:35:51	00:15:05	00:01:49	00:18:57
10	5232	Gregory Lefebvre		FRA	00:35:53	00:14:01	00:02:04	00:19:48
11	5245	Neil Phillips		GBR	00:35:55	00:15:02	00:01:44	00:19:09
12	5229	Hugo Ecija Bernal		ESP	00:35:59	00:14:54	00:01:44	00:19:21
13	5243	Andrew Kitson		GBR	00:36:27	00:15:00	00:01:44	00:19:42
14	5240	Steven Horner		GBR	00:36:37	00:14:11	00:01:59	00:20:26
15	5253	Eddie Burton		IRL	00:36:59	00:15:53	00:01:58	00:19:07
16	5241	Peter Hulme		GBR	00:38:18	00:16:08	00:01:52	00:20:18
17	5236	Tim Coolican		GBR	00:38:49	00:16:57	00:02:13	00:19:39
18	5237	Rick Crabtree		GBR	00:40:11	00:18:02	00:02:20	00:19:49
19	5248	Paul Russell		GBR	00:40:33	00:16:38	00:01:56	00:22:00
20	5225	Luis Ferreira		POR	00:40:48	00:17:40	00:02:24	00:20:43
21	5247	Clive Richardson		GBR	00:41:36	00:17:28	00:01:44	00:22:24
22	5249	Digby Spencer-Lewis		GBR	00:41:53	00:17:52	00:02:42	00:21:19
23	5235	Mark Christie		GBR	00:43:06	00:20:22	00:01:57	00:20:47
24	5233	Mark Bateman		GBR	00:43:34	00:17:50	00:02:42	00:23:03
25	5238	Paul Denton		GBR	00:44:26	00:15:29	00:02:23	00:26:34
26	5250	Nick Walker		GBR	00:44:27	00:19:15	00:02:44	00:22:28
27	5252	Mark Bailey		IRL	00:44:58	00:18:09	00:02:40	00:24:09
28	5239	Stewart Hackman		GBR	00:47:46	00:21:01	00:02:38	00:24:07

AG55-59F

Time 11:30 Temp. °C 24.2°C Humidity 50% Water 19°C

RANK	BIB	NAME	TEAM	RESULT	Swim	T1	Run	
1	5550	Jacqui Phillips		GBR	00:40:11	00:16:55	00:02:07	00:21:10
2	5552	Helen Smith		GBR	00:40:43	00:17:25	00:02:06	00:21:12
3	5555	Katie Young		GBR	00:41:26	00:15:49	00:02:22	00:23:15
4	5540	Jayne Baldwin		GBR	00:41:29	00:17:52	00:02:17	00:21:20
5	5551	Gudrun Przygoda		GBR	00:43:54	00:17:17	00:01:57	00:24:40
6	5542	Sarah Edmond		GBR	00:44:01	00:19:15	00:02:01	00:22:45
7	5544	Carol Francis		GBR	00:44:06	00:17:11	00:02:09	00:24:46
8	5546	Myka Heard		GBR	00:44:31	00:17:28	00:02:14	00:24:49
9	5556	Eileen O'Sullivan		IRL	00:44:36	00:19:03	00:01:55	00:23:38
10	5536	Inmaculada Sánchez Belis		ESP	00:44:59	00:15:42	00:02:52	00:26:25
11	5547	Gail Nicholls		GBR	00:45:13	00:19:32	00:02:18	00:23:24

Head Referees: Elite / U-23 / Juniors Kati Raudsepp (EST), Age Groups - Paula Maia (POR) | Competition Jury: Carmen Gómez (ESP), Renato Bertrandi (ITA), Sérgio Dias (POR) | Technical Delegates: Carmen Gómez (ESP), Eero Raudsepp (EST)

Distance Route: Swim 1000m 1 Lap | Run 5Km (2 Laps) | Elite: Air temperature: 16,8°C | Water temperature 18,4°C | A.G: Air temperature: 18.2°C | Water temperature 18.6°C - Wetsuit allowed
 #86 (DQS) Fernando Garcia (ESP) because Guide pulling the athlete | #88 Sonia Ramos (ESP) served in T1 - 15sec | #3 Arnaud Des Bosc (FRA) served 15sec penalty during the run | #5324 Carlo Simongini (ITA), #5528 Lisa Taylor (GBR), #5550 Jacqui Phillips (GBR) served in T1 15sec | #5516 (DQS) Beatriz Molina Garcia not completed the run course

generate 21-Jun-2024 13:39

Timing / data processing | Lap2Go Timing Solutions

Europe Triathlon Multisport Championships, Coimbra, PT

OFFICIAL RESULT

12	5545	Helen French		GBR	00:45:20	00:18:40	00:02:14	00:24:26
13	5554	Emma Wheeler		GBR	00:45:43	00:17:53	00:02:18	00:25:32
14	5549	Rebecca Peagram		GBR	00:45:52	00:18:17	00:02:30	00:25:06
15	5538	Valerie Ducatillon		FRA	00:46:40	00:19:38	00:02:19	00:24:43
16	5543	Jane Fontana		GBR	00:46:52	00:17:41	00:02:41	00:26:30
17	5541	Claire Coventry		GBR	00:47:36	00:19:02	00:02:13	00:26:21
18	5553	Sophie Warren		GBR	00:53:01	00:24:01	00:02:49	00:26:11
19	5537	Isabelle Cao Silliaume		FRA	00:55:13	00:23:47	00:03:49	00:27:36
20	5539	Joelle Stauffer		FRA	00:56:05	00:24:22	00:02:52	00:28:50
	5548	Kim Owen		GBR	DNF			

AG55-59M

RANK	BIB	NAME	TEAM	RESULT	Swim	T1	Run	Time	Temp. °C	Humidity	Water	
1	5257	Martin Skalnik		SVK	00:34:46	00:14:13	00:01:56	00:18:37	11:12	23.1°C	52%	19°C
2	5261	Fabrice Bossion		FRA	00:36:03	00:15:07	00:01:42	00:19:14				
3	5274	Olaf Geserick		GER	00:36:22	00:14:21	00:02:11	00:19:51				
4	5273	Tony Witmond		GBR	00:36:54	00:16:05	00:01:53	00:18:56				
5	5267	James Panton		GBR	00:37:29	00:15:18	00:01:56	00:20:15				
6	5276	Renzo Mansueti		ITA	00:37:46	00:16:43	00:01:56	00:19:07				
7	5260	Luis Gavilan Ordoñez		ESP	00:37:47	00:15:13	00:02:01	00:20:33				
8	5264	Paul Eley		GBR	00:39:00	00:16:28	00:02:04	00:20:28				
9	5255	Paulo Jorge Silva		POR	00:39:13	00:19:00	00:01:51	00:18:22				
10	5272	Paul Williamson		GBR	00:40:05	00:20:28	00:01:47	00:17:50				
11	5270	Adrian Wilkins		GBR	00:41:44	00:16:11	00:02:21	00:23:12				
12	5258	Manuel Cuadrado Sanguino		ESP	00:42:09	00:19:01	00:02:01	00:21:08				
13	5262	Trevor Burton		GBR	00:42:20	00:17:33	00:02:06	00:22:41				
14	5271	Lyndon Williams		GBR	00:44:14	00:15:47	00:02:24	00:26:04				
15	5269	Michael Stevenson		GBR	00:44:15	00:19:29	00:02:22	00:22:24				
16	5265	John Gildea		GBR	00:44:34	00:19:41	00:02:28	00:22:25				
17	5263	Phillip Cannell		GBR	00:45:59	00:20:40	00:02:38	00:22:41				
18	5256	Rudolf Krizik		SVK	00:48:11	00:20:50	00:01:57	00:25:24				

Head Referees: Elite / U-23 / Juniors Kati Raudsepp (EST), Age Groups - Paula Maia (POR) | Competition Jury: Carmen Gómez (ESP), Renato Bertrandi (ITA), Sérgio Dias (POR) | Technical Delegates: Carmen Gómez (ESP), Eero Raudsepp (EST)

Distance Route: Swim 1000m 1 Lap | Run 5Km (2 Laps) | Elite: Air temperature: 16,8°C | Water temperature 18,4°C | A.G: Air temperature: 18.2°C | Water temperature 18.6°C - Wetsuit allowed
 #86 (DQS) Fernando Garcia (ESP) because Guide pulling the athlete | #88 Sonia Ramos (ESP) served in T1 - 15sec | #3 Arnaud Des Bosc (FRA) served 15sec penalty during the run | #5324 Carlo Simongini (ITA), #5528 Lisa Taylor (GBR), #5550 Jacqui Phillips (GBR) served in T1 15sec | #5516 (DQS) Beatriz Molina Garcia not completed the run course

generate 21-Jun-2024 13:39

Timing / data processing | Lap2Go Timing Solutions

Europe Triathlon Multisport Championships, Coimbra, PT

OFFICIAL RESULT

AG60-64F

							Time	Temp. °C	Humidity	Water
							11:33	24.2°C	50%	19°C
RANK	BIB	NAME	TEAM	RESULT	Swim	T1	Run			
1	5558	Sabine Greipel	AUT	00:41:23	00:15:51	00:02:00	00:23:32			
2	5571	Lindsay Mead	GBR	00:41:47	00:16:07	00:02:36	00:23:04			
3	5561	Michele Coe-O'brien	GBR	00:43:02	00:18:14	00:02:14	00:22:34			
4	5568	Sharon Hill	GBR	00:43:07	00:17:59	00:01:53	00:23:16			
5	5562	Sylvia Cranston	GBR	00:44:51	00:19:50	00:02:20	00:22:41			
6	5560	Linda Church	GBR	00:45:10	00:18:22	00:02:08	00:24:40			
7	5564	Jeannie Fry	GBR	00:45:47	00:19:09	00:02:17	00:24:22			
8	5569	Margaret Ludden	GBR	00:45:49	00:19:21	00:02:36	00:23:52			
9	5566	Katherine Hall	GBR	00:46:48	00:19:29	00:02:22	00:24:57			
10	5567	Elizabeth Halliday	GBR	00:47:56	00:20:49	00:02:51	00:24:16			
11	5572	Maggie Nitsch	GBR	00:49:05	00:20:36	00:02:53	00:25:36			
12	5559	Christien Bird	GBR	00:49:52	00:19:42	00:03:05	00:27:05			
13	5576	Anne Morrissey	IRL	00:49:59	00:20:44	00:02:13	00:27:03			
14	5574	Ann Sherrington	GBR	00:50:09	00:19:46	00:02:23	00:27:59			
15	5570	Alison Mackie	GBR	00:50:45	00:20:45	00:02:46	00:27:14			
16	5575	Sandra Stewart	GBR	00:52:24	00:19:39	00:03:48	00:28:57			
17	5565	Heather Gould	GBR	00:58:45	00:26:24	00:02:57	00:29:25			

AG60-64M

							Time	Temp. °C	Humidity	Water
							11:15	23.1°C	52%	19°C
RANK	BIB	NAME	TEAM	RESULT	Swim	T1	Run			
1	5300	Antonio Fernando Horta	POR	00:35:55	00:16:43	00:01:47	00:17:25			
2	5312	Sean Kinsey	GBR	00:35:56	00:13:22	00:02:19	00:20:15			
3	5320	Richard Searle	GBR	00:36:37	00:14:38	00:01:53	00:20:05			
4	5324	Carlo Simongini	ITA	00:37:54	00:17:39	00:02:06	00:18:09			
5	5321	Matthew Stone	GBR	00:38:13	00:16:19	00:02:09	00:19:45			
6	5304	Antoni Vila	ESP	00:38:39	00:17:19	00:01:54	00:19:26			
7	5323	John Kenny	IRL	00:39:03	00:16:17	00:02:06	00:20:40			
8	5319	Mark Scott	GBR	00:39:39	00:14:36	00:02:16	00:22:47			
9	5317	Ian Roots	GBR	00:39:49	00:18:24	00:02:04	00:19:20			
10	5302	Carlos Ibañez Muñoz	ESP	00:40:04	00:16:31	00:01:48	00:21:45			
11	5308	Adrian Feasby	GBR	00:40:34	00:16:55	00:01:52	00:21:47			

Head Referees: Elite / U-23 / Juniors Kati Raudsepp (EST), Age Groups - Paula Maia (POR) | Competition Jury: Carmen Gómez (ESP), Renato Brandi (ITA), Sérgio Dias (POR) | Technical Delegates: Carmen Gómez (ESP), Eero Raudsepp (EST)

Distance Route: Swim 1000m 1 Lap | Run 5Km (2 Laps) | Elite: Air temperature: 16,8°C | Water temperature 18,4°C | A.G: Air temperature: 18.2°C | Water temperature 18.6°C - Wetsuit allowed
 #88 (DQS) Fernando Garcia (ESP) because Guide pulling the athlete | #88 Sonia Ramos (ESP) served in T1 - 15sec | #3 Arnaud Des Boscs (FRA) served 15sec penalty during the run | #5324 Carlo Simongini (ITA), #5528 Lisa Taylor (GBR), #5550 Jacqui Phillips (GBR) served in T1 15sec | #5516 (DQS) Beatriz Molina Garcia not completed the run course

generate 21-Jun-2024 13:39

Timing / data processing | Lap2Go Timing Solutions

Europe Triathlon Multisport Championships, Coimbra, PT

OFFICIAL RESULT

12	5301	João Silva		POR	00:42:01	00:15:37	00:02:37	00:23:47
13	5307	Martin Duthie		GBR	00:42:08	00:19:12	00:02:36	00:20:20
14	5313	Robert McCulloch		GBR	00:42:42	00:19:19	00:02:38	00:20:46
15	5305	Pierre Picabea		FRA	00:42:59	00:17:53	00:02:17	00:22:49
16	5310	Derek Halley		GBR	00:43:10	00:19:51	00:02:03	00:21:15
17	5316	Andrew Ritchings		GBR	00:43:18	00:19:07	00:02:03	00:22:07
18	5311	Mark Harney		GBR	00:43:53	00:19:27	00:01:57	00:22:30
19	5303	Joan Mayol I Pizá		ESP	00:45:55	00:17:23	00:02:39	00:25:53
20	5306	Christopher Calvert		GBR	00:45:58	00:19:24	00:02:43	00:23:51
21	5309	James Fox		GBR	00:47:13	00:20:53	00:02:38	00:23:42
22	5318	Lewis Saunders		GBR	00:48:49	00:20:40	00:02:52	00:25:18
23	5322	Simon Williams		GBR	00:49:27	00:20:25	00:02:14	00:26:48

Time	Temp. °C	Humidity	Water
11:33	24.2°C	50%	19°C

AG65-69F

RANK	BIB	NAME	TEAM	RESULT	Swim	T1	Run	
1	5584	Julie Robertson		GBR	00:40:43	00:17:06	00:02:04	00:21:33
2	5582	Barbara Holmes		GBR	00:40:57	00:16:04	00:01:57	00:22:56
3	5585	Jill Rogers		GBR	00:43:09	00:18:00	00:02:22	00:22:47
4	5580	Beverley Childs		GBR	00:48:09	00:19:50	00:02:10	00:26:09
5	5586	Andrea Sanders Reece		GBR	00:51:10	00:22:06	00:03:23	00:25:41
6	5577	Marie Helene Porta		FRA	00:52:30	00:21:17	00:02:45	00:28:28
7	5578	Fiona Barras		GBR	00:56:08	00:21:54	00:02:54	00:31:20
8	5579	Julie Brown		GBR	00:58:58	00:24:37	00:03:53	00:30:27
9	5583	Stella Lever		GBR	01:00:10	00:27:15	00:04:45	00:28:10

Time	Temp. °C	Humidity	Water
11:15	23.1°C	52%	19°C

AG65-69M

RANK	BIB	NAME	TEAM	RESULT	Swim	T1	Run	
1	5337	Gianfranco Coppa		ITA	00:38:18	00:16:19	00:01:44	00:20:15
2	5326	Joachim Rathbauer		AUT	00:42:12	00:17:31	00:02:57	00:21:44
3	5336	Raffaele Buonocore		ITA	00:42:54	00:17:27	00:02:12	00:23:15
4	5330	Paul Haslam		GBR	00:43:39	00:20:33	00:01:45	00:21:20
5	5331	Peter Hayward		GBR	00:44:02	00:18:18	00:02:34	00:23:09
6	5329	Nigel Burnell		GBR	00:44:23	00:19:52	00:02:15	00:22:16
7	5328	Michael Battersby		GBR	00:46:48	00:17:37	00:02:44	00:26:27

Head Referees: Elite / U-23 / Juniors Kati Raudsepp (EST), Age Groups - Paula Maia (POR) | Competition Jury: Carmen Gómez (ESP), Renato Bertrandi (ITA), Sérgio Dias (POR) | Technical Delegates: Carmen Gómez (ESP), Eero Raudsepp (EST)






Distance Route: Swim 1000m 1 Lap | Run 5Km (2 Laps) | Elite: Air temperature: 16,8°C | Water temperature 18,4°C | A.G: Air temperature: 18.2°C | Water temperature 18.6°C - Wetsuit allowed
 #86 (DQS) Fernando Garcia (ESP) because Guide pulling the athlete | #88 Sonia Ramos (ESP) served in T1 - 15sec | #3 Arnaud Des Boscs (FRA) served 15sec penalty during the run | #5324 Carlo Simongini (ITA), #5528 Lisa Taylor (GBR), #5550 Jacqui Phillips (GBR) served in T1 15sec | #5516 (DQS) Beatriz Molina Garcia not completed the run course

generate 21-Jun-2024 13:39




Timing / data processing | Lap2Go Timing Solutions

Europe Triathlon Multisport Championships, Coimbra, PT

OFFICIAL RESULT










8	5335	Lindsay Young		GBR	00:46:48	00:19:03	00:02:52	00:24:54
9	5333	Martyn Lever		GBR	00:47:42	00:19:41	00:02:39	00:25:22
10	5334	Tony Main		GBR	00:50:53	00:21:48	00:02:30	00:26:35
11	5332	Mick Joyce		GBR	00:53:34	00:24:43	00:02:53	00:25:58
12	5325	Francisco Manuel Bexiga		POR	01:03:39	00:26:07	00:03:50	00:33:42

AG70-74F

RANK	BIB	NAME	TEAM	RESULT	Swim	T1	Run	
1	5587	Joanna Dipple		GBR	01:02:19	00:24:08	00:03:16	00:34:56
2	5588	Sandra Main		GBR	01:03:38	00:26:55	00:03:45	00:32:57
3	5589	Deirdre Philpott		IRL	01:10:10	00:27:37	00:04:38	00:37:55





Time 11:33
Temp. °C 24.2°C
Humidity 50%
Water 19°C

AG70-74M

RANK	BIB	NAME	TEAM	RESULT	Swim	T1	Run	
1	5340	Neil Arundel		GBR	00:42:53	00:17:42	00:02:15	00:22:57
2	5339	Alain Maubras		FRA	00:44:31	00:19:28	00:02:01	00:23:02
3	5344	Michael Lisle		GBR	00:45:01	00:18:16	00:02:20	00:24:25
4	5342	Philip Kidd		GBR	00:48:10	00:22:08	00:02:24	00:23:38
5	5347	Hans Heinz Schumacher		GER	00:49:21	00:22:35	00:03:12	00:23:34
6	5345	Anthony Metcalfe		GBR	00:49:30	00:25:58	00:02:33	00:21:00
7	5341	Paul Bennett		GBR	00:52:11	00:22:30	00:02:28	00:27:13
8	5346	Colin Mitchell		GBR	00:54:56	00:24:57	00:02:38	00:27:21
9	5343	Graham Le Good		GBR	00:58:56	00:22:42	00:03:00	00:33:13
10	5338	Luis Javier Aulet Marrero		ESP	01:06:53	00:25:47	00:03:53	00:37:13

Time 11:18
Temp. °C 24.2°C
Humidity 50%
Water 19°C

AG75-79M

RANK	BIB	NAME	TEAM	RESULT	Swim	T1	Run	
1	5349	Ted Hamilton		GBR	00:49:19	00:19:44	00:02:25	00:27:10
2	5350	Andrew Rennie		GBR	00:53:56	00:24:53	00:02:55	00:26:09
3	5352	Douglas Wood		GBR	00:57:15	00:24:56	00:02:40	00:29:38
4	5348	Mick Anglim		GBR	01:00:46	00:31:08	00:03:17	00:26:21

Time 11:18
Temp. °C 24.2°C
Humidity 50%
Water 19°C

Head Referees: Elite / U-23 / Juniors Kati Raudsepp (EST), Age Groups - Paula Maia (POR) | Competition Jury: Carmen Gómez (ESP), Renato Bertrandi (ITA), Sérgio Dias (POR) | Technical Delegates: Carmen Gómez (ESP), Eero Raudsepp (EST)

Distance Route: Swim 1000m 1 Lap | Run 5Km (2 Laps) | Elite: Air temperature: 16,8°C | Water temperature 18,4°C | A.G: Air temperature: 18.2°C | Water temperature 18.6°C - Wetsuit allowed
 #86 (DQS) Fernando Garcia (ESP) because Guide pulling the athlete | #88 Sonia Ramos (ESP) served in T1 - 15sec | #3 Arnaud Des Boscs (FRA) served 15sec penalty during the run | #5324 Carlo Simongini (ITA), #5528 Lisa Taylor (GBR), #5550 Jacqui Phillips (GBR) served in T1 15sec | #5516 (DQS) Beatriz Molina Garcia not completed the run course


generate 21-Jun-2024 13:39

Timing / data processing | Lap2Go Timing Solutions



Europe Triathlon Multisport Championships, Coimbra, PT

OFFICIAL RESULT


AG80-84F

RANK	BIB	NAME	TEAM	RESULT	Swim	T1	Run	Time	Temp. °C	Humidity	Water
1	5591	Peggy Crome	 GBR	01:13:14	00:27:24	00:05:04	00:40:46	11:33	24.2°C	50%	19°C





AG80-84M

RANK	BIB	NAME	TEAM	RESULT	Swim	T1	Run	Time	Temp. °C	Humidity	Water
1	5353	Miguel Vidal Galindo	 ESP	01:04:20	00:28:01	00:03:58	00:32:21	11:18	24.2°C	50%	19°C
2	5355	Siegbert Steuck	 GER	01:12:07	00:26:40	00:04:59	00:40:28				






AG85-89M

RANK	BIB	NAME	TEAM	RESULT	Swim	T1	Run	Time	Temp. °C	Humidity	Water
1	5356	Gherardo Mercati	 ITA	01:12:30	00:29:44	00:06:46	00:36:00	11:18	24.2°C	50%	19°C


Junior Feminino

RANK	BIB	NAME	TEAM	RESULT	Swim	T1	Run	Time	Temp. °C	Humidity	Water
1	73	Anja Bezljaj	 SLO	00:34:20	00:13:45	00:01:36	00:18:58	10:05	18.9°C	68%	19°C
2	71	Selena Vlahova	 BUL	00:36:07	00:13:15	00:01:40	00:21:12				
3	74	Iva Pavlovic	 SRB	00:37:01	00:13:45	00:01:34	00:21:43				
4	75	Ana Potlacek	 CRO	00:38:26	00:13:18	00:01:40	00:23:28				

Junior Masculino

RANK	BIB	NAME	TEAM	RESULT	Swim	T1	Run	Time	Temp. °C	Humidity	Water
1	31	Alexander Bozhilov	 BUL	00:28:45	00:12:12	00:01:18	00:15:15	10:00	18.9°C	68%	19°C
2	32	Márton Kropkó	 HUN	00:30:13	00:12:08	00:01:25	00:16:39				
3	35	Robert Nemeč	 CZE	00:31:38	00:14:19	00:01:14	00:16:05				
4	33	Tian Denša	 SLO	00:32:03	00:13:16	00:01:31	00:17:17				
5	34	Hubert Wypych	 POL	00:33:15	00:12:46	00:01:36	00:18:54				

PTS3 M

RANK	BIB	NAME	TEAM	RESULT	Swim	T1	Run	Time	Temp. °C	Humidity	Water
81		José Antonio Santana Ramírez	 ESP	DNS				10:10	18.9°C	68%	19°C

Head Referees: Elite / U-23 / Juniors Kati Raudsepp (EST), Age Groups - Paula Maia (POR) | Competition Jury: Carmen Gómez (ESP), Renato Brandi (ITA), Sérgio Dias (POR) | Technical Delegates: Carmen Gómez (ESP), Eero Raudsepp (EST)

Distance Route: Swim 1000m 1 Lap | Run 5Km (2 Laps) | Elite: Air temperature: 16,8°C | Water temperature 18,4°C | A.G: Air temperature: 18.2°C | Water temperature 18.6°C - Wetsuit allowed
 #86 (DQS) Fernando Garcia (ESP) because Guide pulling the athlete | #88 Sonia Ramos (ESP) served in T1 - 15sec | #3 Arnaud Des Boscs (FRA) served 15sec penalty during the run | #5324 Carlo Simongini (ITA), #5528 Lisa Taylor (GBR), #5550 Jacqui Phillips (GBR) served in T1 15sec | #5516 (DQS) Beatriz Molina Garcia not completed the run course

generate 21-Jun-2024 13:39

Timing / data processing | Lap2Go Timing Solutions

Europe Triathlon Multisport Championships, Coimbra, PT

OFFICIAL RESULT

PTS4 M Time 10:10 Temp. °C 18.9°C Humidity 68% Water 19°C

RANK	BIB	NAME	TEAM	RESULT	Swim	T1	Run
1	83	Pierluigi Maggio	ITA	00:38:53	00:17:24	00:01:59	00:19:31
2	82	Marc Rodriguez Palet	ESP	00:40:15	00:17:33	00:01:52	00:20:49
3	84	Juan Jesús Aguiar	ESP	00:49:15	00:15:37	00:03:33	00:30:05

PTVI M Time 10:10 Temp. °C 18.9°C Humidity 68% Water 19°C

RANK	BIB	NAME	TEAM	RESULT	Swim	T1	Run
1	85	Alessandro Mennella B2	ITA	00:44:06	00:20:48	00:02:13	00:21:05
	86	Fernando Anitua García B3	ESP	DSQ	00:22:04	00:03:07	00:22:14

PTVI W Time 10:10 Temp. °C 18.9°C Humidity 68% Water 19°C

RANK	BIB	NAME	TEAM	RESULT	Swim	T1	Run
1	88	Sonia Ramos B2	ESP	00:51:45	00:24:50	00:02:54	00:24:01

PTWC W Time 10:10 Temp. °C 18.9°C Humidity 68% Water 19°C

RANK	BIB	NAME	TEAM	RESULT	Swim	T1	Run
1	87	Rita Cuccuru H1	ITA	00:59:17	00:25:10	00:06:10	00:27:56

Sub 23 Feminino Time 10:05 Temp. °C 18.9°C Humidity 68% Water 19°C

RANK	BIB	NAME	TEAM	RESULT	Swim	T1	Run
1	59	Abigail Baines	GBR	00:32:18	00:13:20	00:01:23	00:17:34
2	56	Márta Kropkó	HUN	00:32:38	00:12:53	00:01:29	00:18:15
3	57	Margareta Bicanova	SVK	00:33:12	00:13:44	00:01:36	00:17:52
4	58	Lona Gandon	FRA	00:34:08	00:13:12	00:01:30	00:19:26
5	60	Lana Gavrilovic	SRB	00:34:13	00:13:16	00:01:37	00:19:20

Sub 23 Masculino Time 10:00 Temp. °C 18.9°C Humidity 68% Water 19°C




RANK	BIB	NAME	TEAM	RESULT	Swim	T1	Run
1	23	Peter Rojtas	SVK	00:29:25	00:12:05	00:01:22	00:15:59
2	27	Callum Stedman	GBR	00:29:40	00:11:57	00:01:21	00:16:22
3	25	Dupuis Rémi	FRA	00:30:14	00:12:30	00:01:15	00:16:29
4	22	Ul Denša	SLO	00:30:20	00:12:13	00:01:31	00:16:37

Head Referees: Elite / U-23 / Juniors Kati Raudsepp (EST), Age Groups - Paula Maia (POR) | Competition Jury: Carmen Gómez (ESP), Renato Bertrandi (ITA), Sérgio Dias (POR) | Technical Delegates: Carmen Gómez (ESP), Eero Raudsepp (EST)

Distance Route: Swim 1000m 1 Lap | Run 5Km (2 Laps) | Elite: Air temperature: 16,8°C | Water temperature 18,4°C | A.G: Air temperature: 18.2°C | Water temperature 18.6°C - Wetsuit allowed
 #86 (DSQ) Fernando Garcia (ESP) because Guide pulling the athlete | #88 Sonia Ramos (ESP) served in T1 - 15sec | #3 Arnaud Des Boscs (FRA) served 15sec penalty during the run | #5324 Carlo Simongini (ITA), #5528 Lisa Taylor (GBR), #5550 Jacqui Phillips (GBR) served in T1 15sec | #5516 (DQS) Beatriz Molina Garcia not completed the run course

Europe Triathlon Multisport Championships, Coimbra, PT

OFFICIAL RESULT

5	28	Rens Van Beek		NED	00:30:32	00:12:45	00:01:24	00:16:23
6	24	Tin Rebic		CRO	00:30:46	00:12:34	00:01:21	00:16:51
	26	Jorge Wilkes		GBR	DNS			

Head Referees: Elite / U-23 / Juniors Kati Raudsepp (EST), Age Groups - Paula Maia (POR) | Competition Jury: Carmen Gómez (ESP), Renato Bertrandi (ITA), Sérgio Dias (POR) | Technical Delegates: Carmen Gómez (ESP), Eero Raudsepp (EST)



Distance Route: Swim 1000m 1 Lap | Run 5Km (2 Laps) | Elite: Air temperature: 16,8°C | Water temperature 18,4°C | A.G: Air temperature: 18.2°C | Water temperature 18.6°C - Wetsuit allowed
 #86 (DQS) Fernando Garcia (ESP) because Guide pulling the athlete | #88 Sonia Ramos (ESP) served in T1 - 15sec | #3 Arnaud Des Boscs (FRA) served 15sec penalty during the run | #5324 Carlo Simongini (ITA), #5528 Lisa Taylor (GBR), #5550 Jacqui Phillips (GBR) served in T1 15sec | #5516 (DQS) Beatriz Molina Garcia not completed the run course


generate 21-Jun-2024 13:39

Timing / data processing | Lap2Go Timing Solutions

Middle Distance Triathlon

Wetsuit Allowed

						Time	Temp. °C	Humidity	Water
PTVI M						07:40	12.3°C	75%	19°C
RANK	BIB	NAME	TEAM	RESULT	Swim	T1	Bike	T2	Run
1	53	Fernando Anitua García B3	 ESP	05:49:55	00:44:06	00:07:09	02:46:54	00:04:41	02:07:06
	52	Sander Koomen B3	 NED	DSQ	00:32:21	00:03:23	02:12:14	00:04:10	01:53:42

						Time	Temp. °C	Humidity	Water
PTWC M						07:40	12.3°C	75%	19°C
RANK	BIB	NAME	TEAM	RESULT	Swim	T1	Bike	T2	Run
1	51	Ivan Territo H2	 ITA	06:07:29	00:47:21	00:07:51	03:12:42	00:02:33	01:57:03

Head Referees: Middle Distance: Paula Maia (POR), AquaBike: Kati Raudsepp (EST) | Competition Jury: Eero Raudsepp (EST), Renato Brandi (ITA), Sérgio Monteiro (POR) | Technical Delegates: Carmen Gómez (ESP), Eero Raudsepp (EST)


Distance Route: Swim 1900m 1 Lap | Bike 90Km (4 Laps) | Run 21Km (2 Laps) Elite: Air temperature: 11,2°C | Water temperature 19°C - Wetsuit mandatory

#52 (DSQ) Sander Koomen (NED) cut swim course | #51 Ivan Territo (ITA) served 30sec during run

Middle Distance Triathlon



Wetsuit Allowed

AG18-19F

RANK	BIB	NAME	TEAM	RESULT	Swim	T1	Bike	T2	Run
1	6700	Ella Johnston	 GBR	05:18:00	00:33:37	00:03:22	02:55:50	00:02:44	01:42:28



Time 09:30 Temp. °C 17.8°C Humidity 58% Water 19°C

AG20-24F

RANK	BIB	NAME	TEAM	RESULT	Swim	T1	Bike	T2	Run
1	6701	Carys Bill	 GBR	05:00:09	00:32:32	00:02:33	02:38:16	00:02:12	01:44:37
2	6702	Elizabeth Stewart	 GBR	05:35:06	00:30:30	00:02:41	02:52:45	00:02:15	02:06:56











Time 09:30 Temp. °C 17.8°C Humidity 58% Water 19°C

AG20-24M

RANK	BIB	NAME	TEAM	RESULT	Swim	T1	Bike	T2	Run
1	6001	Manuel Galvão Silva	 POR	04:27:11	00:29:22	00:02:31	02:23:35	00:02:19	01:29:24
2	6002	Caleb Thornber	 GBR	04:32:33	00:28:23	00:01:40	02:24:08	00:01:59	01:36:23



Time 09:30 Temp. °C 17.8°C Humidity 58% Water 19°C

AG25-29F

RANK	BIB	NAME	TEAM	RESULT	Swim	T1	Bike	T2	Run
1	6711	Eve Sealy	 GBR	04:27:20	00:29:38	00:02:09	02:21:31	00:01:52	01:32:10
2	6713	Klaudia Petters	 POL	04:28:38	00:29:26	00:01:52	02:27:48	00:01:19	01:28:12
3	6703	Katherine Amps	 GBR	04:35:11	00:31:37	00:02:54	02:25:05	00:02:34	01:33:01
4	6704	Elizabeth Bulkeley-Bye	 GBR	04:44:21	00:25:56	00:01:51	02:31:35	00:02:03	01:42:56
5	6712	Hannah Smith	 GBR	04:49:27	00:33:52	00:02:37	02:38:24	00:02:07	01:32:26
6	6707	Sally Emerson	 GBR	04:53:46	00:37:47	00:02:45	02:32:45	00:02:11	01:38:17
7	6710	Helen Leigh	 GBR	04:56:47	00:33:59	00:03:15	02:32:03	00:02:24	01:45:06
8	6709	Ellie Green	 GBR	05:08:28	00:33:38	00:02:15	02:36:17	00:02:09	01:54:08
9	6708	Gemma Ford	 GBR	05:30:21	00:33:53	00:03:32	03:07:53	00:02:34	01:42:29
10	6706	Jessica Clark	 GBR	05:35:15	00:34:33	00:03:04	02:45:37	00:02:08	02:09:53

Time 09:30 Temp. °C 17.8°C Humidity 58% Water 19°C

AG25-29M

RANK	BIB	NAME	TEAM	RESULT	Swim	T1	Bike	T2	Run
1	6006	Miguel Ledesma Blanco	 ESP	04:03:01	00:25:54	00:01:49	02:12:54	00:01:31	01:20:53
2	6011	Lewis Fordham	 GBR	04:06:04	00:30:41	00:02:01	02:07:13	00:01:34	01:24:35

Time 09:30 Temp. °C 17.8°C Humidity 58% Water 19°C

Head Referees: Middle Distance: Paula Maia (POR), AquaBike: Kati Raudsepp (EST) | Competition Jury: Eero Raudsepp (EST), Renato Brandi (ITA), Sérgio Monteiro (POR) | Technical Delegates: Carmen Gómez (ESP), Eero Raudsepp (EST)

Distance Route: Swim 1900m 1 Lap | Bike 90Km (4 Laps) | Run 21Km (2 Laps) Elite: Air temperature: 17°C | Water temperature 19°C - Wetsuit allowed

#52 (DSQ) cut swim course | #6158, #6021 not stopped next penalty box | #6145 illegal shoes | #6033 not completing the run course | #6217 outside assistance | #6733 being accompanied by any non-competing person in the finish chute | #51 Ivan Territo (ITA) served 30sec during run | #6023, #6058, #6137, #6093, #6094, #6175, #6272, #6074, #6013, #6049, #6019, #6164, #6265, #6254, #6781, #6119, #6753, #6097, #6826, #6738, #6142, #6208, #6228, #6178, #6234 served 5min penalty bike course | #6006 served 30sec penalty bike course

Europe Triathlon Multisport Championships, Coimbra, PT

OFFICIAL RESULT

3	6008	Nicolas Mesnier		FRA	04:07:51	00:30:46	00:02:08	02:14:16	00:01:28	01:19:13
4	6005	Afonso Garcia		POR	04:12:07	00:25:02	00:01:36	02:17:09	00:01:40	01:26:39
5	6007	Corentin Cousin		FRA	04:22:08	00:25:49	00:01:38	02:21:22	00:01:56	01:31:22
6	6012	Arran McCloskey		GBR	04:28:35	00:27:32	00:02:43	02:17:31	00:02:05	01:38:44
7	6010	Adrien Fauvarque		GBR	04:31:28	00:31:27	00:01:58	02:22:26	00:01:28	01:34:09
8	6009	Daniel Dunnington		GBR	04:40:41	00:33:25	00:03:01	02:28:53	00:02:25	01:32:58
9	6013	Richard Wilsenack		GER	04:42:17	00:36:05	00:02:47	02:27:34	00:02:02	01:33:48
10	6004	Ruben Fagundes		POR	04:49:10	00:31:06	00:02:20	02:24:33	00:02:15	01:48:55
11	6003	Filipe Costa Pereira		POR	04:52:03	00:35:46	00:03:10	02:33:49	00:01:39	01:37:39

AG30-34F

RANK	BIB	NAME	TEAM	RESULT	Swim	T1	Bike	T2	Run
1	6715	Tuxa Negri		04:38:38	00:30:25	00:01:53	02:29:52	00:01:30	01:34:58
2	6721	Katie Good		04:44:38	00:32:36	00:03:10	02:32:38	00:02:15	01:33:58
3	6719	Francesca Cox		04:53:33	00:36:29	00:02:07	02:33:09	00:02:30	01:39:18
4	6717	Laura Bardsley		04:54:17	00:31:04	00:02:42	02:37:30	00:02:22	01:40:38
5	6724	Katharine Locke		04:57:43	00:31:05	00:02:56	02:39:06	00:02:25	01:42:13
6	6716	M ^a De Las Nieves Gemio Rodrí		05:02:21	00:35:41	00:02:11	02:33:35	00:02:11	01:48:44
7	6720	Charlotte Drummond		05:13:42	00:32:57	00:03:14	02:46:06	00:03:05	01:48:20
8	6722	Hannah Graham		05:16:51	00:41:37	00:03:49	02:40:28	00:02:40	01:48:17
9	6725	Clare Murray		05:19:29	00:36:44	00:03:33	02:54:18	00:03:07	01:41:47
10	6727	Alice Quinn		05:21:59	00:45:26	00:02:20	02:46:50	00:01:56	01:45:27
11	6718	Heather Barker		05:22:13	00:33:54	00:03:17	02:51:27	00:03:03	01:50:32
12	6723	Harriet Henderson		05:32:15	00:34:26	00:03:16	02:46:39	00:02:00	02:05:55
13	6714	Maria Lobo		05:33:33	00:39:26	00:03:20	02:49:49	00:03:05	01:57:53

AG30-34M

RANK	BIB	NAME	TEAM	RESULT	Swim	T1	Bike	T2	Run
1	6022	Michael Davies		04:11:31	00:30:01	00:01:45	02:15:13	00:01:52	01:22:40
2	6017	Samuel Leal		04:19:12	00:33:02	00:02:15	02:16:01	00:01:46	01:26:07
3	6023	Chris Debonnaire		04:21:17	00:31:49	00:01:49	02:16:41	00:02:10	01:28:49
4	6028	Simon Liddle		04:21:22	00:27:20	00:02:27	02:17:08	00:01:39	01:32:49
5	6027	Alex John		04:21:34	00:26:51	00:01:51	02:19:03	00:01:53	01:31:57
6	6031	James Naldrett		04:23:38	00:34:02	00:02:11	02:17:07	00:02:22	01:27:56

Head Referees: Middle Distance: Paula Maia (POR), AquaBike: Kati Raudsepp (EST) | Competition Jury: Eero Raudsepp (EST), Renato Brandi (ITA), Sérgio Monteiro (POR) | Technical Delegates: Carmen Gómez (ESP), Eero Raudsepp (EST)

Distance Route: Swim 1900m 1 Lap | Bike 90Km (4 Laps) | Run 21Km (2 Laps) Elite: Air temperature: 17°C | Water temperature 19°C - Wetsuit allowed

#52 (DSQ) cut swim course | #6158, #6021 not stopped next penalty box | #6145 illegal shoes | #6033 not completing the run course | #6217 outside assistance | #6733 being accompanied by any non-competing person in the finish chute | #51 Ivan Territo (ITA) served 30sec during run | #6023, #6058, #6137, #6093, #6094, #6175, #6272, #6074, #6013, #6049, #6019, #6164, #6265, #6254, #6781, #6119, #6753, #6097, #6826, #6738, #6142, #6208, #6228, #6178, #6234 served 5min penalty bike course | #6006 served 30sec penalty bike course

generate 22-Jun-2024 19:15












Timing / data processing | Lap2Go Timing Solutions

Europe Triathlon Multisport Championships, Coimbra, PT

OFFICIAL RESULT

7	6030	Christopher Michael		GBR	04:24:29	00:30:42	00:03:22	02:20:35	00:02:20	01:27:31
8	6020	Sam Barratt		GBR	04:24:35	00:23:56	00:02:21	02:32:39	00:01:51	01:23:48
9	6025	Sam Evans		GBR	04:25:45	00:32:28	00:02:38	02:18:51	00:02:19	01:29:29
10	6034	Conrad Young		GBR	04:28:22	00:32:41	00:03:04	02:23:16	00:02:24	01:26:57
11	6036	Mattia Gobbo		ITA	04:29:35	00:33:17	00:02:16	02:22:39	00:01:47	01:29:35
12	6029	Adam Memery		GBR	04:30:35	00:33:28	00:02:23	02:18:18	00:01:59	01:34:27
13	6026	Sam Greenhalgh		GBR	04:32:56	00:32:23	00:03:14	02:19:31	00:03:05	01:34:43
14	6024	Llewelyn Edwards		GBR	04:39:28	00:34:14	00:01:53	02:21:49	00:02:16	01:39:16
15	6032	Jonathan Roche		GBR	04:40:42	00:29:43	00:03:17	02:26:20	00:02:05	01:39:17
16	6037	Jan Krakowski		POL	04:41:51	00:38:18	00:02:26	02:23:33	00:02:57	01:34:38
17	6019	Ruben Matos		POR	04:48:40	00:32:05	00:02:06	02:35:15	00:02:10	01:37:05
18	6306	Joao Graca		POR	04:51:11	00:30:02	00:02:53	02:28:33	00:01:34	01:48:10
19	6018	Luis Lobo		POR	04:53:07	00:37:31	00:01:56	02:19:55	00:02:05	01:51:39
20	6035	Eoin McGuinness		IRL	05:13:45	00:39:28	00:02:39	02:29:24	00:02:17	01:59:57
21	6016	João Ferreira		POR	05:29:36	00:35:39	00:03:53	02:41:35	00:04:19	02:04:10
	6033	Lloyd Williams		GBR	DSQ	00:38:25	00:04:03	02:30:03	00:02:33	01:11:30
	6021	Lewis Bonar		GBR	DSQ	00:30:12	00:02:21	02:25:02	00:01:54	01:28:44

AG35-39F

RANK	BIB	NAME	TEAM	RESULT	Swim	T1	Bike	T2	Run	
							Time	Temp. °C	Humidity	Water
							09:30	17.8°C	58%	19°C
1	6734	Dionne Allen		GBR	04:34:18	00:31:49	00:02:36	02:23:52	00:02:08	01:33:53
2	6740	Rachel Ferguson		GBR	05:06:17	00:35:38	00:02:49	02:45:52	00:02:15	01:39:43
3	6743	Magdalena Plóciennik		POL	05:07:46	00:33:55	00:02:01	02:38:55	00:02:19	01:50:36
4	6738	Abbie Evans		GBR	05:17:09	00:34:51	00:03:05	02:47:32	00:03:12	01:48:29
5	6735	Hannah Bizoumis		GBR	05:19:25	00:37:19	00:04:06	02:33:50	00:03:50	02:00:20
6	6736	Tamsyn Clark		GBR	05:19:33	00:38:14	00:02:58	02:44:03	00:02:18	01:52:00
7	6742	Emily Jacobs		GBR	05:24:00	00:36:51	00:03:06	02:46:16	00:02:28	01:55:18
8	6741	Dawn Hunter		GBR	05:36:03	00:39:26	00:03:00	02:51:55	00:02:27	01:59:15
9	6739	Claire Fennell		GBR	05:37:21	00:42:21	00:02:26	02:44:29	00:02:53	02:05:12
10	6737	Charlotte Coward		GBR	05:47:16	00:39:21	00:04:02	02:48:27	00:03:25	02:12:02
11	6730	Filipa Rodrigues		POR	05:57:14	00:49:24	00:02:58	02:59:39	00:03:26	02:01:47
12	6729	Mafalda Barata		POR	05:59:07	00:42:29	00:04:09	03:11:58	00:02:45	01:57:46
	6733	Beatriz Martinez Naranjo		ESP	DSQ	00:36:18	00:02:37	02:35:04	00:01:34	01:40:40

Head Referees: Middle Distance: Paula Maia (POR), AquaBike: Kati Raudsepp (EST) | Competition Jury: Eero Raudsepp (EST), Renato Brandi (ITA), Sérgio Monteiro (POR) | Technical Delegates: Carmen Gómez (ESP), Eero Raudsepp (EST)

Distance Route: Swim 1900m 1 Lap | Bike 90Km (4 Laps) | Run 21Km (2 Laps) Elite: Air temperature: 17°C | Water temperature 19°C - Wetsuit allowed

#52 (DSQ) cut swim course | #6158, #6021 not stopped next penalty box | #6145 illegal shoes | #6033 not completing the run course | #6217 outside assistance | #6733 being accompanied by any non-competing person in the finish chute | #51 Ivan Territo (ITA) served 30sec during run | #6023, #6058, #6137, #6093, #6094, #6175, #6272, #6074, #6013, #6049, #6019, #6164, #6265, #6254, #6781, #6119, #6753, #6097, #6826, #6738, #6142, #6208, #6228, #6178, #6234 served 5min penalty bike course | #6006 served 30sec penalty bike course

Europe Triathlon Multisport Championships, Coimbra, PT

OFFICIAL RESULT

AG35-39M				Time	Temp. °C	Humidity	Water		
				09:30	17.8°C	58%	19°C		
RANK	BIB	NAME	TEAM	RESULT	Swim	T1	Bike	T2	Run
1	6041	Filipe Estafero Henriques	POR	04:11:22	00:30:59	00:01:53	02:12:41	00:01:59	01:23:50
2	6044	Filipe Marques	POR	04:14:53	00:26:13	00:01:47	02:15:46	00:01:42	01:29:24
3	6062	Daryl Mackie	GBR	04:23:22	00:27:14	00:02:41	02:19:23	00:02:02	01:32:01
4	6050	Nuno Rodrigues	POR	04:25:07	00:30:12	00:02:04	02:17:36	00:01:53	01:33:21
5	6040	Simon Michelet Dos Santos	POR	04:25:51	00:35:55	00:02:09	02:16:21	00:02:36	01:28:50
6	6063	Ben Marsters	GBR	04:29:21	00:26:34	00:01:50	02:18:25	00:01:35	01:40:56
7	6065	Gordon Richmond	GBR	04:29:29	00:37:35	00:03:16	02:21:53	00:01:24	01:25:21
8	6055	Luke Ashburner	GBR	04:32:23	00:36:12	00:02:13	02:17:58	00:02:19	01:33:40
9	6058	Cameron Burt	GBR	04:33:02	00:29:49	00:02:23	02:23:47	00:01:48	01:35:15
10	6049	Pedro Rilho	POR	04:34:25	00:33:40	00:02:12	02:28:25	00:02:15	01:27:53
11	6038	David Alfeirão	POR	04:36:32	00:35:51	00:02:09	02:22:27	00:02:01	01:34:04
12	6061	Matthew Luxton	GBR	04:39:04	00:30:38	00:02:54	02:23:25	00:03:10	01:38:57
13	6054	Hussain Al-Zubaidi	GBR	04:44:37	00:38:52	00:03:34	02:28:53	00:02:32	01:30:47
14	6060	Simon Flynn	GBR	04:47:38	00:32:42	00:03:14	02:21:22	00:02:21	01:47:59
15	6066	Karl Turley	GBR	04:48:26	00:36:32	00:02:37	02:26:20	00:02:34	01:40:23
16	6057	Michael Bennett	GBR	04:49:11	00:34:50	00:03:08	02:29:33	00:02:06	01:39:35
17	6042	Pedro Ferreira da Silva	POR	04:49:27	00:30:42	00:02:07	02:28:59	00:02:25	01:45:14
18	6053	Alexandre Goeller	FRA	04:51:22	00:33:28	00:03:03	02:27:57	00:02:46	01:44:08
19	6069	Maciej Malenda	POL	04:51:39	00:36:45	00:02:44	02:22:01	00:02:08	01:48:01
20	6059	Gareth David	GBR	04:52:21	00:32:55	00:02:33	02:25:18	00:03:31	01:48:03
21	6046	Carlos Martins de Oliveira	POR	04:52:23	00:28:36	00:03:01	02:32:02	00:01:54	01:46:50
22	6039	Moises Da Silva	POR	04:55:54	00:38:10	00:03:58	02:29:39	00:02:39	01:41:28
23	6064	Kareem Richardson	GBR	04:56:52	00:35:00	00:03:11	02:38:11	00:01:50	01:38:40
24	6068	Pierpaolo Sidoti	ITA	04:58:22	00:32:34	00:03:27	02:22:21	00:02:32	01:57:28
25	6056	Steve Bannister	GBR	05:04:16	00:34:58	00:04:03	02:34:11	00:02:20	01:48:45
26	6067	Diarmuid O'sullivan	IRL	05:08:49	00:32:57	00:03:25	02:37:20	00:02:06	01:53:01
27	6045	Joel Martins	POR	05:11:24	00:37:06	00:02:53	02:49:24	00:02:02	01:39:59
28	6048	Rui Melo	POR	05:11:47	00:35:00	00:01:52	02:43:02	00:01:23	01:50:30
29	6307	Cristiano Escudeiro Marques	POR	05:20:13	00:30:48	00:02:55	02:35:31	00:02:20	02:08:38
30	6051	João Paulo Serôdio	POR	05:20:33	00:40:06	00:02:26	02:33:21	00:03:13	02:01:27
31	6052	Fabio Silva Santos	POR	05:27:48	00:51:19	00:03:01	02:47:11	00:02:04	01:44:14


Head Referees: Middle Distance: Paula Maia (POR), AquaBike: Kati Raudsepp (EST) | Competition Jury: Eero Raudsepp (EST), Renato Brandi (ITA), Sérgio Monteiro (POR) | Technical Delegates: Carmen Gómez (ESP), Eero Raudsepp (EST)

Distance Route: Swim 1900m 1 Lap | Bike 90Km (4 Laps) | Run 21Km (2 Laps) Elite: Air temperature: 17°C | Water temperature 19°C - Wetsuit allowed



#52 (DSQ) cut swim course | #6158, #6021 not stopped next penalty box | #6145 illegal shoes | #6033 not complying the run course | #6217 outside assistance | #6733 being accompanied by any non-competing person in the finish chute | #51 Ivan Territo (ITA) served 30sec during run | #6023, #6058, #6137, #6093, #6094, #6175, #6272, #6074, #6013, #6049, #6019, #6164, #6265, #6254, #6781, #6119, #6753, #6097, #6826, #6738, #6142, #6208, #6228, #6178, #6234 served 5min penalty bike course | #6006 served 30sec penalty bike course

Europe Triathlon Multisport Championships, Coimbra, PT










OFFICIAL RESULT

32 6043 José Gonçalves Monteiro  POR **05:34:34** 00:37:28 00:03:29 02:41:23 00:02:17 02:09:58

AG40-44F

RANK	BIB	NAME	TEAM	RESULT	Swim	T1	Bike	T2	Run
1	6755	Davina Greenwell	 GBR	04:51:31	00:31:01	00:03:25	02:29:02	00:02:43	01:45:21
2	6759	Toni Senior	 GBR	04:56:16	00:31:11	00:02:50	02:30:01	00:02:24	01:49:50
3	6761	Camilla Wilkes	 GBR	04:58:28	00:35:11	00:02:44	02:31:14	00:02:16	01:47:02
4	6757	Natalie Parsons	 GBR	05:01:24	00:35:05	00:02:21	02:44:28	00:01:47	01:37:43
5	6754	Julie De Winton	 GBR	05:02:16	00:33:48	00:02:41	02:40:55	00:02:12	01:42:40
6	6750	Blanca Sanroma Dalmau	 ESP	05:02:50	00:33:36	00:03:19	02:39:48	00:01:47	01:44:20
7	6760	Maggie Skinner	 GBR	05:05:04	00:39:11	00:02:41	02:46:13	00:02:30	01:34:28
8	6762	Yee Fai Valerie Wong	 GBR	05:06:15	00:35:07	00:03:39	02:47:50	00:02:17	01:37:23
9	6753	Laura Davies	 GBR	05:11:07	00:38:14	00:03:09	02:44:04	00:02:30	01:43:10
10	6758	Krystina Reynolds	 GBR	05:12:21	00:34:35	00:03:00	02:34:06	00:02:16	01:58:23
11	6751	Talita Ancona	 GBR	05:23:29	00:38:12	00:03:09	02:45:15	00:03:01	01:53:51
12	6763	Hannah Worth	 GBR	05:34:17	00:37:27	00:02:55	02:32:45	00:02:10	02:19:00
13	6749	Patricia Watanabe	 POR	05:53:07	00:39:37	00:02:27	02:59:15	00:02:49	02:08:59
14	6746	Lenka Kratka	 POR	05:53:38	00:38:53	00:03:08	02:51:38	00:03:37	02:16:23
15	6744	Ângela Carvalho	 POR	06:01:01	00:41:14	00:03:31	03:09:40	00:03:00	02:03:37
16	6745	Susana Flores	 POR	06:28:07	00:53:04	00:04:12	03:11:10	00:02:40	02:17:01
17	6748	Cristina Santos	 POR	06:36:26	00:50:08	00:04:28	03:15:18	00:03:02	02:23:29
18	6747	Raquel Matos	 POR	07:11:20	00:43:55	00:03:44	03:21:59	00:04:24	02:57:17

AG40-44M

RANK	BIB	NAME	TEAM	RESULT	Swim	T1	Bike	T2	Run
1	6096	Nicolas Onillon	 FRA	04:07:52	00:26:10	00:01:46	02:15:54	00:01:34	01:22:29
2	6078	Bruno Pais	 POR	04:10:44	00:28:26	00:01:40	02:14:08	00:01:37	01:24:52
3	6099	Yiannis Christodoulou	 GBR	04:14:59	00:28:45	00:01:51	02:21:53	00:01:36	01:20:54
4	6091	Nuno Veríssimo	 POR	04:20:12	00:34:15	00:02:17	02:16:30	00:02:03	01:25:07
5	6100	Michael Jones	 GBR	04:20:23	00:30:50	00:02:24	02:12:34	00:02:00	01:32:35
6	6093	Fernando Sierra Garcia	 ESP	04:20:44	00:30:22	00:02:14	02:17:41	00:01:55	01:28:32
7	6094	Luis Vega Romero	 ESP	04:22:13	00:30:58	00:02:29	02:20:14	00:01:54	01:26:39
8	6113	Michal Czapinski	 POL	04:24:07	00:36:50	00:02:15	02:15:25	00:02:55	01:26:42
9	6103	Michael Norbury	 GBR	04:24:22	00:31:33	00:02:20	02:25:06	00:01:40	01:23:43




Head Referees: Middle Distance: Paula Maia (POR), AquaBike: Kati Raudsepp (EST) | Competition Jury: Eero Raudsepp (EST), Renato Brandi (ITA), Sérgio Monteiro (POR) | Technical Delegates: Carmen Gómez (ESP), Eero Raudsepp (EST)

Distance Route: Swim 1900m 1 Lap | Bike 90Km (4 Laps) | Run 21Km (2 Laps) Elite: Air temperature: 17°C | Water temperature 19°C - Wetsuit allowed

#52 (DSQ) cut swim course | #6158, #6021 not stopped next penalty box | #6145 illegal shoes | #6033 not completing the run course | #6217 outside assistance | #6733 being accompanied by any non-competing person in the finish chute | #51 Ivan Territo (ITA) served 30sec during run | #6023, #6058, #6137, #6093, #6094, #6175, #6272, #6074, #6013, #6049, #6019, #6164, #6265, #6254, #6781, #6119, #6753, #6097, #6826, #6738, #6142, #6208, #6228, #6178, #6234 served 5min penalty bike course | #6006 served 30sec penalty bike course

Europe Triathlon Multisport Championships, Coimbra, PT

OFFICIAL RESULT

10	6092	Juan carlos Escotet serrano		ESP	04:24:35	00:32:02	00:03:08	02:16:21	00:02:03	01:31:00
11	6089	Adelino José Sousa		POR	04:26:04	00:35:43	00:02:49	02:19:52	00:01:36	01:26:05
12	6076	Gonçalo Martins		POR	04:27:53	00:32:53	00:02:12	02:21:18	00:02:24	01:29:06
13	6112	Paul Flanagan		IRL	04:29:03	00:33:41	00:03:36	02:21:09	00:01:54	01:28:43
14	6084	Vitor Rito		POR	04:29:16	00:37:38	00:03:44	02:21:54	00:02:08	01:23:52
15	6073	Pedro Duarte Conceição		POR	04:29:35	00:31:08	00:01:56	02:19:46	00:01:55	01:34:49
16	6107	Scott Richardson		GBR	04:29:38	00:28:59	00:02:16	02:24:14	00:01:58	01:32:12
17	6081	Hugo Pita		POR	04:30:15	00:33:47	00:02:56	02:21:46	00:01:45	01:30:00
18	6095	Ignacio Vilas Eguileta		ESP	04:30:43	00:33:32	00:02:20	02:23:26	00:01:55	01:29:30
19	6074	João Diogo Feijão		POR	04:34:23	00:36:41	00:01:56	02:24:39	00:01:50	01:29:18
20	6086	Ricardo Simão		POR	04:34:25	00:36:08	00:02:58	02:24:17	00:01:37	01:29:25
21	6110	Jonathan Webb		GBR	04:36:10	00:29:20	00:02:10	02:27:35	00:02:31	01:34:35
22	6101	Grant Kennedy		GBR	04:38:20	00:31:03	00:03:05	02:26:55	00:02:11	01:35:06
23	6102	Nicholas Lord		GBR	04:38:22	00:36:29	00:03:04	02:24:29	00:01:55	01:32:24
24	6106	Matt Peerless		GBR	04:40:04	00:30:51	00:02:20	02:26:05	00:01:42	01:39:06
25	6114	Bartosz Dymek		POL	04:43:04	00:33:01	00:02:44	02:27:16	00:01:40	01:38:23
26	6105	Grant Paling		GBR	04:48:34	00:36:51	00:02:53	02:28:56	00:01:48	01:38:05
27	6085	Mario Santana		POR	04:49:39	00:34:59	00:02:36	02:30:03	00:02:24	01:39:38
28	6108	Leighton Smith		GBR	04:49:42	00:39:11	00:02:53	02:19:04	00:01:54	01:46:40
29	6115	Pawel Wójcik		POL	04:52:43	00:37:09	00:02:19	02:23:32	00:02:11	01:47:32
30	6111	Rob Windus		GBR	04:57:54	00:33:12	00:04:08	02:26:07	00:03:28	01:50:59
31	6072	Claudio Canavilhas		POR	04:59:50	00:38:28	00:02:46	02:38:29	00:01:32	01:38:35
32	6083	Nuno Ribeiro		POR	05:00:00	00:36:29	00:02:48	02:25:19	00:02:49	01:52:35
33	6082	Jorge Reis		POR	05:01:22	00:37:02	00:04:27	02:29:25	00:03:18	01:47:10
34	6097	Richard Addison		GBR	05:03:25	00:34:43	00:03:41	02:43:26	00:02:05	01:39:30
35	6098	Richard Alford		GBR	05:05:07	00:36:31	00:02:25	02:37:20	00:02:01	01:46:49
36	6087	Pablo Sipaubá de Sousa		POR	05:15:09	00:45:28	00:04:43	02:39:40	00:03:05	01:42:13
37	6080	Nuno Pinho		POR	05:32:11	00:42:20	00:05:42	02:42:43	00:05:50	01:55:36
38	6079	João Paulo Pires		POR	05:35:46	00:44:45	00:04:07	02:44:49	00:02:35	01:59:30
39	6090	Pedro Tavares Gonçalves		POR	05:40:34	00:38:03	00:03:14	03:01:04	00:02:23	01:55:50
40	6077	Luis Melo		POR	06:52:32	00:49:10	00:05:12	03:11:42	00:04:03	02:42:24
	6071	Ilya Belyaev		POR	DNF	00:34:28	00:02:11	02:29:51	00:02:08	00:52:31

Head Referees: Middle Distance: Paula Maia (POR), AquaBike: Kati Raudsepp (EST) | Competition Jury: Eero Raudsepp (EST), Renato Brandi (ITA), Sérgio Monteiro (POR) | Technical Delegates: Carmen Gómez (ESP), Eero Raudsepp (EST)

Distance Route: Swim 1900m 1 Lap | Bike 90Km (4 Laps) | Run 21Km (2 Laps) Elite: Air temperature: 17°C | Water temperature 19°C - Wetsuit allowed

#52 (DSQ) cut swim course | #6158, #6021 not stopped next penalty box | #6145 illegal shoes | #6033 not completing the run course | #6217 outside assistance | #6733 being accompanied by any non-competing person in the finish chute | #51 Ivan Territo (ITA) served 30sec during run | #6023, #6058, #6137, #6093, #6094, #6175, #6272, #6074, #6013, #6049, #6019, #6164, #6265, #6254, #6781, #6119, #6753, #6097, #6826, #6738, #6142, #6208, #6228, #6178, #6234 served 5min penalty bike course | #6006 served 30sec penalty bike course

Europe Triathlon Multisport Championships, Coimbra, PT

OFFICIAL RESULT

AG45-49F

RANK	BIB	NAME	TEAM	RESULT	Swim	T1	Bike	T2	Run
					Time	Temp. °C	Humidity	Water	
					09:30	17.8°C	58%	19°C	
1	6787	Kelly Warrington	GBR	04:32:26	00:33:05	00:03:04	02:19:17	00:02:30	01:34:29
2	6792	Nandia Sintzanaki	GRE	04:42:56	00:34:46	00:02:28	02:28:34	00:01:46	01:35:22
3	6780	Philippa Fancourt	GBR	04:45:49	00:33:02	00:02:06	02:26:17	00:01:48	01:42:37
4	6771	Monique Grossrieder	SUI	04:55:43	00:34:54	00:02:40	02:32:28	00:02:33	01:43:08
5	6776	Galiya Brogden	GBR	05:02:31	00:38:33	00:03:57	02:38:22	00:03:09	01:38:31
6	6789	Jette Krause	GER	05:06:21	00:34:03	00:03:03	02:44:32	00:02:06	01:42:37
7	6793	Amelia Drumm	IRL	05:07:15	00:36:31	00:02:30	02:49:47	00:01:39	01:36:49
8	6790	Christine Strathmann	GER	05:07:22	00:34:16	00:03:10	02:46:29	00:02:23	01:41:03
9	6781	Katy Foster	GBR	05:07:36	00:37:22	00:02:49	02:43:24	00:02:10	01:41:50
10	6769	Alberta Pereira	POR	05:09:52	00:36:44	00:03:20	02:38:53	00:02:08	01:48:48
11	6770	Patricia Rivotti	POR	05:12:04	00:37:07	00:02:36	02:50:07	00:01:55	01:40:19
12	6774	Ruth Anness	GBR	05:12:49	00:45:08	00:02:29	02:37:00	00:01:49	01:46:23
13	6779	Tracey Donovan	GBR	05:13:30	00:44:03	00:02:52	02:44:24	00:02:25	01:39:45
14	6775	Leeanne Barber	GBR	05:14:34	00:39:15	00:02:54	02:38:34	00:02:14	01:51:37
15	6772	Hannah Grainger Clemson	BEL	05:16:22	00:38:37	00:03:17	02:47:20	00:02:05	01:45:03
16	6783	Thea Gudgeon	GBR	05:19:00	00:35:50	00:03:22	02:40:07	00:02:36	01:57:05
17	6778	Carly Craig	GBR	05:19:56	00:38:55	00:03:16	02:52:23	00:02:23	01:42:58
18	6785	Susan Pugh	GBR	05:34:19	00:35:59	00:02:56	02:43:56	00:04:23	02:07:04
19	6765	Viola Campanini	POR	05:42:12	00:36:05	00:04:01	02:57:57	00:04:12	01:59:56
20	6782	Penelope Garvin	GBR	05:53:15	00:49:16	00:03:00	02:46:27	00:03:17	02:11:16
21	6767	Ana Maria Gomes	POR	05:54:17	00:44:59	00:03:52	03:08:48	00:02:51	01:53:46
22	6794	Serena Rossi	ITA	05:54:43	00:40:46	00:02:50	03:08:05	00:01:41	02:01:21
23	6777	Jenny Campbell	GBR	06:04:41	00:50:31	00:04:13	02:45:58	00:03:16	02:20:43
24	6773	Isabel Maria Fernandez Lopez	ESP	06:15:31	00:37:32	00:04:21	03:18:31	00:02:31	02:12:36
25	6768	Susana Neta	POR	06:34:04	00:41:03	00:03:54	03:23:13	00:02:42	02:23:12
26	6786	Sarah Russ	GBR	06:40:38	00:38:26	00:03:50	03:17:26	00:03:35	02:37:20
	6764	Sofia Bastos	POR	DNF	00:42:53	00:04:48	02:32:52		
	6766	Lenia Gamito	POR	DNF	00:40:21	00:03:57	03:08:13	00:05:56	01:24:29
	6788	Gesine Junker	GER	DNF	00:34:14	00:02:34	02:35:22	00:02:47	02:04:38
	6791	Tamara Zeltner	GER	DNF	00:32:58	00:02:27	02:36:35	00:02:35	01:09:27

Head Referees: Middle Distance: Paula Maia (POR), AquaBike: Kati Raudsepp (EST) | Competition Jury: Eero Raudsepp (EST), Renato Brandi (ITA), Sérgio Monteiro (POR) | Technical Delegates: Carmen Gómez (ESP), Eero Raudsepp (EST)

Distance Route: Swim 1900m 1 Lap | Bike 90Km (4 Laps) | Run 21Km (2 Laps) Elite: Air temperature: 17°C | Water temperature 19°C - Wetsuit allowed

#52 (DSQ) cut swim course | #6158, #6021 not stopped next penalty box | #6145 illegal shoes | #6033 not completing the run course | #6217 outside assistance | #6733 being accompanied by any non-competing person in the finish chute | #51 Ivan Territo (ITA) served 30sec during run | #6023, #6058, #6137, #6093, #6094, #6175, #6272, #6074, #6013, #6049, #6019, #6164, #6265, #6254, #6781, #6119, #6753, #6097, #6826, #6738, #6142, #6208, #6228, #6178, #6234 served 5min penalty bike course | #6006 served 30sec penalty bike course











generate 22-Jun-2024 19:15

Timing / data processing | Lap2Go Timing Solutions

Europe Triathlon Multisport Championships, Coimbra, PT

OFFICIAL RESULT

AG45-49M

RANK	BIB	NAME	TEAM	RESULT	Swim	T1	Bike	T2	Run
					Time	Temp. °C	Humidity	Water	
					09:30	17.8°C	58%	19°C	
1	6162	Lionel Roye	 FRA	04:14:38	00:28:11	00:01:47	02:18:43	00:01:26	01:24:31
2	6172	Ben Redman	 GBR	04:20:08	00:29:38	00:02:03	02:14:46	00:01:30	01:32:11
3	6153	Henrik Mørk Emtekjær	 DEN	04:21:14	00:29:25	00:03:16	02:16:23	00:01:30	01:30:39
4	6163	Gareth Bennett	 GBR	04:25:07	00:31:54	00:02:17	02:15:05	00:01:57	01:33:54
5	6148	Luis Diogo Santos	 POR	04:28:01	00:29:07	00:02:09	02:15:35	00:01:53	01:39:18
6	6150	João Pedro Silva	 POR	04:28:33	00:32:36	00:02:07	02:19:58	00:02:12	01:31:40
7	6133	João Pedro Fulgêncio	 POR	04:31:07	00:32:13	00:02:12	02:21:33	00:02:47	01:32:23
8	6144	Diogo Pina Pereira	 POR	04:31:46	00:34:41	00:02:51	02:19:07	00:01:53	01:33:13
9	6147	Carlos Rosário	 POR	04:34:07	00:31:28	00:02:01	02:21:50	00:01:31	01:37:17
10	6142	Nuno Neves	 POR	04:34:46	00:27:24	00:01:47	02:24:37	00:02:58	01:38:00
11	6159	David Rodriguez Campos	 ESP	04:38:24	00:32:45	00:02:52	02:26:03	00:02:23	01:34:22
12	6136	André Marques Costal	 POR	04:39:59	00:34:30	00:03:20	02:26:54	00:02:46	01:32:30
13	6122	Ivo Carvalho	 POR	04:40:42	00:34:20	00:02:34	02:20:49	00:02:20	01:40:39
14	6170	Wayne Lovejoy	 GBR	04:42:45	00:33:28	00:03:13	02:24:13	00:02:52	01:38:59
15	6175	Ian Wilson	 GBR	04:44:30	00:30:25	00:01:51	02:23:40	00:02:13	01:46:22
16	6155	Sergio Hernandez Valleros	 ESP	04:44:52	00:37:46	00:04:45	02:25:54	00:03:01	01:33:26
17	6161	Miguel Vicario Alonso	 ESP	04:45:33	00:39:07	00:03:21	02:24:52	00:01:59	01:36:14
18	6174	Paul Seymour	 GBR	04:46:27	00:29:17	00:02:22	02:27:28	00:02:47	01:44:33
19	6140	Pedro Mendonça	 POR	04:46:31	00:35:49	00:02:50	02:21:53	00:02:05	01:43:54
20	6177	James Winter	 GBR	04:46:54	00:33:17	00:02:49	02:35:20	00:02:01	01:33:26
21	6171	Robert Marshall	 GBR	04:49:13	00:37:12	00:02:47	02:29:59	00:02:02	01:37:12
22	6176	Antony Wilson	 GBR	04:49:39	00:33:49	00:03:09	02:19:40	00:02:11	01:50:51
23	6125	Pedro Duarte	 POR	04:49:49	00:37:31	00:03:11	02:22:59	00:02:52	01:43:17
24	6131	Hugo Fonseca	 POR	04:51:27	00:32:29	00:02:50	02:34:25	00:02:54	01:38:50
25	6138	Antonio Martins Vieira	 POR	04:51:42	00:41:37	00:03:12	02:28:53	00:02:26	01:35:35
26	6143	Vitor Piçarra	 POR	04:53:19	00:37:18	00:02:31	02:36:43	00:02:06	01:34:41
27	6156	Fernando Lopez Lopez	 ESP	04:54:16	00:34:14	00:02:44	02:39:22	00:01:39	01:36:18
28	6168	Joe Grainger	 GBR	04:56:50	00:35:24	00:03:27	02:31:22	00:02:11	01:44:25
29	6167	Nigel Gaskin	 GBR	04:57:38	00:27:15	00:02:04	02:41:22	00:02:01	01:44:56
30	6130	Aldicio Ferro	 POR	04:58:26	00:37:43	00:03:08	02:27:35	00:02:05	01:47:55
31	6166	Chris Evans	 GBR	05:01:25	00:33:01	00:02:55	02:31:01	00:03:12	01:51:15

Head Referees: Middle Distance: Paula Maia (POR), AquaBike: Kati Raudsepp (EST) | Competition Jury: Eero Raudsepp (EST), Renato Brandi (ITA), Sérgio Monteiro (POR) | Technical Delegates: Carmen Gómez (ESP), Eero Raudsepp (EST)

Distance Route: Swim 1900m 1 Lap | Bike 90Km (4 Laps) | Run 21Km (2 Laps) Elite: Air temperature: 17°C | Water temperature 19°C - Wetsuit allowed

#52 (DSQ) cut swim course | #6158, #6021 not stopped next penalty box | #6145 illegal shoes | #6033 not complying the run course | #6217 outside assistance | #6733 being accompanied by any non-competing person in the finish chute | #51 Ivan Territo (ITA) served 30sec during run | #6023, #6058, #6137, #6093, #6094, #6175, #6272, #6074, #6013, #6049, #6019, #6164, #6265, #6254, #6781, #6119, #6753, #6097, #6826, #6738, #6142, #6208, #6228, #6178, #6234 served 5min penalty bike course | #6006 served 30sec penalty bike course

Europe Triathlon Multisport Championships, Coimbra, PT

OFFICIAL RESULT

32	6173	Kevin Rye		GBR	05:05:13	00:38:43	00:04:54	02:37:48	00:02:33	01:41:15
33	6179	Hugh Gallagher		IRL	05:06:23	00:33:23	00:03:04	02:42:54	00:03:19	01:43:43
34	6165	Richard Clarke		GBR	05:07:56	00:34:55	00:03:43	02:34:52	00:02:40	01:51:47
35	6164	Richard Bysouth		GBR	05:08:08	00:32:53	00:02:52	02:31:43	00:02:13	01:58:27
36	6135	Ivo Magalhães		POR	05:10:20	00:35:49	00:02:59	02:27:44	00:02:22	02:01:26
37	6169	Dan Harding		GBR	05:10:33	00:38:29	00:03:00	02:35:35	00:01:51	01:51:37
38	6126	Paulo Faria		POR	05:11:32	00:37:19	00:03:05	02:42:58	00:02:46	01:45:25
39	6157	Pablo Ramil frean		ESP	05:12:53	00:34:40	00:04:04	02:36:33	00:02:55	01:54:41
40	6120	Pedro Carmo Correia		POR	05:13:38	00:36:40	00:04:02	02:43:55	00:02:09	01:46:52
41	6117	Gustavo Antunes		POR	05:14:18	00:35:03	00:03:21	02:39:59	00:02:19	01:53:36
42	6121	Luis Carreira		POR	05:16:26	00:36:43	00:02:43	02:30:19	00:02:35	02:04:06
43	6129	Hugo Ferreira		POR	05:16:28	00:35:38	00:02:37	02:44:43	00:02:08	01:51:23
44	6141	Nuno Mota		POR	05:19:05	00:37:29	00:02:35	02:49:24	00:02:54	01:46:43
45	6149	João Serodio		POR	05:22:48	00:37:02	00:03:36	02:46:39	00:03:28	01:52:04
46	6308	Gonçalo Guedes Rodrigues		POR	05:22:50	00:40:47	00:04:02	02:43:27	00:03:22	01:51:12
47	6118	Pedro Bilro		POR	05:25:39	00:39:40	00:03:52	02:36:45	00:03:13	02:02:10
48	6119	Andre Cabrita		POR	05:26:35	00:37:35	00:03:22	02:47:06	00:02:23	01:56:09
49	6137	Nuno Martins Ferreira		POR	05:34:54	00:42:31	00:04:57	02:49:21	00:02:34	01:55:32
50	6134	Luis Lemos		POR	05:43:45	00:48:56	00:02:10	03:01:08	00:02:11	01:49:20
51	6152	Frederico Vidal		POR	05:44:03	00:32:27	00:02:25	02:43:25	00:02:19	02:23:26
52	6146	Christian Ramos		POR	05:44:35	00:43:36	00:04:04	02:47:05	00:02:36	02:07:15
53	6116	Helder Ameida da Silva		POR	05:49:30	00:46:25	00:06:44	02:44:12	00:04:01	02:08:08
54	6139	Luis Massapina		POR	05:51:54	00:55:32	00:03:14	02:54:41	00:02:31	01:55:56
55	6123	Ricardo Coelho		POR	06:02:45	00:58:01	00:04:11	02:46:49	00:02:49	02:10:56
56	6128	Eduardo Ferreira		POR	06:17:12	00:44:00	00:05:10	02:50:47	00:02:42	02:34:32
57	6127	Vítor Fernandes		POR	06:26:51	00:37:36	00:04:07	02:44:34	00:03:51	02:56:44
58	6124	Helder Correia		POR	06:38:45	00:36:12	00:07:19	03:13:31	00:04:36	02:37:06
	6145	Pedro Miguel Quadros		POR	DSQ	00:47:40	00:05:21	03:32:14	00:04:54	02:49:37
	6158	Ricardo Rey Martinez		ESP	DSQ	00:28:38	00:02:14	02:16:43	00:01:28	01:26:46
	6180	Declan O'Donoghue		IRL	DNS					
	6178	Paul Flynn		IRL	DNF	00:35:52	00:02:25	02:44:09	00:02:10	01:47:21
	6160	Javier Cecilio Salgado Algarrad		ESP	DNF	00:33:42	00:02:16	02:26:23	00:02:20	00:25:10

Head Referees: Middle Distance: Paula Maia (POR), AquaBike: Kati Raudsepp (EST) | Competition Jury: Eero Raudsepp (EST), Renato Brandi (ITA), Sérgio Monteiro (POR) | Technical Delegates: Carmen Gómez (ESP), Eero Raudsepp (EST)

Distance Route: Swim 1900m 1 Lap | Bike 90Km (4 Laps) | Run 21Km (2 Laps) Elite: Air temperature: 17°C | Water temperature 19°C - Wetsuit allowed

#52 (DSQ) cut swim course | #6158, #6021 not stopped next penalty box | #6145 illegal shoes | #6033 not completing the run course | #6217 outside assistance | #6733 being accompanied by any non-competing person in the finish chute | #51 Ivan Territo (ITA) served 30sec during run | #6023, #6058, #6137, #6093, #6094, #6175, #6272, #6074, #6013, #6049, #6019, #6164, #6265, #6254, #6781, #6119, #6753, #6097, #6826, #6738, #6142, #6208, #6228, #6178, #6234 served 5min penalty bike course | #6006 served 30sec penalty bike course

generate 22-Jun-2024 19:15

Timing / data processing | Lap2Go Timing Solutions

Europe Triathlon Multisport Championships, Coimbra, PT

OFFICIAL RESULT

AG50-54F

RANK	BIB	NAME	TEAM	RESULT	Swim	T1	Bike	T2	Run
					Time	Temp. °C	Humidity	Water	
					09:30	17.8°C	58%	19°C	
1	6813	Vanessa Fenton	IRL	04:48:24	00:29:51	00:01:58	02:33:59	00:01:49	01:40:47
2	6806	Gwen Kinsey	GBR	04:51:21	00:28:53	00:01:50	02:36:51	00:01:43	01:42:05
3	6801	Marianne Carpenter	GBR	04:59:35	00:36:14	00:02:01	02:42:54	00:01:52	01:36:34
4	6800	Rachel Carling	GBR	05:15:04	00:35:19	00:03:05	02:46:26	00:02:05	01:48:07
5	6805	Thalia Hessey	GBR	05:15:22	00:38:18	00:02:34	02:40:57	00:01:55	01:51:37
6	6810	Teresa Robbins	GBR	05:26:30	00:41:42	00:04:09	02:32:53	00:04:21	02:03:24
7	6811	Gail Walker	GBR	05:27:34	00:34:39	00:04:32	02:51:17	00:04:08	01:52:57
8	6808	Lindsay Purdie	GBR	05:30:47	00:36:48	00:03:27	02:52:06	00:02:20	01:56:06
9	6803	Liz Fleuty	GBR	05:34:31	00:36:59	00:03:26	02:48:56	00:02:35	02:02:36
10	6812	Claudia Klaffl	GER	05:45:23	00:39:45	00:02:49	02:44:28	00:02:00	02:16:21
11	6807	Amanda Marshall	GBR	05:52:49	00:41:38	00:02:56	02:56:49	00:02:46	02:08:39
12	6802	Nia Dunseath	GBR	05:55:19	00:42:04	00:03:11	03:03:40	00:02:36	02:03:49
13	6797	Magali Dejean	FRA	05:57:18	00:42:11	00:03:15	03:04:51	00:03:05	02:03:57
14	6796	Maria Ribeiro	POR	07:01:40	00:56:25	00:04:53	03:15:41	00:04:37	02:40:04
15	6795	Mafalda Ferreira	POR	07:17:46	00:55:18	00:05:17	03:26:44	00:03:14	02:47:12
	6798	Sara Black	GBR	DNF	00:43:18	00:05:26	02:49:35	00:06:47	00:06:41
	6809	Frances Recchia	GBR	DNF	00:33:19	00:03:15	02:59:45		
	6804	Lisa Gower	GBR	DNF	00:39:33	00:03:44	03:10:10		

AG50-54M

RANK	BIB	NAME	TEAM	RESULT	Swim	T1	Bike	T2	Run
					Time	Temp. °C	Humidity	Water	
					09:30	17.8°C	58%	19°C	
1	6206	Robert Harrison	GBR	04:12:49	00:29:30	00:02:03	02:14:33	00:01:50	01:24:53
2	6210	Michael Morris	GBR	04:18:45	00:32:48	00:02:21	02:15:18	00:02:01	01:26:17
3	6191	Luis Mira Nunes	POR	04:20:18	00:32:09	00:02:00	02:16:47	00:02:14	01:27:08
4	6190	Paulo Martins	POR	04:21:36	00:33:47	00:03:04	02:10:58	00:02:21	01:31:26
5	6215	Tim Wing	GBR	04:25:18	00:36:12	00:02:40	02:13:34	00:01:54	01:30:57
6	6181	David Caldeirao	POR	04:28:21	00:29:13	00:02:10	02:18:31	00:01:52	01:36:35
7	6199	Juan Gonzalez Fernandez	ESP	04:29:21	00:31:07	00:02:28	02:22:20	00:01:44	01:31:43
8	6200	Pio Iglesias carrera	ESP	04:30:37	00:30:00	00:03:52	02:26:51	00:02:04	01:27:50
9	6202	Paul Faithfull	GBR	04:31:35	00:32:41	00:02:44	02:18:48	00:02:49	01:34:33
10	6214	Steve Wallis	GBR	04:34:57	00:35:43	00:02:52	02:20:46	00:02:09	01:33:28

Head Referees: Middle Distance: Paula Maia (POR), AquaBike: Kati Raudsepp (EST) | Competition Jury: Eero Raudsepp (EST), Renato Brandi (ITA), Sérgio Monteiro (POR) | Technical Delegates: Carmen Gómez (ESP), Eero Raudsepp (EST)

Distance Route: Swim 1900m 1 Lap | Bike 90Km (4 Laps) | Run 21Km (2 Laps) Elite: Air temperature: 17°C | Water temperature 19°C - Wetsuit allowed

#52 (DSQ) cut swim course | #6158, #6021 not stopped next penalty box | #6145 illegal shoes | #6033 not completing the run course | #6217 outside assistance | #6733 being accompanied by any non-competing person in the finish chute | #51 Ivan Territo (ITA) served 30sec during run | #6023, #6058, #6137, #6093, #6094, #6175, #6272, #6074, #6013, #6049, #6019, #6164, #6265, #6254, #6781, #6119, #6753, #6097, #6826, #6738, #6142, #6208, #6228, #6178, #6234 served 5min penalty bike course | #6006 served 30sec penalty bike course

generate 22-Jun-2024 19:15

Timing / data processing | Lap2Go Timing Solutions

Europe Triathlon Multisport Championships, Coimbra, PT

OFFICIAL RESULT

11	6204	Eugene Grant		GBR	04:35:18	00:33:02	00:02:27	02:19:56	00:01:51	01:38:01
12	6187	Carlos Gomes Ferreira		POR	04:40:38	00:35:26	00:02:48	02:26:01	00:01:41	01:34:42
13	6193	Bruno Pereira		POR	04:41:03	00:32:54	00:02:12	02:29:19	00:02:00	01:34:37
14	6205	Matthew Hanson		GBR	04:43:55	00:36:53	00:02:51	02:24:26	00:02:28	01:37:17
15	6198	Juergen Gamweger		AUT	04:47:03	00:32:30	00:02:12	02:23:46	00:02:22	01:46:13
16	6208	Andrew Kirkman		GBR	04:49:02	00:38:35	00:02:06	02:32:04	00:01:33	01:34:45
17	6207	Neil Hollingsworth		GBR	04:50:48	00:32:41	00:03:24	02:23:21	00:03:07	01:48:15
18	6212	Brian Stokes		GBR	04:54:05	00:35:36	00:02:04	02:23:57	00:01:50	01:50:39
19	6209	Andy Lynex		GBR	05:00:21	00:39:06	00:02:57	02:37:43	00:01:50	01:38:45
20	6221	Jacek Owczarek		POL	05:06:51	00:38:33	00:02:38	02:29:59	00:02:13	01:53:28
21	6218	Noel Healy		IRL	05:12:46	00:41:28	00:03:02	02:42:17	00:01:57	01:44:01
22	6220	Evangelista Basile		ITA	05:16:12	00:33:40	00:02:25	03:00:11	00:01:59	01:37:58
23	6184	Tiago Duarte		POR	05:16:23	00:44:46	00:03:50	02:34:45	00:02:54	01:50:07
24	6194	Nuno Rapaz		POR	05:19:51	00:50:51	00:05:51	02:34:04	00:03:29	01:45:37
25	6189	Pedro Leiria		POR	05:20:01	00:40:09	00:04:44	02:42:21	00:03:05	01:49:43
26	6219	Canice Nicholas		IRL	05:23:42	00:38:42	00:02:28	02:33:24	00:02:43	02:06:25
27	6182	Marco Carapinha		POR	05:26:14	00:50:28	00:04:05	02:38:57	00:03:19	01:49:26
28	6201	Antonio San Segundo Hernand		ESP	05:28:28	00:42:45	00:05:33	02:46:24	00:03:00	01:50:45
29	6213	John Taylor		GBR	05:33:22	00:44:42	00:03:23	02:47:22	00:02:58	01:54:57
30	6195	Victor Manuel Sá		POR	05:34:18	00:40:47	00:04:26	02:44:37	00:03:42	02:00:45
31	6188	David Gonçalves Almeida		POR	05:34:43	00:39:40	00:07:58	02:51:17	00:02:56	01:52:52
32	6186	Paulo Freitas		POR	05:47:28	00:54:55	00:05:36	02:47:04	00:03:26	01:56:27
33	6197	Luis Santos		POR	05:53:30	00:43:02	00:03:13	02:46:00	00:02:27	02:18:48
34	6192	Paulo Moutinho		POR	06:11:47	00:33:17	00:05:34	03:06:03	00:05:52	02:21:01
35	6196	Paulo Salgado		POR	06:24:14	00:43:26	00:03:58	03:10:58	00:04:17	02:21:36
36	6183	Pedro Coelho Nunes		POR	06:30:19	00:53:06	00:05:36	03:00:55	00:05:29	02:25:13
37	6185	Pedro Fraga		POR	09:23:33	00:54:32	00:06:33	04:15:24	00:05:24	04:01:40
	6217	David Flaherty		IRL	DSQ	00:36:24	00:03:16	02:33:02		

AG55-59F

RANK	BIB	NAME	TEAM	RESULT	Swim	T1	Bike	T2	Run	
							Time	Temp. °C	Humidity	Water
							09:30	17.8°C	58%	19°C
1	6815	Clarisse Ducos		05:03:35	00:37:21	00:02:18	02:36:12	00:02:33	01:45:10	
2	6821	Jenny Jeeves		05:07:48	00:39:30	00:03:22	02:39:33	00:02:31	01:42:52	
3	6817	Lynda Cook		05:18:43	00:35:14	00:03:59	02:39:16	00:02:14	01:57:59	

Head Referees: Middle Distance: Paula Maia (POR), AquaBike: Kati Raudsepp (EST) | Competition Jury: Eero Raudsepp (EST), Renato Brandi (ITA), Sérgio Monteiro (POR) | Technical Delegates: Carmen Gómez (ESP), Eero Raudsepp (EST)

Distance Route: Swim 1900m 1 Lap | Bike 90Km (4 Laps) | Run 21Km (2 Laps) Elite: Air temperature: 17°C | Water temperature 19°C - Wetsuit allowed

#52 (DSQ) cut swim course | #6158, #6021 not stopped next penalty box | #6145 illegal shoes | #6033 not completing the run course | #6217 outside assistance | #6733 being accompanied by any non-competing person in the finish chute | #51 Ivan Territo (ITA) served 30sec during run | #6023, #6058, #6137, #6093, #6094, #6175, #6272, #6074, #6013, #6049, #6019, #6164, #6265, #6254, #6781, #6119, #6753, #6097, #6826, #6738, #6142, #6208, #6228, #6178, #6234 served 5min penalty bike course | #6006 served 30sec penalty bike course

generate 22-Jun-2024 19:15

Timing / data processing | Lap2Go Timing Solutions

Europe Triathlon Multisport Championships, Coimbra, PT

OFFICIAL RESULT

4	6826	Joanna Drop		POL	05:31:24	00:34:55	00:03:19	02:45:28	00:02:39	02:05:04
5	6825	Claire Pluckrose		GBR	05:33:42	00:48:03	00:03:16	02:52:02	00:02:08	01:48:13
6	6822	Frances Malin		GBR	05:33:50	00:39:16	00:03:32	02:51:27	00:02:18	01:57:16
7	6818	Ej Findlay		GBR	05:39:55	00:32:19	00:03:11	02:52:34	00:02:57	02:08:54
8	6823	Martina Moore		GBR	06:11:13	00:43:28	00:03:37	03:02:11	00:02:10	02:19:47
9	6820	Gweneth Hacon		GBR	06:12:43	00:42:17	00:04:34	02:54:29	00:03:21	02:28:02
10	6824	Carol Murray		GBR	06:24:15	00:38:36	00:04:14	03:06:17	00:02:59	02:32:08
11	6816	Christine Broughan		GBR	06:36:11	00:40:30	00:03:48	03:21:05	00:02:32	02:28:17
12	6814	Isabel Araujo		POR	07:36:49	01:07:15	00:06:22	03:56:46	00:03:42	02:22:44
	6819	Emma Fisher		GBR	DNF	00:31:14	00:03:02	02:00:29		

Time 09:30 Temp. °C 17.8°C Humidity 58% Water 19°C

AG55-59M

RANK	BIB	NAME	TEAM	RESULT	Swim	T1	Bike	T2	Run
1	6251	Frank Horlacher		04:23:30	00:30:48	00:01:52	02:19:32	00:01:49	01:29:30
2	6233	Pascal Cassez		04:27:26	00:32:34	00:02:14	02:18:28	00:01:43	01:32:26
3	6250	Wayne Thursting		04:30:57	00:32:07	00:02:19	02:15:59	00:02:24	01:38:08
4	6227	José Galvão		04:32:27	00:31:54	00:02:57	02:19:39	00:02:43	01:35:15
5	6235	Pascal Rojas		04:33:54	00:29:31	00:02:50	02:20:21	00:02:31	01:38:41
6	6252	Hans Peter Wolff		04:42:29	00:31:38	00:03:05	02:19:38	00:02:09	01:45:59
7	6229	Jorge Miguel Vieira		04:42:58	00:36:03	00:03:15	02:28:05	00:01:49	01:33:47
8	6224	Fernando Manuel Carmo		04:43:17	00:37:10	00:02:45	02:20:44	00:02:59	01:39:38
9	6254	Domenico Crudele		04:44:57	00:32:18	00:02:58	02:31:39	00:01:55	01:36:08
10	6243	Will Manners		04:45:41	00:38:06	00:02:52	02:27:36	00:01:50	01:35:17
11	6236	Paul Chowdhry		04:53:20	00:33:22	00:02:44	02:27:52	00:02:40	01:46:42
12	6231	Jorge García Juanino		04:53:55	00:34:37	00:02:50	02:29:35	00:02:47	01:44:06
13	6232	Luis Gavilan Ordoñez		04:56:18	00:29:49	00:02:37	02:33:24	00:03:10	01:47:18
14	6234	Gilles Poiriez		04:58:18	00:36:25	00:03:41	02:33:27	00:01:32	01:43:13
15	6226	Joaquim Esteves		04:59:16	00:34:42	00:02:28	02:26:16	00:02:19	01:53:31
16	6246	Stephen Page		04:59:20	00:38:54	00:02:42	02:35:50	00:03:14	01:38:39
17	6253	Mauro Asaro		05:01:10	00:30:15	00:03:06	02:31:54	00:02:58	01:52:57
18	6222	Samuel Aguiar		05:03:47	00:38:27	00:02:50	02:24:02	00:03:02	01:55:26
19	6242	Neil Lewis		05:05:55	00:34:24	00:02:55	02:34:42	00:02:07	01:51:47
20	6241	Neil Hacon		05:08:00	00:37:23	00:03:41	02:44:06	00:03:19	01:39:31
21	6237	Mark Collins		05:10:57	00:33:50	00:04:26	02:37:29	00:03:39	01:51:33

Head Referees: Middle Distance: Paula Maia (POR), AquaBike: Kati Raudsepp (EST) | Competition Jury: Eero Raudsepp (EST), Renato Brandi (ITA), Sérgio Monteiro (POR) | Technical Delegates: Carmen Gómez (ESP), Eero Raudsepp (EST)

Distance Route: Swim 1900m 1 Lap | Bike 90Km (4 Laps) | Run 21Km (2 Laps) Elite: Air temperature: 17°C | Water temperature 19°C - Wetsuit allowed

#52 (DSQ) cut swim course | #6158, #6021 not stopped next penalty box | #6145 illegal shoes | #6033 not completing the run course | #6217 outside assistance | #6733 being accompanied by any non-competing person in the finish chute | #51 Ivan Territo (ITA) served 30sec during run | #6023, #6058, #6137, #6093, #6094, #6175, #6272, #6074, #6013, #6049, #6019, #6164, #6265, #6254, #6781, #6119, #6753, #6097, #6826, #6738, #6142, #6208, #6228, #6178, #6234 served 5min penalty bike course | #6006 served 30sec penalty bike course

generate 22-Jun-2024 19:15

Timing / data processing | Lap2Go Timing Solutions

Europe Triathlon Multisport Championships, Coimbra, PT

OFFICIAL RESULT

22	6225	Miguel Duarte		POR	05:11:22	00:33:33	00:03:31	02:48:51	00:03:15	01:42:12
23	6228	Neville Suzman		POR	05:15:50	00:38:19	00:04:32	02:33:29	00:03:35	01:55:55
24	6240	Stuart Green		GBR	05:17:22	00:39:00	00:03:54	02:36:05	00:02:16	01:56:06
25	6223	Gabriel Alves		POR	05:23:31	00:43:28	00:04:01	02:48:49	00:02:52	01:44:20
26	6244	Dominic Mason		GBR	05:29:55	00:41:05	00:04:06	02:52:45	00:03:16	01:48:44
27	6248	Martin Reader		GBR	05:30:04	00:40:05	00:03:33	02:39:34	00:02:04	02:04:48
28	6230	Rafael Amazares Guisado		ESP	05:35:00	00:41:05	00:03:05	02:49:55	00:02:14	01:58:40
29	6247	Andy Peel		GBR	05:37:07	00:36:11	00:03:14	02:48:36	00:02:05	02:07:01
30	6245	Mark Moriarty		GBR	05:53:12	00:51:14	00:02:45	02:51:13	00:03:35	02:04:26
31	6239	Stephen Fisher		GBR	06:17:32	00:39:53	00:03:54	02:57:11	00:03:18	02:33:16
	6249	Peter Simpson		GBR	DNF	01:08:52				
	6238	Andy Cowen		GBR	DNF					

AG60-64F

RANK	BIB	NAME	TEAM	RESULT	Swim	T1	Bike	T2	Run
1	6832	Pam Stokell		05:51:18	00:36:29	00:04:01	02:51:53	00:03:56	02:14:58
2	6831	Valerie Place		05:56:32	00:38:29	00:03:39	02:59:19	00:03:53	02:11:13
3	6827	Dana Hyláková		05:58:36	00:41:19	00:02:14	03:05:07	00:02:40	02:07:15
4	6829	Claire Graham		06:19:50	00:43:21	00:03:31	02:51:45	00:03:01	02:38:12
5	6830	Carol Mathews		06:22:25	00:48:21	00:04:21	03:08:37	00:03:50	02:17:15
6	6833	Madalena Caninas		06:33:57	00:41:04	00:03:40	03:26:36	00:03:11	02:19:27
7	6828	Ginetta George		06:49:49	00:55:59	00:05:41	03:16:04	00:04:15	02:27:51

AG60-64M

RANK	BIB	NAME	TEAM	RESULT	Swim	T1	Bike	T2	Run
1	6286	Frank Stiller		04:41:20	00:30:52	00:02:26	02:21:02	00:02:52	01:44:07
2	6260	Carlos Silva		04:53:01	00:42:38	00:03:00	02:29:25	00:02:55	01:35:02
3	6270	Stephen Green		05:02:50	00:36:47	00:03:03	02:28:06	00:01:58	01:52:56
4	6258	José Augusto Monteiro		05:03:18	00:46:23	00:03:11	02:28:03	00:02:29	01:43:12
5	6287	Jürgen Zippert		05:04:56	00:34:47	00:03:16	02:38:48	00:02:35	01:45:31
6	6284	Mark Wilsher		05:05:04	00:34:12	00:02:46	02:37:40	00:02:04	01:48:23
7	6278	Vic Spain		05:08:45	00:44:24	00:03:56	02:29:51	00:02:44	01:47:50
8	6268	Paul Cubbon		05:09:45	00:40:17	00:02:59	02:36:02	00:02:32	01:47:55
9	6265	Didier Marysael		05:11:19	00:33:22	00:02:33	02:34:36	00:02:47	01:58:01

Head Referees: Middle Distance: Paula Maia (POR), AquaBike: Kati Raudsepp (EST) | Competition Jury: Eero Raudsepp (EST), Renato Brandi (ITA), Sérgio Monteiro (POR) | Technical Delegates: Carmen Gómez (ESP), Eero Raudsepp (EST)

Distance Route: Swim 1900m 1 Lap | Bike 90Km (4 Laps) | Run 21Km (2 Laps) Elite: Air temperature: 17°C | Water temperature 19°C - Wetsuit allowed

#52 (DSQ) cut swim course | #6158, #6021 not stopped next penalty box | #6145 illegal shoes | #6033 not completing the run course | #6217 outside assistance | #6733 being accompanied by any non-competing person in the finish chute | #51 Ivan Territo (ITA) served 30sec during run | #6023, #6058, #6137, #6093, #6094, #6175, #6272, #6074, #6013, #6049, #6019, #6164, #6265, #6254, #6781, #6119, #6753, #6097, #6826, #6738, #6142, #6208, #6228, #6178, #6234 served 5min penalty bike course | #6006 served 30sec penalty bike course

Europe Triathlon Multisport Championships, Coimbra, PT

OFFICIAL RESULT

RANK	BIB	NAME	TEAM	RESULT	Swim	T1	Bike	T2	Run
10	6309	Jorge Nunes Jorge Nunes	POR	05:15:15	00:38:07	00:03:40	02:51:10	00:02:17	01:40:01
11	6269	Dougal Gow	GBR	05:15:40	00:35:24	00:02:55	02:32:06	00:02:21	02:02:53
12	6263	José Rilo López	ESP	05:15:55	00:41:07	00:03:35	02:49:15	00:02:15	01:39:42
13	6283	Trev White	GBR	05:17:04	00:39:40	00:03:55	02:33:48	00:02:47	01:56:54
14	6261	Jose Manuel Fernandez Ruiz	ESP	05:18:46	00:33:45	00:04:00	02:32:53	00:03:35	02:04:34
15	6259	Luis Roseiro	POR	05:19:38	00:33:55	00:04:02	02:41:37	00:03:49	01:56:15
16	6272	Mark King	GBR	05:19:40	00:39:27	00:03:43	02:47:07	00:03:53	01:45:31
17	6273	Carl Latimer	GBR	05:23:08	00:37:50	00:02:40	02:46:28	00:02:45	01:53:24
18	6280	Ian Thomas	GBR	05:26:46	00:40:33	00:03:50	02:49:08	00:02:53	01:50:23
19	6277	David Nicholson	GBR	05:28:02	00:44:44	00:06:14	02:35:28	00:03:51	01:57:44
20	6275	Neil McDonald	GBR	05:36:13	00:43:56	00:03:17	02:52:07	00:03:28	01:53:25
21	6264	Thierry Drouet	FRA	05:43:28	00:42:55	00:04:30	02:43:47	00:02:36	02:09:39
22	6256	José Calheiros	POR	05:43:44	00:34:47	00:02:59	03:14:50	00:01:45	01:49:23
23	6257	Eduardo Carpinteiro	POR	05:55:37	00:40:50	00:05:31	02:56:27	00:05:10	02:07:38
24	6276	John Morgan	GBR	06:10:10	00:34:53	00:02:27	02:37:52	00:03:01	02:51:57
25	6262	Julio Garcia Sanchez	ESP	06:23:10	00:38:39	00:04:01	02:57:40	00:03:37	02:39:14
	6271	Neil Hunter	GBR	DNF	00:34:15	00:02:53	01:22:13		
	6274	Richard Lonsdale	GBR	DNF	00:36:13	00:05:12	01:24:45		
	6285	Eckhard Melz	GER	DNF	00:42:57	00:04:48	02:45:33	00:03:33	04:23:47

AG65-69F

RANK	BIB	NAME	TEAM	RESULT	Swim	T1	Bike	T2	Run
1	6836	Deborah Munton	GBR	06:21:56	00:38:58	00:03:30	03:09:56	00:03:15	02:26:17
2	6837	Jane Neal	GBR	06:38:40	00:45:30	00:04:41	03:13:03	00:03:06	02:32:21
3	6839	Angela White	GBR	06:41:49	00:48:54	00:04:56	03:16:29	00:03:20	02:28:10
4	6838	Deborah Stewart	GBR	07:20:21	00:53:21	00:04:18	03:38:33	00:03:42	02:40:28
5	6835	Gillian Gray	GBR	08:53:09	01:02:49	00:09:06	03:54:39	00:05:51	03:40:44

AG65-69M

RANK	BIB	NAME	TEAM	RESULT	Swim	T1	Bike	T2	Run
1	6294	Mike Helland	GBR	05:11:33	00:34:59	00:02:33	02:46:14	00:02:47	01:45:00
2	6289	Fernando Feijão	POR	05:12:25	00:39:09	00:02:55	02:38:12	00:02:07	01:50:01
3	6297	Glen Reeve	GBR	05:33:13	00:46:33	00:04:06	02:46:48	00:02:52	01:52:53
4	6296	David Neal	GBR	05:33:15	00:40:47	00:03:50	02:44:03	00:03:15	02:01:19

Head Referees: Middle Distance: Paula Maia (POR), AquaBike: Kati Raudsepp (EST) | Competition Jury: Eero Raudsepp (EST), Renato Brandi (ITA), Sérgio Monteiro (POR) | Technical Delegates: Carmen Gómez (ESP), Eero Raudsepp (EST)

Distance Route: Swim 1900m 1 Lap | Bike 90Km (4 Laps) | Run 21Km (2 Laps) Elite: Air temperature: 17°C | Water temperature 19°C - Wetsuit allowed

#52 (DSQ) cut swim course | #6158, #6021 not stopped next penalty box | #6145 illegal shoes | #6033 not completing the run course | #6217 outside assistance | #6733 being accompanied by any non-competing person in the finish chute | #51 Ivan Territo (ITA) served 30sec during run | #6023, #6058, #6137, #6093, #6094, #6175, #6272, #6074, #6013, #6049, #6019, #6164, #6265, #6254, #6781, #6119, #6753, #6097, #6826, #6738, #6142, #6208, #6228, #6178, #6234 served 5min penalty bike course | #6006 served 30sec penalty bike course

Europe Triathlon Multisport Championships, Coimbra, PT

OFFICIAL RESULT

5	6298	Paul Williams		GBR	05:47:47	00:38:18	00:05:00	02:49:33	00:05:24	02:09:31
6	6295	Gary Hickman		GBR	06:00:30	00:39:57	00:03:53	02:55:25	00:02:33	02:18:42
7	6292	Petr Mejzlik		CZE	06:08:07	00:40:00	00:03:21	02:46:01	00:03:23	02:35:23
8	6293	Michael Bond		GBR	06:26:03	00:39:51	00:03:32	02:57:59	00:03:32	02:41:08
9	6290	Fernando Martins		POR	06:47:39	00:59:49	00:04:35	03:00:33	00:03:03	02:39:38
10	6288	José Espírito Santo		POR	07:06:47	00:54:42	00:05:05	03:09:18	00:05:00	02:52:43
11	6291	Rui Pedras		POR	08:05:09	01:03:15	00:06:35	03:42:09	00:06:36	03:06:34

AG70-74F

Time 09:30 Temp. °C 17.8°C Humidity 58% Water 19°C

RANK	BIB	NAME	TEAM	RESULT	Swim	T1	Bike	T2	Run	
1	6840	Victoria Carpenter		GBR	07:47:52	00:58:25	00:07:02	03:35:57	00:06:56	02:59:33
	6841	Anne Heseltine		GBR	DNF	00:56:07	00:08:37	04:55:11	00:07:23	01:52:28

AG70-74M

Time 09:30 Temp. °C 17.8°C Humidity 58% Water 19°C

RANK	BIB	NAME	TEAM	RESULT	Swim	T1	Bike	T2	Run	
1	6305	Stefano Piolanti		ITA	05:15:49	00:43:16	00:02:27	02:32:50	00:02:17	01:54:59
2	6299	Serge Faure		FRA	05:33:17	00:38:25	00:03:09	02:43:59	00:02:39	02:05:04
3	6301	John Harley		GBR	05:45:34	00:45:34	00:04:49	02:46:39	00:04:04	02:04:28
4	6300	Steve Bulman		GBR	05:52:21	00:42:14	00:04:37	02:49:28	00:04:21	02:11:41
5	6304	Hans Heinz Schumacher		GER	06:01:24	00:41:47	00:04:20	02:54:31	00:03:05	02:17:41
6	6303	Wayne Richards		GBR	06:09:22	00:35:33	00:04:03	02:57:45	00:04:12	02:27:49
	6302	Graham Harrison		GBR	DNF	00:52:49	00:06:07	00:44:46		

PTVI M

Time 07:40 Temp. °C 12.3°C Humidity 75% Water 19°C

RANK	BIB	NAME	TEAM	RESULT	Swim	T1	Bike	T2	Run	
1	53	Fernando Anitua García B3		ESP	05:49:55	00:44:06	00:07:09	02:46:54	00:04:41	02:07:06
	52	Sander Koomen B3		NED	DSQ	00:32:21	00:03:23	02:12:14	00:04:10	01:53:42

PTWC M

Time 07:40 Temp. °C 12.3°C Humidity 75% Water 19°C

RANK	BIB	NAME	TEAM	RESULT	Swim	T1	Bike	T2	Run	
1	51	Ivan Territo H2		ITA	06:07:29	00:47:21	00:07:51	03:12:42	00:02:33	01:57:03

Head Referees: Middle Distance: Paula Maia (POR), AquaBike: Kati Raudsepp (EST) | Competition Jury: Eero Raudsepp (EST), Renato Brandi (ITA), Sérgio Monteiro (POR) | Technical Delegates: Carmen Gómez (ESP), Eero Raudsepp (EST)


Distance Route: Swim 1900m 1 Lap | Bike 90Km (4 Laps) | Run 21Km (2 Laps) Elite: Air temperature: 17°C | Water temperature 19°C - Wetsuit allowed

#52 (DSQ) cut swim course | #6158, #6021 not stopped next penalty box | #6145 illegal shoes | #6033 not completing the run course | #6217 outside assistance | #6733 being accompanied by any non-competing person in the finish chute | #51 Ivan Territo (ITA) served 30sec during run | #6023, #6058, #6137, #6093, #6094, #6175, #6272, #6074, #6013, #6049, #6019, #6164, #6265, #6254, #6781, #6119, #6753, #6097, #6826, #6738, #6142, #6208, #6228, #6178, #6234 served 5min penalty bike course | #6006 served 30sec penalty bike course


Middle Distance AquaBike

Wetsuit Allowed




AG18-19M

RANK	BIB	NAME	TEAM	RESULT	Swim	T1	Bike	Time	Temp. °C	Humidity	Water
1	7001	Nicolás Gutiérrez Muñoz	 ESP	02:53:02	00:26:41	00:02:35	02:23:47	12:30	25.8°C	45%	19°C






AG20-24F

RANK	BIB	NAME	TEAM	RESULT	Swim	T1	Bike	Time	Temp. °C	Humidity	Water
1	7500	Esther Frawley	 GBR	03:29:29	00:38:01	00:02:12	02:49:16	12:30	25.8°C	45%	19°C





AG25-29F

RANK	BIB	NAME	TEAM	RESULT	Swim	T1	Bike	Time	Temp. °C	Humidity	Water
1	7501	Emily Burton	 GBR	03:14:46	00:29:29	00:01:58	02:43:19	12:30	25.8°C	45%	19°C
2	7503	Aisling Bohan	 IRL	03:24:30	00:36:38	00:03:09	02:44:42				
3	7502	Belinda Humphries	 GBR	03:47:58	00:38:33	00:02:48	03:06:37				

AG25-29M

RANK	BIB	NAME	TEAM	RESULT	Swim	T1	Bike	Time	Temp. °C	Humidity	Water
1	7003	Jano Vanparrys	 BEL	02:47:19	00:27:21	00:01:47	02:18:10	12:30	25.8°C	45%	19°C
2	7004	Mack Grenfell	 GBR	02:50:03	00:31:56	00:02:13	02:15:53				
3	7006	Matthew Trewhella	 GBR	03:08:55	00:28:25	00:02:14	02:38:16				
4	7002	Bernardo Dionisio	 POR	03:13:22	00:27:13	00:02:33	02:43:36				
5	7005	Dillon Howells	 GBR	03:40:41	00:35:59	00:03:01	03:01:41				

AG30-34F

RANK	BIB	NAME	TEAM	RESULT	Swim	T1	Bike	Time	Temp. °C	Humidity	Water
1	7581	Victoria Rothwell	 GBR	03:01:51	00:33:22	00:02:10	02:26:19	12:30	25.8°C	45%	19°C
2	7506	Grace Gilbert	 GBR	03:09:03	00:32:47	00:02:21	02:33:56				
3	7504	Kludia Balvanová	 SVK	03:16:15	00:33:46	00:02:29	02:40:00				
4	7507	Naomi Reynolds	 GBR	03:17:53	00:29:17	00:02:34	02:46:02				

Head Referees: Middle Distance: Paula Maia (POR), AquaBike: Kati Raudsepp (EST) | Competition Jury: Eero Raudsepp (EST), Renato Brandi (ITA), Sérgio Monteiro (POR) | Technical Delegates: Carmen Gómez (ESP), Eero Raudsepp (EST)

Distance Route: Swim 1900m 1 Lap | Bike 90Km (4 Laps) | Air temperature: 22,5°C | Water temperature 19.2°C - Wetsuit allowed

#7511 #7115 (DSQ) not completing the bike course | #7124 (DSQ) outside assistance | #7092 (DSQ) unsportsmanlike conduct | #7083, #7018, #7054 and #7061 served 5min time penalty bike course

generate 22-Jun-2024 18:14

Timing / data processing | Lap2Go Timing Solutions

Europe Triathlon Multisport Championships, Coimbra, PT

OFFICIAL RESULT

AG30-34M

					Time	Temp. °C	Humidity	Water
					12:30	25.8°C	45%	19°C
RANK	BIB	NAME	TEAM	RESULT	Swim	T1	Bike	
1	7008	Joshua Lahiri	GBR	02:49:46	00:30:41	00:01:49	02:17:15	
2	7007	João Rebelo	POR	02:58:43	00:28:08	00:02:11	02:28:24	
3	7010	Daniel Baranowski	POL	03:19:04	00:33:22	00:02:02	02:43:41	

AG35-39F

					Time	Temp. °C	Humidity	Water
					12:30	25.8°C	45%	19°C
RANK	BIB	NAME	TEAM	RESULT	Swim	T1	Bike	
1	7508	Carolina Silva	POR	03:26:24	00:27:41	00:02:09	02:56:34	
2	7510	Ruth McDowall	GBR	03:31:10	00:34:25	00:03:19	02:53:26	
3	7509	Raquel Victor	POR	03:48:57	00:39:20	00:04:23	03:05:15	
	7511	Sarah Roberts	GBR	DSQ	00:27:09	00:03:01	02:49:17	

AG35-39M

					Time	Temp. °C	Humidity	Water
					12:30	25.8°C	45%	19°C
RANK	BIB	NAME	TEAM	RESULT	Swim	T1	Bike	
1	7016	Ross Hamilton	IRL	02:48:15	00:28:38	00:01:52	02:17:45	
2	7017	Jakub Baradziej	POL	02:50:21	00:29:02	00:02:12	02:19:06	
3	7015	Robert George Wakefield	GBR	02:54:19	00:29:47	00:01:55	02:22:37	
4	7014	Jack Thompson	GBR	03:05:25	00:29:39	00:02:10	02:33:37	
5	7013	Jozef Uhrin	SVK	03:22:53	00:36:45	00:03:12	02:42:57	
6	7011	Pedro Magalhães	POR	03:45:39	00:35:30	00:04:39	03:05:30	
7	7012	Cândido Ramos	POR	04:00:41	00:36:51	00:05:38	03:18:12	

AG40-44F

					Time	Temp. °C	Humidity	Water
					12:30	25.8°C	45%	19°C
RANK	BIB	NAME	TEAM	RESULT	Swim	T1	Bike	
1	7522	Katrín Pálsdóttir	ISL	03:08:07	00:33:00	00:02:34	02:32:33	
2	7514	Deborah Beare	GBR	03:08:25	00:39:00	00:02:42	02:26:44	
3	7516	Hayley Davis	GBR	03:10:33	00:27:57	00:02:27	02:40:10	
4	7520	Claire Martin	GBR	03:11:47	00:31:55	00:02:16	02:37:36	
5	7523	Monika Ozarowska	POL	03:24:22	00:31:28	00:02:25	02:50:30	
6	7518	Aimee Jones	GBR	03:32:14	00:36:04	00:03:22	02:52:48	
7	7519	Cliodhna Kennedy	GBR	03:32:29	00:40:01	00:03:47	02:48:42	
8	7517	Suzy Esser	GBR	03:41:46	00:38:24	00:03:37	02:59:46	

Head Referees: Middle Distance: Paula Maia (POR), AquaBike: Kati Raudsepp (EST) | Competition Jury: Eero Raudsepp (EST), Renato Brandi (ITA), Sérgio Monteiro (POR) | Technical Delegates: Carmen Gómez (ESP), Eero Raudsepp (EST)

Distance Route: Swim 1900m 1 Lap | Bike 90Km (4 Laps) | Air temperature: 22,5°C | Water temperature 19.2°C - Wetsuit allowed



#7511 #7115 (DSQ) not completing the bike course | #7124 (DSQ) outside assistance | #7092 (DSQ) unsportsmanlike conduct | #7083, #7018, #7054 and #7061 served 5min time penalty bike course

generate 22-Jun-2024 18:14

Timing / data processing | Lap2Go Timing Solutions

Europe Triathlon Multisport Championships, Coimbra, PT










OFFICIAL RESULT

9	7513	Serena Ace-Hopkins		GBR	03:42:24	00:33:42	00:03:29	03:05:13				
10	7521	Jennifer Tomblin		GBR	03:46:32	00:47:13	00:02:53	02:56:26				
									Time	Temp. °C	Humidity	Water
									12:30	25.8°C	45%	19°C

AG40-44M

RANK	BIB	NAME	TEAM	RESULT	Swim	T1	Bike
1	7021	Olivier Hiesse		02:54:08	00:29:47	00:01:59	02:22:22
2	7028	Nathan Morgan		02:54:23	00:32:47	00:02:12	02:19:24
3	7029	Adam Phillips		02:54:41	00:32:51	00:02:13	02:19:36
4	7026	Peter Madarasz		03:02:35	00:32:12	00:03:43	02:26:40
5	7027	Richard McCready		03:04:40	00:33:42	00:02:20	02:28:37
6	7023	Pieter Brummer		03:04:53	00:31:29	00:02:37	02:30:48
7	7024	Gary Burman		03:07:52	00:32:14	00:02:14	02:33:24
8	7031	Daniel Gasiorowski		03:08:58	00:34:13	00:02:24	02:32:22
9	7019	José Cruz		03:09:07	00:35:56	00:03:48	02:29:24
10	7022	Andy Bray		03:13:13	00:28:20	00:02:21	02:42:32
11	7025	Jonathan Holden		03:16:48	00:33:06	00:02:53	02:40:49
12	7018	Gonçalo Carvalho		03:24:38	00:31:53	00:03:30	02:49:14
13	7020	Javier López García		03:58:26	00:37:48	00:03:33	03:17:06
	7030	Simon Woodcock		DNF	00:27:47	00:02:27	01:12:47

AG45-49F

RANK	BIB	NAME	TEAM	RESULT	Swim	T1	Bike
1	7532	Charlotte Smith		03:15:32	00:36:36	00:02:34	02:36:22
2	7529	Jill McKinnon		03:17:01	00:37:09	00:03:27	02:36:24
3	7524	Alexandra Bellerby		03:28:06	00:36:42	00:02:24	02:48:59
4	7530	Kelly Moorman		03:31:50	00:35:21	00:02:47	02:53:42
5	7527	Victoria Harrison		03:37:18	00:35:15	00:02:54	02:59:08
6	7531	Elizabeth OConnor		03:43:29	00:40:52	00:03:50	02:58:46
7	7526	Nicki Broad		03:44:02	00:43:52	00:02:54	02:57:16
8	7525	Natalie Bennett		03:50:34	00:40:30	00:03:45	03:06:20
9	7528	Ella Hogan		04:00:23	00:42:27	00:04:35	03:13:21

Head Referees: Middle Distance: Paula Maia (POR), AquaBike: Kati Raudsepp (EST) | Competition Jury: Eero Raudsepp (EST), Renato Brandi (ITA), Sérgio Monteiro (POR) | Technical Delegates: Carmen Gómez (ESP), Eero Raudsepp (EST)

Distance Route: Swim 1900m 1 Lap | Bike 90Km (4 Laps) | Air temperature: 22,5°C | Water temperature 19.2°C - Wetsuit allowed

#7511 #7115 (DSQ) not completing the bike course | #7124 (DSQ) outside assistance | #7092 (DSQ) unsportsmanlike conduct | #7083, #7018, #7054 and #7061 served 5min time penalty bike course

generate 22-Jun-2024 18:14

Timing / data processing | Lap2Go Timing Solutions

Europe Triathlon Multisport Championships, Coimbra, PT

OFFICIAL RESULT

AG45-49M

							Time	Temp. °C	Humidity	Water
							12:30	25.8°C	45%	19°C
RANK	BIB	NAME	TEAM	RESULT	Swim	T1	Bike			
1	7039	Mathieu Dumont	FRA	02:40:27	00:33:01	00:02:10	02:05:17			
2	7045	Keith Murray	GBR	02:44:08	00:31:52	00:01:50	02:10:26			
3	7034	Lukas Casanova	SUI	02:44:36	00:27:34	00:02:03	02:15:00			
4	7046	Colin Nadin	GBR	02:49:36	00:29:56	00:02:11	02:17:29			
5	7035	Jose Ramon Lariño Lago	ESP	02:50:23	00:29:52	00:02:47	02:17:45			
6	7038	Albert Torres Carles	ESP	02:51:22	00:28:06	00:01:38	02:21:38			
7	7036	Oscar Ordorica Iñigo	ESP	02:57:58	00:30:58	00:02:23	02:24:36			
8	7037	Jose luis Santome collazo	ESP	02:59:43	00:31:59	00:03:37	02:24:07			
9	7040	James Brown	GBR	03:14:28	00:34:42	00:02:56	02:36:50			
10	7047	Mike Park	GBR	03:15:05	00:41:36	00:02:39	02:30:50			
11	7043	Nick Hatcher	GBR	03:25:29	00:33:55	00:04:11	02:47:23			
12	7145	Roberto Carlos Cobas Garcia	ESP	03:27:54	00:40:27	00:03:22	02:44:06			
13	7032	Rui Silva	POR	03:30:21	00:45:15	00:02:57	02:42:09			
14	7044	Ashley Kirkham	GBR	03:38:55	00:39:48	00:02:59	02:56:08			

AG50-54F

							Time	Temp. °C	Humidity	Water
							12:30	25.8°C	45%	19°C
RANK	BIB	NAME	TEAM	RESULT	Swim	T1	Bike			
1	7550	Kai Sachtleber	GER	03:12:21	00:30:55	00:02:08	02:39:18			
2	7546	Alison Roger	GBR	03:15:03	00:38:54	00:03:10	02:32:59			
3	7549	Kerstin Kaulich	GER	03:19:09	00:33:24	00:03:48	02:41:57			
4	7548	Dörte Fehse-Ehlert	GER	03:20:33	00:36:09	00:02:29	02:41:55			
5	7551	Tanja Weber	GER	03:23:46	00:32:30	00:02:08	02:49:08			
6	7540	Alyse Graham	GBR	03:23:57	00:34:29	00:02:40	02:46:48			
7	7535	Carina Blake	GBR	03:36:53	00:34:53	00:02:33	02:59:26			
8	7542	Lisa Hill	GBR	03:37:20	00:38:00	00:02:58	02:56:22			
9	7538	Jo Burkett	GBR	03:37:26	00:34:31	00:03:25	02:59:30			
10	7536	Kathryn Bond	GBR	03:43:06	00:38:03	00:03:04	03:01:58			
11	7543	Kirsty Moon	GBR	03:43:48	00:39:17	00:03:27	03:01:04			
12	7534	Fiona Ableson Bradshaw	GBR	03:44:36	00:36:12	00:02:27	03:05:57			
13	7537	Lynette Brook	GBR	03:50:29	00:39:55	00:03:38	03:06:56			
14	7533	Claudia Ferreira Santos	POR	03:51:28	00:33:47	00:02:43	03:14:58			

Head Referees: Middle Distance: Paula Maia (POR), AquaBike: Kati Raudsepp (EST) | Competition Jury: Eero Raudsepp (EST), Renato Brandi (ITA), Sérgio Monteiro (POR) | Technical Delegates: Carmen Gómez (ESP), Eero Raudsepp (EST)

Distance Route: Swim 1900m 1 Lap | Bike 90Km (4 Laps) | Air temperature: 22,5°C | Water temperature 19.2°C - Wetsuit allowed




#7511 #7115 (DSQ) not completing the bike course | #7124 (DSQ) outside assistance | #7092 (DSQ) unsportsmanlike conduct | #7083, #7018, #7054 and #7061 served 5min time penalty bike course

generate 22-Jun-2024 18:14























Timing / data processing | Lap2Go Timing Solutions

Europe Triathlon Multisport Championships, Coimbra, PT

OFFICIAL RESULT




15	7547	Emma Samson		GBR	03:58:55	00:50:21	00:02:46	03:05:48
16	7544	Sorcha Page		GBR	04:05:58	00:43:33	00:03:25	03:19:00
17	7539	Sara Davies		GBR	04:19:22	00:44:28	00:03:49	03:31:05

AG50-54M

RANK	BIB	NAME	TEAM	RESULT	Swim	T1	Bike	
1	7049	Tommy Nielsen		DEN	02:39:53	00:27:45	00:01:57	02:10:11
2	7051	Jean Marie Le Borgne		FRA	02:46:12	00:29:16	00:01:52	02:15:05
3	7057	Steven Farnell		GBR	02:56:03	00:32:31	00:02:35	02:20:57
4	7048	António Cortesão		POR	02:58:28	00:28:25	00:02:12	02:27:51
5	7068	Chris Williamson		GBR	02:58:46	00:32:17	00:02:41	02:23:48
6	7050	Hugo Ecija Bernal		ESP	02:59:12	00:29:09	00:01:48	02:28:15
7	7059	Gavin Hill		GBR	03:00:38	00:27:31	00:02:29	02:30:38
8	7070	Bartosz Brzozowski		POL	03:02:35	00:34:47	00:02:05	02:25:43
9	7053	Nathan Carter		GBR	03:04:18	00:33:30	00:02:15	02:28:33
10	7056	Nick Esser		GBR	03:05:28	00:34:30	00:04:00	02:26:58
11	7055	Richard Dunn		GBR	03:07:45	00:36:33	00:02:45	02:28:28
12	7063	Jason Taylor		GBR	03:09:37	00:36:40	00:02:20	02:30:37
13	7052	Iain Binsley		GBR	03:09:53	00:36:42	00:02:19	02:30:52
14	7062	Stephen Prince		GBR	03:20:28	00:36:42	00:03:30	02:40:17
15	7061	Rob Moon		GBR	03:22:43	00:36:17	00:02:34	02:43:53
16	7054	Edward mark Davies		GBR	03:26:07	00:35:34	00:02:39	02:47:54
17	7066	Nathan Warren		GBR	03:29:53	00:39:10	00:03:57	02:46:46
18	7060	Nigel Johnson		GBR	03:30:41	00:38:05	00:02:47	02:49:50
19	7058	Nicholas Frost		GBR	03:32:10	00:39:56	00:03:21	02:48:52
20	7065	Cliff Veighey		GBR	03:33:12	00:37:55	00:03:21	02:51:56
21	7067	Jacobus Weyers		GBR	04:01:28	00:36:42	00:03:54	03:20:52
	7069	Christian Pfadt		GER	DNF	00:33:32	00:02:51	01:26:12

Time 12:30 Temp. °C 25.8°C Humidity 45% Water 19°C

AG55-59F

RANK	BIB	NAME	TEAM	RESULT	Swim	T1	Bike	
1	7563	Gabriele Keck		GER	03:13:05	00:31:02	00:02:29	02:39:35
2	7565	Cathy Cunningham		IRL	03:19:16	00:30:44	00:01:49	02:46:43
3	7558	Francine Davis		GBR	03:22:21	00:37:34	00:02:06	02:42:41

Time 12:30 Temp. °C 25.8°C Humidity 45% Water 19°C

Head Referees: Middle Distance: Paula Maia (POR), AquaBike: Kati Raudsepp (EST) | Competition Jury: Eero Raudsepp (EST), Renato Brandi (ITA), Sérgio Monteiro (POR) | Technical Delegates: Carmen Gómez (ESP), Eero Raudsepp (EST)

Distance Route: Swim 1900m 1 Lap | Bike 90Km (4 Laps) | Air temperature: 22,5°C | Water temperature 19.2°C - Wetsuit allowed











#7511 #7115 (DSQ) not completing the bike course | #7124 (DSQ) outside assistance | #7092 (DSQ) unsportsmanlike conduct | #7083, #7018, #7054 and #7061 served 5min time penalty bike course

generate 22-Jun-2024 18:14



Timing / data processing | Lap2Go Timing Solutions

Europe Triathlon Multisport Championships, Coimbra, PT

OFFICIAL RESULT

4	7554	Maria Isabel Morillas Fernande		ESP	03:23:42	00:33:32	00:02:52	02:47:18
5	7557	Kathryn Butt		GBR	03:32:13	00:33:22	00:02:11	02:56:40
6	7552	Maria João Lima		POR	03:35:07	00:39:54	00:02:38	02:52:35
7	7553	Mette Haurholm		DEN	03:38:01	00:39:47	00:03:12	02:55:01
8	7556	Rachel Baker		GBR	03:44:07	00:42:17	00:03:46	02:58:03
9	7559	Jayne Dickens		GBR	03:46:41	00:40:52	00:02:45	03:03:04
10	7561	Stephanie Hulford		GBR	03:53:42	00:36:45	00:03:33	03:13:23
11	7562	Belinda Stephenson		GBR	04:06:16	00:40:40	00:04:03	03:21:33
12	7560	Sarah Haslam		GBR	04:06:48	00:36:42	00:03:39	03:26:26
	7555	Aileen Alberts		GBR	DNF	00:39:53	00:03:28	03:57:40

AG55-59M

RANK	BIB	NAME	TEAM	RESULT	Swim	T1	Bike	Time	Temp. °C	Humidity	Water	
1	7088	Frank Erk		GER	02:44:00	00:31:38	00:02:13	02:10:09	12:30	25.8°C	45%	19°C
2	7087	Michael Bock		GER	02:55:20	00:28:30	00:01:55	02:24:56				
3	7073	Peter Schott		AUT	03:03:23	00:29:16	00:03:28	02:30:38				
4	7086	Neil Yates		GBR	03:04:32	00:30:50	00:03:57	02:29:45				
5	7072	Luis Rosario		POR	03:09:59	00:32:37	00:01:54	02:35:27				
6	7089	Olaf Geserick		GER	03:10:01	00:27:40	00:02:03	02:40:17				
7	7085	Adrian Wilkins		GBR	03:10:02	00:30:39	00:02:07	02:37:16				
8	7082	Dave Murray		GBR	03:13:07	00:33:25	00:02:25	02:37:17				
9	7076	Alejandro Pelayo Jimenez		ESP	03:13:46	00:39:14	00:02:42	02:31:51				
10	7079	Lee Blake		GBR	03:15:03	00:39:53	00:03:25	02:31:44				
11	7078	David Bailey		GBR	03:16:45	00:31:06	00:03:23	02:42:16				
12	7083	Paul Rodbourn		GBR	03:22:31	00:36:37	00:03:11	02:42:44				
13	7081	James Moss		GBR	03:24:00	00:37:02	00:03:22	02:43:36				
14	7080	Steven Covey		GBR	03:25:30	00:38:38	00:03:37	02:43:15				
15	7084	Adam Shaw		GBR	03:27:28	00:37:08	00:02:30	02:47:51				
16	7074	Juanjo Gallardo Gonzalez		ESP	03:30:50	00:42:30	00:03:12	02:45:08				
17	7091	Kevin Watson		IRL	03:35:18	00:38:59	00:04:30	02:51:49				
18	7077	Frederic Jaeckert		FRA	03:37:46	00:33:08	00:02:29	03:02:09				
19	7075	Francisco Gascon peribañez		ESP	03:42:45	00:37:06	00:03:45	03:01:54				
	7092	Frans-Peter Lam		NED	DSQ	00:34:54	00:03:06	02:35:55				

Head Referees: Middle Distance: Paula Maia (POR), AquaBike: Kati Raudsepp (EST) | Competition Jury: Eero Raudsepp (EST), Renato Brandi (ITA), Sérgio Monteiro (POR) | Technical Delegates: Carmen Gómez (ESP), Eero Raudsepp (EST)

Distance Route: Swim 1900m 1 Lap | Bike 90Km (4 Laps) | Air temperature: 22,5°C | Water temperature 19.2°C - Wetsuit allowed

#7511 #7115 (DSQ) not completing the bike course | #7124 (DSQ) outside assistance | #7092 (DSQ) unsportsmanlike conduct | #7083, #7018, #7054 and #7061 served 5min time penalty bike course

generate 22-Jun-2024 18:14

Timing / data processing | Lap2Go Timing Solutions

Europe Triathlon Multisport Championships, Coimbra, PT

OFFICIAL RESULT

AG60-64F							Time	Temp. °C	Humidity	Water
							12:30	25.8°C	45%	19°C
RANK	BIB	NAME	TEAM	RESULT	Swim	T1	Bike			
1	7574	Andrea Nightingale	GBR	03:17:26	00:37:05	00:02:40	02:37:41			
2	7567	Lynda Coggins	GBR	03:24:57	00:31:50	00:02:32	02:50:35			
3	7569	Jeannie Fry	GBR	03:37:25	00:36:16	00:02:52	02:58:17			
4	7572	Mary Knowles	GBR	03:37:25	00:34:58	00:03:05	02:59:22			
5	7576	Julia Thomson	GBR	03:41:48	00:42:39	00:03:01	02:56:08			
6	7575	Miriam Rennet	GBR	03:42:04	00:43:50	00:02:44	02:55:30			
7	7566	Purificacion Lopez Mahia	ESP	03:56:29	00:40:50	00:02:56	03:12:43			
8	7568	Julia Dolman	GBR	03:57:18	00:39:49	00:04:36	03:12:53			
9	7571	Josephine Goodwin	GBR	04:08:35	00:37:26	00:04:00	03:27:09			
10	7570	Laraine Gibbins	GBR	04:21:12	00:52:40	00:05:27	03:23:05			
11	7573	Jane Moore	GBR	04:26:17	00:45:47	00:05:30	03:35:00			

AG60-64M							Time	Temp. °C	Humidity	Water
							12:30	25.8°C	45%	19°C
RANK	BIB	NAME	TEAM	RESULT	Swim	T1	Bike			
1	7093	Alexander Schawalder	SUI	02:49:07	00:29:20	00:02:33	02:17:14			
2	7144	Terry Johnson	GBR	02:55:12	00:31:27	00:02:16	02:21:29			
3	7114	Carl-Heinz Meyer-Frese	GER	02:58:43	00:28:07	00:02:25	02:28:10			
4	7113	Lawrence Wintergold	GBR	03:01:51	00:37:31	00:02:38	02:21:43			
5	7099	Paul Algieri	GBR	03:02:29	00:30:52	00:02:26	02:29:11			
6	7097	Carlos Santamaria Medel	ESP	03:03:34	00:30:11	00:02:08	02:31:15			
7	7094	Bernhard Mesicek	AUT	03:04:18	00:33:08	00:03:50	02:27:19			
8	7102	Paul Donnelly	GBR	03:08:38	00:31:19	00:02:18	02:35:01			
9	7098	Serge Goutard	FRA	03:09:01	00:31:22	00:03:29	02:34:11			
10	7100	Andy Bourne	GBR	03:12:15	00:27:23	00:02:09	02:42:43			
11	7103	Mark Evans	GBR	03:13:29	00:33:14	00:02:47	02:37:28			
12	7104	Adrian Feasby	GBR	03:16:26	00:33:36	00:02:13	02:40:37			
13	7107	Andrew Pryke	GBR	03:20:08	00:35:51	00:02:37	02:41:40			
14	7101	Steven Brown	GBR	03:23:05	00:34:34	00:02:49	02:45:41			
15	7112	David Taft	GBR	03:26:14	00:37:13	00:03:35	02:45:25			
16	7095	Jose Javier De La Calle Martin	ESP	03:30:19	00:38:16	00:03:45	02:48:17			
17	7096	Jose Manuel Rodriguez Mazon	ESP	03:32:06	00:32:01	00:03:25	02:56:41			

Head Referees: Middle Distance: Paula Maia (POR), AquaBike: Kati Raudsepp (EST) | Competition Jury: Eero Raudsepp (EST), Renato Brandi (ITA), Sérgio Monteiro (POR) | Technical Delegates: Carmen Gómez (ESP), Eero Raudsepp (EST)

Distance Route: Swim 1900m 1 Lap | Bike 90Km (4 Laps) | Air temperature: 22,5°C | Water temperature 19.2°C - Wetsuit allowed







#7511 #7115 (DSQ) not completing the bike course | #7124 (DSQ) outside assistance | #7092 (DSQ) unsportsmanlike conduct | #7083, #7018, #7054 and #7061 served 5min time penalty bike course

generate 22-Jun-2024 18:14




Timing / data processing | Lap2Go Timing Solutions

Europe Triathlon Multisport Championships, Coimbra, PT

OFFICIAL RESULT

18	7116	Gabriel Mcguinness		IRL	03:43:38	00:49:16	00:05:24	02:48:59
19	7105	Nicholas McNamara		GBR	03:55:38	00:46:18	00:03:45	03:05:34
20	7109	Lewis Saunders		GBR	03:57:05	00:38:30	00:03:59	03:14:36
21	7106	Michael Osborne		GBR	04:17:24	00:46:30	00:04:53	03:26:01
	7115	Niall Kavanagh		IRL	DSQ	00:33:02	00:03:34	03:44:39
	7111	Keith Smith		GBR	DNF	00:33:30	00:02:33	01:21:57

AG65-69F

RANK	BIB	NAME	TEAM	RESULT	Swim	T1	Bike	
1	7579	Tamlyn Harrison		GBR	03:34:36	00:34:29	00:03:01	02:57:06
2	7578	Theresa Frost		GBR	03:39:21	00:37:10	00:03:51	02:58:20
3	7580	Joanna Lewis		GBR	03:58:04	00:39:39	00:03:37	03:14:49

AG65-69M

RANK	BIB	NAME	TEAM	RESULT	Swim	T1	Bike	
1	7122	Antony Brown		GBR	02:58:48	00:35:17	00:03:04	02:20:27
2	7120	Philippe Gachignat		FRA	03:09:54	00:33:20	00:02:52	02:33:41
3	7118	Birger Frederiksen		DEN	03:11:51	00:35:29	00:02:36	02:33:46
4	7117	Joachim Rathbauer		AUT	03:20:29	00:33:08	00:02:20	02:45:02
5	7119	Angel Fernandez Martinez		ESP	03:22:46	00:33:58	00:03:01	02:45:48
6	7125	Patrick Finn		GBR	03:24:11	00:37:50	00:03:09	02:43:12
7	7132	Thomas Richardson		GBR	03:24:16	00:36:26	00:03:22	02:44:28
8	7134	Dariusz Drapella		POL	03:27:19	00:36:09	00:02:26	02:48:44
9	7128	Peter Hayward		GBR	03:27:52	00:35:15	00:02:47	02:49:50
10	7129	Steve La Borde		GBR	03:33:19	00:44:31	00:02:44	02:46:04
11	7127	Bill Haslam		GBR	03:38:22	00:38:10	00:03:32	02:56:40
12	7126	Anthony Hall		GBR	03:47:02	00:41:02	00:03:08	03:02:52
13	7131	Paul Nash		GBR	03:49:04	00:38:31	00:04:36	03:05:57
14	7133	Stephen Thomas		GBR	04:08:25	00:42:44	00:06:18	03:19:24
	7124	Peter Exton		GBR	DSQ	00:41:38	00:06:03	02:48:19
	7121	Michael Battersby		GBR	DNF	00:33:04	00:02:26	01:35:30

Head Referees: Middle Distance: Paula Maia (POR), AquaBike: Kati Raudsepp (EST) | Competition Jury: Eero Raudsepp (EST), Renato Brandi (ITA), Sérgio Monteiro (POR) | Technical Delegates: Carmen Gómez (ESP), Eero Raudsepp (EST)

Distance Route: Swim 1900m 1 Lap | Bike 90Km (4 Laps) | Air temperature: 22,5°C | Water temperature 19.2°C - Wetsuit allowed

#7511 #7115 (DSQ) not completing the bike course | #7124 (DSQ) outside assistance | #7092 (DSQ) unsportsmanlike conduct | #7083, #7018, #7054 and #7061 served 5min time penalty bike course

generate 22-Jun-2024 18:14

Timing / data processing | Lap2Go Timing Solutions

Europe Triathlon Multisport Championships, Coimbra, PT

OFFICIAL RESULT

AG70-74M

							Time	Temp. °C	Humidity	Water
							12:30	25.8°C	45%	19°C
RANK	BIB	NAME	TEAM	RESULT	Swim	T1	Bike			
1	7138	Bernd Stegmann	GER	03:31:51	00:35:47	00:02:49	02:53:14			
2	7136	Derek Bardsley	GBR	03:39:22	00:41:35	00:03:29	02:54:18			
3	7137	David Walker	GBR	03:45:12	00:42:34	00:03:20	02:59:17			
4	7139	Rob Heller	NED	03:48:44	00:49:00	00:05:44	02:54:00			
	7135	Jesús Miguel Esteve Puig	ESP	DNF	00:56:39	00:08:14				

AG75-79M

							Time	Temp. °C	Humidity	Water
							12:30	25.8°C	45%	19°C
RANK	BIB	NAME	TEAM	RESULT	Swim	T1	Bike			
1	7140	Claude Brousse	FRA	04:11:09	00:47:13	00:06:02	03:17:53			

AG80-84M

							Time	Temp. °C	Humidity	Water
							12:30	25.8°C	45%	19°C
RANK	BIB	NAME	TEAM	RESULT	Swim	T1	Bike			
1	7142	Geir Ingolfsrud	NOR	04:43:08	00:38:50	00:07:14	03:57:04			

Head Referees: Middle Distance: Paula Maia (POR), AquaBike: Kati Raudsepp (EST) | Competition Jury: Eero Raudsepp (EST), Renato Brandi (ITA), Sérgio Monteiro (POR) | Technical Delegates: Carmen Gómez (ESP), Eero Raudsepp (EST)

Distance Route: Swim 1900m 1 Lap | Bike 90Km (4 Laps) | Air temperature: 22,5°C | Water temperature 19.2°C - Wetsuit allowed

#7511 #7115 (DSQ) not completing the bike course | #7124 (DSQ) outside assistance | #7092 (DSQ) unsportsmanlike conduct | #7083, #7018, #7054 and #7061 served 5min time penalty bike course

generate 22-Jun-2024 18:14

Timing / data processing | Lap2Go Timing Solutions