



Men 10K

OFFICIAL RESULT

Start	15:29	Temperature 23.3°C	Humidity 55%
End	18:38	Temperature 21.8°C	Humidity 69%

RANK	BIB	NAME	DoB	TEAM	CT. CODE	RESULT	TIME BEHIND
1	40	PALTRINIERI, Gregorio	05/09/1994	ITA	ITA	01:53:45.3	
2	21	ACERENZA, Domenico	19/01/1995	ITA	ITA	01:53:47.1	+00:01
3	10	RASOVSKY, Kristof	27/03/1997	HUN	HUN	01:53:52.1	+00:06
4	36	GUIDI, Marcello	06/05/1997	ITA	ITA	01:53:52.6	+00:07
5	5	VERANI, Dario	01/01/1995	ITA	ITA	01:53:59.1	+00:13
6	3	SANZULLO, Pasquale	04/03/1998	ITA	ITA	01:54:38.1	+00:52
7	37	BETLEHEM, David	04/09/2003	HUN	HUN	01:55:14.7	+01:29
8	33	SANZULLO, Mario	05/06/1993	ITA	ITA	01:55:31.0	+01:45
9	34	TEPPER, Joey	11/06/2002	USA	USA	01:55:33.3	+01:47
10	31	MANZI, Andrea	27/11/1997	ITA	ITA	01:55:37.4	+01:52
11	9	PARDOE, Hector Thomas Cheal	29/03/2001	GBR	GBR	01:55:40.3	+01:54
12	22	WALLART, Jules	13/11/2002	FRA	FRA	01:55:41.1	+01:55
13	6	BOTTELIER, Lars	04/03/1997	NED	NED	01:55:41.3	+01:55
14	12	RUFFINI, Simone	07/12/1989	ITA	ITA	01:55:41.4	+01:56
15	2	BRINEGAR, Michael	15/09/1999	USA	USA	01:55:45.9	+02:00
16	11	VANHUYS, Logan	18/04/1997	BEL	BEL	01:56:44.1	+02:58
17	1	GRAVLEY, Dylan	31/08/2002	USA	USA	01:56:44.5	+02:59
18	19	FRACH, Niklas	06/02/1998	GER	GER	01:56:51.2	+03:05
19	14	GRAVLEY, Brennan	28/09/2000	USA	USA	01:57:07.7	+03:22
20	16	FONTAINE, Logan	25/03/1999	FRA	FRA	01:57:48.2	+04:02
21	8	CAMPOS, Tiago	16/03/1999	POR	POR	01:57:48.6	+04:03
22	7	PUJOL, Guillem	13/02/1997	ESP	ESP	01:57:51.4	+04:06
23	38	MARTINEZ, Alberto	27/06/1998	ESP	ESP	01:57:55.4	+04:10
24	28	ALMEIDA, Bruce Hanson	22/07/1998	BRA	BRA	01:58:07.7	+04:22
25	26	HERON, David	26/03/1995	USA	USA	01:58:45.7	+05:00
26	15	GALICZ, Peter	25/06/2000	HUN	HUN	01:58:46.2	+05:00
27	13	LOUREIRO, Luiz Felipe	25/11/2003	BRA	BRA	01:58:47.6	+05:02
28	32	SARKANY, Zalan	15/10/2003	HUN	HUN	01:58:47.7	+05:02
29	25	LAMAR, Simon	07/12/1999	USA	USA	01:58:51.3	+05:05
30	29	ROLDAN MUNOZ, Enzo	17/09/1999	FRA	FRA	01:58:57.8	+05:12
31	39	STRAKA, Martin	12/11/2000	CZE	CZE	01:59:11.4	+05:26
32	35	SCHMIDT, Aaron Elias	11/05/2000	GER	GER	02:00:21.6	+06:36
33	23	ZACH, Ondrej	28/07/1997	CZE	CZE	02:01:22.7	+07:37











Fina
MARATHON SWIM
WORLD SERIES

SETUBAL (POR) 2022



Men 10K

OFFICIAL RESULT

RANK	BIB	NAME	DoB	TEAM	CT. CODE	RESULT	TIME BEHIND
34	27	CARDOSO, Diogo	07/04/2001	POR	POR 	02:01:53.9	+08:08
-	18	SOEMANN, Elliot	07/01/1998	SWE	SWE 	DNF	
-	20	VILLARINHO, Diogo	11/03/1994	BRA	BRA 	DNF	
-	17	FURLAN, Matteo	29/05/1989	ITA	ITA 	DNF	
-	24	OLIVIER, Marc-Antoine	18/06/1996	FRA	FRA 	DNF	
-	30	HERCOG, Jan	10/02/1998	AUT	AUT 	DNF	

Main partners

Timing partner





Men 10K

Race Analysis

	Time	Temperature	Humidity
Start	15:29	23.3°C	55%
End	18:38	21.8°C	69%

RANK	BIB	NAME	DoB	TEAM	CT. CODE	RESULT	TIME BEHIND
1	40	PALTRINIERI, Gregorio	05/09/1994	ITA	ITA	01:53:45.3	
						20:05.2 (1)	42:06.8 (1) 22:01.5
2	21	ACERENZA, Domenico	19/01/1995	ITA	ITA	01:53:47.1	+00:01
						20:06.6 (3)	42:11.7 (4) 22:05.0
3	10	RASOVSKY, Kristof	27/03/1997	HUN	HUN	01:53:52.1	+00:06
						20:05.5 (2)	42:11.0 (3) 22:05.5
4	36	GUIDI, Marcello	06/05/1997	ITA	ITA	01:53:52.6	+00:07
						20:07.9 (6)	42:08.7 (2) 22:00.7
5	5	VERANI, Dario	01/01/1995	ITA	ITA	01:53:59.1	+00:13
						20:16.9 (21)	42:19.2 (10) 22:02.3
6	3	SANZULLO, Pasquale	04/03/1998	ITA	ITA	01:54:38.1	+00:52
						20:09.4 (8)	42:13.1 (5) 22:03.7
7	37	BETLEHEM, David	04/09/2003	HUN	HUN	01:55:14.7	+01:29
						20:09.0 (7)	42:21.6 (15) 22:12.6
8	33	SANZULLO, Mario	05/06/1993	ITA	ITA	01:55:31.0	+01:45
						20:12.6 (13)	42:18.0 (9) 22:05.4
9	34	TEPPER, Joey	11/06/2002	USA	USA	01:55:33.3	+01:47
						20:07.0 (4)	42:17.6 (7) 22:10.6
10	31	MANZI, Andrea	27/11/1997	ITA	ITA	01:55:37.4	+01:52
						20:19.3 (26)	42:17.7 (8) 21:58.4





Men 10K

Race Analysis

RANK	BIB	NAME	DoB	TEAM					CT. CODE	RESULT	TIME BEHIND
				Lap1	Lap2	Lap3	Lap4	Lap5			
11	9	PARDOE, Hector Thomas Cheal	29/03/2001	GBR					GBR	01:55:40.3	+01:54
				20:07.8 (5)	42:14.7 (6) 22:06.9	01:05:33.0 (9) 23:18.2	01:30:07.8 (18) 24:34.7	01:53:38.1 (12) 23:30.3		02:02.2	
12	22	WALLART, Jules	13/11/2002	FRA					FRA	01:55:41.1	+01:55
				20:10.8 (10)	42:21.7 (16) 22:10.8	01:05:41.6 (15) 23:19.8	01:30:01.8 (12) 24:20.2	01:53:38.4 (14) 23:36.5		02:02.7	
13	6	BOTTELIER, Lars	04/03/1997	NED					NED	01:55:41.3	+01:55
				20:19.0 (25)	42:35.4 (34) 22:16.4	01:05:43.0 (16) 23:07.5	01:29:31.6 (8) 23:48.6	01:53:34.9 (10) 24:03.2		02:06.4	
14	12	RUFFINI, Simone	07/12/1989	ITA					ITA	01:55:41.4	+01:56
				20:18.9 (24)	42:30.7 (27) 22:11.7	01:06:05.8 (26) 23:35.1	01:30:06.4 (17) 24:00.6	01:53:38.2 (13) 23:31.8		02:03.2	
15	2	BRINEGAR, Michael	15/09/1999	USA					USA	01:55:45.9	+02:00
				20:14.7 (17)	42:19.5 (11) 22:04.8	01:05:36.0 (11) 23:16.5	01:30:03.1 (14) 24:27.0	01:53:41.7 (15) 23:38.5		02:04.1	
16	11	VANHUYS, Logan	18/04/1997	BEL					BEL	01:56:44.1	+02:58
				20:20.2 (27)	42:30.3 (26) 22:10.0	01:05:57.5 (22) 23:27.2	01:30:09.5 (19) 24:11.9	01:54:37.9 (16) 24:28.4		02:06.1	
17	1	GRAVLEY, Dylan	31/08/2002	USA					USA	01:56:44.5	+02:59
				20:24.4 (32)	42:29.3 (24) 22:04.8	01:05:37.8 (13) 23:08.5	01:30:06.4 (16) 24:28.5	01:54:40.1 (17) 24:33.6		02:04.4	
18	19	FRACH, Niklas	06/02/1998	GER					GER	01:56:51.2	+03:05
				20:14.5 (16)	42:23.8 (18) 22:09.3	01:05:32.3 (8) 23:08.4	01:30:02.7 (13) 24:30.4	01:54:43.2 (18) 24:40.4		02:08.0	
19	14	GRAVLEY, Brennan	28/09/2000	USA					USA	01:57:07.7	+03:22
				20:12.8 (14)	42:20.5 (13) 22:07.7	01:05:37.0 (12) 23:16.4	01:30:04.3 (15) 24:27.3	01:54:51.3 (19) 24:46.9		02:16.4	
20	16	FONTAINE, Logan	25/03/1999	FRA					FRA	01:57:48.2	+04:02
				20:28.1 (34)	42:31.3 (28) 22:03.2	01:06:03.3 (25) 23:31.9	01:32:08.6 (29) 26:05.2	01:55:50.3 (23) 23:41.7		01:57.8	



Men 10K

Race Analysis

RANK	BIB	NAME	DoB	TEAM					CT. CODE	RESULT	TIME BEHIND
				Lap1	Lap2	Lap3	Lap4	Lap5			
21	8	CAMPOS, Tiago	16/03/1999	POR					POR	01:57:48.6	+04:03
				20:14.5 (15)	42:30.2 (25) 22:15.7	01:06:00.6 (24) 23:30.3	01:30:59.7 (21) 24:59.1	01:55:46.5 (20) 24:46.7		02:02.0	
22	7	PUJOL, Guillem	13/02/1997	ESP					ESP	01:57:51.4	+04:06
				20:16.8 (20)	42:25.0 (20) 22:08.2	01:05:48.8 (18) 23:23.7	01:31:03.8 (23) 25:15.0	01:55:47.8 (21) 24:44.0		02:03.5	
23	38	MARTINEZ, Alberto	27/06/1998	ESP					ESP	01:57:55.4	+04:10
				20:18.4 (23)	42:26.6 (22) 22:08.2	01:05:49.1 (19) 23:22.5	01:30:57.4 (20) 25:08.2	01:55:49.6 (22) 24:52.2		02:05.7	
24	28	ALMEIDA, Bruce Hanson	22/07/1998	BRA					BRA	01:58:07.7	+04:22
				20:16.6 (18)	42:23.2 (17) 22:06.5	01:05:50.9 (21) 23:27.6	01:31:01.7 (22) 25:10.8	01:55:57.0 (24) 24:55.2		02:10.7	
25	26	HERON, David	26/03/1995	USA					USA	01:58:45.7	+05:00
				20:21.0 (28)	42:34.6 (31) 22:13.5	01:06:50.7 (33) 24:16.1	01:32:08.3 (28) 25:17.6	01:56:41.9 (27) 24:33.5		02:03.7	
26	15	GALICZ, Peter	25/06/2000	HUN					HUN	01:58:46.2	+05:00
				20:22.2 (30)	42:35.0 (32) 22:12.8	01:06:40.3 (29) 24:05.2	01:32:04.1 (26) 25:23.7	01:56:38.2 (25) 24:34.1		02:08.0	
27	13	LOUREIRO, Luiz Felipe	25/11/2003	BRA					BRA	01:58:47.6	+05:02
				20:10.6 (9)	42:26.4 (21) 22:15.7	01:06:43.4 (30) 24:16.9	01:32:13.0 (31) 25:29.6	01:56:43.9 (28) 24:30.8		02:03.6	
28	32	SARKANY, Zalan	15/10/2003	HUN					HUN	01:58:47.7	+05:02
				20:11.8 (12)	42:29.2 (23) 22:17.4	01:06:37.5 (28) 24:08.2	01:32:05.7 (27) 25:28.2	01:56:40.6 (26) 24:34.9		02:07.0	
29	25	LAMAR, Simon	07/12/1999	USA					USA	01:58:51.3	+05:05
				20:22.8 (31)	42:33.1 (30) 22:10.2	01:06:44.2 (31) 24:11.1	01:32:15.7 (32) 25:31.5	01:56:45.6 (29) 24:29.8		02:05.6	
30	29	ROLDAN MUNOZ, Enzo	17/09/1999	FRA					FRA	01:58:57.8	+05:12
				20:11.7 (11)	42:21.0 (14) 22:09.3	01:05:58.0 (23) 23:36.9	01:31:05.8 (24) 25:07.8	01:56:45.6 (30) 25:39.7		02:12.1	





Men 10K

Race Analysis

RANK	BIB	NAME	DoB	TEAM					CT. CODE	RESULT	TIME BEHIND
				Lap1	Lap2	Lap3	Lap4	Lap5			
31	39	STRAKA, Martin	12/11/2000	CZE					CZE	01:59:11.4	+05:26
				20:18.0 (22)	42:19.6 (12) 22:01.5	01:05:49.2 (20) 23:29.6	01:31:09.4 (25) 25:20.1	01:56:53.8 (31) 25:44.3		02:17.6	
32	35	SCHMIDT, Aaron Elias	11/05/2000	GER					GER	02:00:21.6	+06:36
				20:16.7 (19)	42:31.6 (29) 22:14.8	01:06:52.2 (34) 24:20.6	01:32:10.2 (30) 25:17.9	01:57:59.3 (32) 25:49.0		02:22.3	
33	23	ZACH, Ondrej	28/07/1997	CZE					CZE	02:01:22.7	+07:37
				20:25.7 (33)	42:24.9 (19) 21:59.2	01:06:45.1 (32) 24:20.2	01:32:27.2 (33) 25:42.0	01:59:05.5 (33) 26:38.3		02:17.1	
34	27	CARDOSO, Diogo	07/04/2001	POR					POR	02:01:53.9	+08:08
				20:21.8 (29)	42:35.4 (33) 22:13.6	01:06:32.8 (27) 23:57.3	01:33:00.2 (34) 26:27.4	01:59:41.3 (34) 26:41.1		02:12.6	
-	18	SOEMANN, Elliot	07/01/1998	SWE					SWE	DNF	
				20:19.2 (0)	42:34.4 (0) 22:15.1	01:07:20.2 (0) 24:45.8	()	()			
-	20	VILLARINHO, Diogo	11/03/1994	BRA					BRA	DNF	
				20:22.6 (0)	42:33.4 (0) 22:10.8	01:06:19.9 (0) 23:46.4	01:34:39.7 (0) 28:19.7	()			
-	17	FURLAN, Matteo	29/05/1989	ITA					ITA	DNF	
				20:27.2 (0)	42:30.5 (0) 22:03.3	01:06:24.8 (0) 23:54.3	()	()			
-	24	OLIVIER, Marc-Antoine	18/06/1996	FRA					FRA	DNF	
				20:14.3 (0)	42:19.7 (0) 22:05.3	()	()	()			
-	30	HERCOG, Jan	10/02/1998	AUT					AUT	DNF	
				20:19.5 (0)	42:26.6 (0) 22:07.1	()	()	()			



Women 10K

OFFICIAL RESULT

Start	15:38	23.3°C	55%
End	18:38	21.8°C	69%

RANK	BIB	NAME	DoB	TEAM	CT. CODE	RESULT	TIME BEHIND
1	74	CUNHA, Ana Marcela	23/03/1992	BRA	BRA	02:09:29.8	
2	69	Van ROUWENDAAL, Sharon	09/09/1993	NED	NED	02:09:32.2	+00:02
3	64	BECK, Leonie	27/05/1997	GER	GER	02:09:32.3	+00:02
4	73	TADDEUCCI, Ginevra	03/05/1997	ITA	ITA	02:09:32.4	+00:02
5	76	BOY, Lea	24/01/2000	GER	GER	02:09:32.5	+00:02
6	57	SPIWOKS, Jeannette	18/11/1998	GER	GER	02:09:32.6	+00:02
7	61	GABBRIELLESCHI, Giulia	24/07/1996	ITA	ITA	02:09:33.0	+00:03
8	68	GRIMES, Katie	08/01/2006	USA	USA	02:09:35.1	+00:05
9	75	POZZOBON, Barbara	17/09/1993	ITA	ITA	02:09:51.9	+00:22
10	62	DENIGAN, Mariah	30/05/2003	USA	USA	02:10:46.2	+01:16
11	71	OLASZ, Anna	19/09/1993	HUN	HUN	02:10:47.2	+01:17
12	51	ANDRE, Angelica	13/10/1994	POR	POR	02:11:10.7	+01:40
13	70	SMITH, Summer	01/04/2003	USA	USA	02:15:13.0	+05:43
14	54	ROHACS, Reka	28/05/2000	HUN	HUN	02:16:00.3	+06:30
15	53	McMAHON, Kensey	29/10/1999	USA	USA	02:16:02.1	+06:32
16	72	BALOGH, Vivien	31/01/2002	HUN	HUN	02:17:46.1	+08:16
17	52	De MEMME, Martina	07/08/1991	ITA	ITA	02:19:17.5	+09:47
18	56	PLESKOTOVA, Julie	22/01/2002	CZE	CZE	02:19:28.3	+09:58
19	66	TRAVIS, Brooke	18/06/2000	USA	USA	02:19:36.7	+10:06
20	67	JUNGBLUT, Cibelle	07/05/2003	BRA	BRA	02:19:40.2	+10:10
21	63	AULD, Anna	20/06/2003	USA	USA	02:22:20.2	+12:50
22	60	MENDES, Mariana	28/02/2002	POR	POR	02:28:57.7	+19:27
23	59	HANQUET, Lucie	11/10/2003	BEL	BEL	02:31:07.6	+21:37
-	58	VALLONI, Arianna	10/04/2001	SMR	SMR	DNF	
-	55	HERTEL, Carol	20/02/2001	BRA	BRA	DNF	
-	65	CASSIGNOL, Oceane	26/05/2000	FRA	FRA	DNF	
-	77	LEE, Hae Rim	12/08/1996	KOR	KOR	DNF	



Women 10K

Race Analysis

	Time	Temperature	Humidity
Start	15:38	23.3°C	55%
End	18:38	21.8°C	69%

RANK	BIB	NAME	DoB	TEAM					CT. CODE	RESULT	TIME BEHIND	
				Lap1	Lap2	Lap3	Lap4	Lap5				
1	74	CUNHA, Ana Marcela	23/03/1992	BRA					BRA		02:09:29.8	
				23:34.8 (2)	48:46.0 (2) 25:11.1	01:15:54.6 (2) 27:08.6	01:41:51.8 (2) 25:57.1	02:07:15.3 (1) 25:23.5				
2	69	Van ROUWENDAAL, Sharon	09/09/1993	NED					NED		02:09:32.2	+00:02
				23:32.5 (1)	48:44.1 (1) 25:11.5	01:15:53.6 (1) 27:09.5	01:41:49.7 (1) 25:56.0	02:07:16.1 (3) 25:26.4				
3	64	BECK, Leonie	27/05/1997	GER					GER		02:09:32.3	+00:02
				23:50.1 (14)	49:20.8 (16) 25:30.6	01:16:08.9 (12) 26:48.1	01:42:04.1 (9) 25:55.2	02:07:16.9 (4) 25:12.7				
4	73	TADDEUCCI, Ginevra	03/05/1997	ITA					ITA		02:09:32.4	+00:02
				23:36.0 (3)	48:47.6 (3) 25:11.6	01:15:56.2 (3) 27:08.5	01:41:53.8 (3) 25:57.5	02:07:16.1 (2) 25:22.3				
5	76	BOY, Lea	24/01/2000	GER					GER		02:09:32.5	+00:02
				23:40.3 (7)	48:51.2 (5) 25:10.9	01:15:59.5 (5) 27:08.2	01:42:02.3 (7) 26:02.7	02:07:18.8 (6) 25:16.5				
6	57	SPIWOKS, Jeannette	18/11/1998	GER					GER		02:09:32.6	+00:02
				23:40.3 (8)	48:53.4 (6) 25:13.1	01:15:59.7 (6) 27:06.3	01:41:56.6 (5) 25:56.9	02:07:19.7 (7) 25:23.0				
7	61	GABBRIELLESCHI, Giulia	24/07/1996	ITA					ITA		02:09:33.0	+00:03
				23:36.6 (4)	48:48.7 (4) 25:12.1	01:15:57.6 (4) 27:08.8	01:41:55.0 (4) 25:57.4	02:07:17.4 (5) 25:22.3				
8	68	GRIMES, Katie	08/01/2006	USA					USA		02:09:35.1	+00:05
				23:38.2 (6)	49:05.6 (10) 25:27.3	01:16:04.0 (7) 26:58.4	01:41:58.8 (6) 25:54.8	02:07:21.7 (8) 25:22.8				
9	75	POZZOBON, Barbara	17/09/1993	ITA					ITA		02:09:51.9	+00:22
				23:40.3 (9)	48:58.6 (8) 25:18.3	01:16:04.4 (8) 27:05.8	01:42:06.5 (10) 26:02.0	02:07:33.4 (9) 25:26.9				
10	62	DENIGAN, Mariah	30/05/2003	USA					USA		02:10:46.2	+01:16
				23:51.9 (16)	49:12.3 (13) 25:20.4	01:16:06.7 (10) 26:54.3	01:42:02.4 (8) 25:55.7	02:08:25.3 (10) 26:22.8				





Women 10K

Race Analysis

RANK	BIB	NAME	DoB	TEAM					CT. CODE	RESULT	TIME BEHIND
				Lap1	Lap2	Lap3	Lap4	Lap5			
11	71	OLASZ, Anna	19/09/1993	HUN					HUN	02:10:47.2	+01:17
				23:43.9 (11)	48:55.9 (7) 25:12.0	01:16:05.5 (9) 27:09.5	01:42:09.2 (11) 26:03.6	02:08:27.5 (11) 26:18.3		02:19.7	
12	51	ANDRE, Angelica	13/10/1994	POR					POR	02:11:10.7	+01:40
				23:46.8 (13)	49:16.1 (15) 25:29.2	01:16:11.0 (13) 26:54.8	01:42:10.5 (12) 25:59.5	02:08:43.4 (12) 26:32.8		02:27.3	
13	70	SMITH, Summer	01/04/2003	USA					USA	02:15:13.0	+05:43
				23:37.4 (5)	49:02.4 (9) 25:24.9	01:16:07.5 (11) 27:05.1	01:42:22.7 (13) 26:15.1	02:12:42.8 (13) 30:20.1		02:30.1	
14	54	ROHACS, Reka	28/05/2000	HUN					HUN	02:16:00.3	+06:30
				23:50.4 (15)	49:11.5 (12) 25:21.1	01:16:15.3 (14) 27:03.8	01:44:43.6 (14) 28:28.3	02:13:41.8 (15) 28:58.1		02:18.5	
15	53	McMAHON, Kensey	29/10/1999	USA					USA	02:16:02.1	+06:32
				23:45.5 (12)	49:08.4 (11) 25:22.8	01:16:24.6 (15) 27:16.1	01:44:45.2 (15) 28:20.6	02:13:39.9 (14) 28:54.7		02:22.1	
16	72	BALOGH, Vivien	31/01/2002	HUN					HUN	02:17:46.1	+08:16
				23:58.5 (19)	49:16.0 (14) 25:17.5	01:18:53.7 (16) 29:37.6	01:46:41.2 (16) 27:47.5	02:15:24.6 (16) 28:43.3		02:21.5	
17	52	De MEMME, Martina	07/08/1991	ITA					ITA	02:19:17.5	+09:47
				24:02.8 (22)	50:40.2 (20) 26:37.3	01:21:06.6 (20) 30:26.3	01:49:03.3 (20) 27:56.7	02:17:00.8 (17) 27:57.5		02:16.7	
18	56	PLESKOTOVA, Julie	22/01/2002	CZE					CZE	02:19:28.3	+09:58
				23:42.7 (10)	49:30.6 (19) 25:47.9	01:19:40.4 (17) 30:09.7	01:48:17.5 (17) 28:37.1	02:17:10.3 (18) 28:52.7		02:18.0	
19	66	TRAVIS, Brooke	18/06/2000	USA					USA	02:19:36.7	+10:06
				23:56.6 (17)	49:29.0 (18) 25:32.4	01:19:44.6 (19) 30:15.5	01:48:22.0 (19) 28:37.4	02:17:17.3 (20) 28:55.2		02:19.3	
20	67	JUNGBLUT, Cibelle	07/05/2003	BRA					BRA	02:19:40.2	+10:10
				24:00.6 (20)	49:28.5 (17) 25:27.9	01:19:42.5 (18) 30:13.9	01:48:19.9 (18) 28:37.3	02:17:16.1 (19) 28:56.2		02:24.0	



Women 10K

Race Analysis

RANK	BIB	NAME	DoB	TEAM					CT. CODE	RESULT	TIME BEHIND
				Lap1	Lap2	Lap3	Lap4	Lap5			
21	63	AULD, Anna	20/06/2003	USA					USA	02:22:20.2	+12:50
				23:57.2 (18)	51:03.5 (21) 27:06.2	01:21:11.3 (21) 30:07.8	01:49:34.5 (21) 28:23.2	02:19:53.4 (21) 30:18.8		02:26.8	
22	60	MENDES, Mariana	28/02/2002	POR					POR	02:28:57.7	+19:27
				24:01.2 (21)	52:51.5 (23) 28:50.3	01:24:18.5 (23) 31:26.9	01:54:44.8 (22) 30:26.3	02:26:24.6 (22) 31:39.7		02:33.1	
23	59	HANQUET, Lucie	11/10/2003	BEL					BEL	02:31:07.6	+21:37
				24:03.1 (23)	52:51.0 (22) 28:47.8	01:23:58.9 (22) 31:07.9	01:54:46.1 (23) 30:47.2	02:28:20.6 (23) 33:34.4		02:47.0	
-	58	VALLONI, Arianna	10/04/2001	SMR					SMR	DNF	
				23:58.9 (0)	52:47.4 (0) 28:48.4	01:24:15.9 (0) 31:28.5	()	()			
-	55	HERTEL, Carol	20/02/2001	BRA					BRA	DNF	
				26:36.7 (0)	58:32.7 (0) 31:55.9	()	()	()			
-	65	CASSIGNOL, Oceane	26/05/2000	FRA					FRA	DNF	
				23:48.7 (0)	51:05.9 (0) 27:17.1	01:23:47.5 (0) 32:41.6	()	()			
-	77	LEE, Hae Rim	12/08/1996	KOR					KOR	DNF	
				24:52.4 (0)	55:54.0 (0) 31:01.6	01:28:56.1 (0) 33:02.0	()	()			



Mixed Relay - (4x1500m)

OFFICIAL RESULT

	Time	Temperature	Humidity
Start	15:00	21°C	65%
End	16:28	20.1°C	65%

RANK	CT. CODE	TEAM	BIB	NAME	RELAY TIME	TIME	TIME BEHIND
1	ITA	ITA 1				01:12:26.9	
			141	GABBRIELLESCHI, Giulia	17:40.3		
			142	TADDEUCCI, Ginevra	18:37.8	36:18.2	
			143	GUIDI, Marcello	16:13.5	52:31.8	
			144	SANZULLO, Mario	19:55.1	01:12:26.9	
2	ITA	ITA 2				01:12:29.4	+00:02
			151	De MEMME, Martina	18:00.8		
			152	POZZOBON, Barbara	18:36.9	36:37.8	
			153	ACERENZA, Domenico	16:29.0	53:06.8	
			154	PALTRINIERI, Gregorio	19:22.5	01:12:29.4	
3	HUN	HUN				01:13:21.1	+00:54
			131	ROHACS, Reka	18:13.2		
			132	OLASZ, Anna	18:41.1	36:54.3	
			133	BETLEHEM, David	16:32.2	53:26.5	
			134	RASOVSKY, Kristof	19:54.5	01:13:21.1	
4	POR	POR				01:15:14.0	+02:47
			111	ANDRE, Angelica	18:12.6		
			112	ROSA, Mafalda	18:23.4	36:36.1	
			113	CARDOSO, Diogo	17:18.4	53:54.5	
			114	CAMPOS, Tiago	21:19.5	01:15:14.0	
5	BRA	BRA				01:18:53.4	+06:26
			121	JUNGBLUT, Cibelle	18:32.1		
			122	HERTEL, Carol	21:42.4	40:14.5	
			123	LOUREIRO, Luiz Felipe	17:51.6	58:06.1	
			124	ALMEIDA, Bruce Hanson	20:47.2	01:18:53.4	